

ARKANSAS

RAZORBACKS

2010-11

Rotnei
CLARKE



Marshawn
POWELL




Men's Basketball
Media Guide

Delvon
JOHNSON

SENIORS
2010-11

Marcus
BRITT

Jemal
FARMER



An aerial, black and white photograph of a basketball arena during a game. The arena is filled with a large crowd of spectators. In the center, a large scoreboard is visible, displaying the game time as 17:43. The scoreboard is surrounded by advertisements, including Old Spice. Above the arena, numerous banners hang from the ceiling, commemorating various basketball events and championships, such as "NCAA FINAL FOUR 1952", "NCAA FINAL FOUR 1970", "NCAA FINAL FOUR 1988", "NCAA FINAL FOUR 1990", "NCAA FINAL FOUR 1992", "NCAA FINAL FOUR 1994", "NCAA FINAL FOUR 1996", "NCAA FINAL FOUR 1998", "NCAA FINAL FOUR 2000", "NCAA FINAL FOUR 2002", "NCAA FINAL FOUR 2004", "NCAA FINAL FOUR 2006", "NCAA FINAL FOUR 2008", "NCAA FINAL FOUR 2010", "NCAA FINAL FOUR 2012", "NCAA FINAL FOUR 2014", "NCAA FINAL FOUR 2016", "NCAA FINAL FOUR 2018", "NCAA FINAL FOUR 2020", "NCAA FINAL FOUR 2022", "NCAA FINAL FOUR 2024", "NCAA FINAL FOUR 2026", "NCAA FINAL FOUR 2028", "NCAA FINAL FOUR 2030", "NCAA FINAL FOUR 2032", "NCAA FINAL FOUR 2034", "NCAA FINAL FOUR 2036", "NCAA FINAL FOUR 2038", "NCAA FINAL FOUR 2040", "NCAA FINAL FOUR 2042", "NCAA FINAL FOUR 2044", "NCAA FINAL FOUR 2046", "NCAA FINAL FOUR 2048", "NCAA FINAL FOUR 2050", "NCAA FINAL FOUR 2052", "NCAA FINAL FOUR 2054", "NCAA FINAL FOUR 2056", "NCAA FINAL FOUR 2058", "NCAA FINAL FOUR 2060", "NCAA FINAL FOUR 2062", "NCAA FINAL FOUR 2064", "NCAA FINAL FOUR 2066", "NCAA FINAL FOUR 2068", "NCAA FINAL FOUR 2070", "NCAA FINAL FOUR 2072", "NCAA FINAL FOUR 2074", "NCAA FINAL FOUR 2076", "NCAA FINAL FOUR 2078", "NCAA FINAL FOUR 2080", "NCAA FINAL FOUR 2082", "NCAA FINAL FOUR 2084", "NCAA FINAL FOUR 2086", "NCAA FINAL FOUR 2088", "NCAA FINAL FOUR 2090", "NCAA FINAL FOUR 2092", "NCAA FINAL FOUR 2094", "NCAA FINAL FOUR 2096", "NCAA FINAL FOUR 2098", "NCAA FINAL FOUR 2100".

BUD WALTON ARENA

THE BASKETBALL PALACE
OF MID-AMERICA



RAZORBACKS

COACHES

PLAYERS

09-10 SEASON

HISTORY

RECORDS

MEDIA

UNIVERSITY

This is Arkansas Basketball

- Quick Facts 3
- Television Roster 4
- Roster 5
- Razorback Nation 6-7
- Game Day 8-9
- Tradition 10-11
- 1994 National Champions 12-13
- Philosophy 14-15
- Strength & Conditioning 16-17
- Community Service 18-19
- Razorback Basketball 20
- Player Development 21
- Facilities 22-23
- Museum 24-25
- In the NBA 26-27
- Media Attention 28-29
- SEC and ESPN 30-31
- John Pelphrey Live 32-33
- Nike 34-35
- Cheer/Pom 36

Razorback Coaches

- Head Coach John Pelphrey 38-43
- Asst. Coach Rob Evans 44
- Asst. Coach Tom Ostrom 45
- Asst. Coach Brett Nelson 46
- Dir. of Operations Damon Jones 47
- Dir. of S-A Sup. Scotty Thurman 47
- Video Coordinator Sean Dwyer 48
- Athletic Trainer Dave England 48
- Support Staff 49-50

2010-11 Razorbacks

- Marcus Britt 52-53
- Glenn Bryant 54-55
- Rotnei Clarke 56-57
- Jemal Farmer 58-59
- Delvon Johnson 60-61
- Julysses Nobles 62-63
- Marshawn Powell 64-65
- Michael Sanchez 66-67
- Kikko Haydar, Nick Mason 68
- Jeff Petterson, Rickey Scott 69
- Mardracus Wade, Marvell Waithe... 70

2009-10 Season Review

- Season Notes 72
- Results 73
- Statistics 74
- Game-by-Game Pts-Rbs-Asst 75
- Game-by-Game Statistics 76
- Superlatives 77
- Box Scores 78-83
- SEC Standings 84
- SEC Individual Statistics 85-86
- SEC Team Statistics 87-88

Arkansas Basketball

- Bud Walton Arena 90-93
- Bud Walton Arena Records 94
- History 95-98
- In the Final Four 99-101
- The National Championship. 102-105
- Memorable Games 95-105
- In the Postseason 106

- NCAA Tournament Records 107
- All-Time Final Rankings 108-109
- All-Americans 110-111
- Honors and Awards 112-115
- All-Time NBA Roster 116
- NBA Superlatives 117
- Lettermen 118-120

Razorback Records

- 1,000-Point Scorers 122-125
- Scoring Records 126
- 30-Point Games 127
- Field Goal Records 128-129
- Free Throw Records 130-131
- Rebounding Records 132-133
- Three-Point Shooting 134
- Steal Records 135
- Assist Records 136
- Block Records 137
- Team Records 138-142
- Year-by-Year Comparison 143-145
- 100-Point Games 146
- Miscellaneous Records 147
- All-Time Standings/Records... 148-156
- Year-by-Year Records 157
- Coaching Records 158
- Year-by-Year Results 159-172

Media Information/Opponents

- Media Information 174-175
- Opponents 176-179
- The Southeastern Conference 180
- Arkansas' SEC Leaders 181
- SEC Tournament 182

The University of Arkansas

- University of Arkansas 184-188
- Chancellor G. David Gearhart 189
- Academic Support 190-192
- In the Community 193
- Athletic Director Jeff Long 194-195
- Senior Staff 196-197
- Razorback Foundation, Inc. 198
- Home of Champions 199
- Million Fans 200
- Campus Life 201
- Traditions 202-203
- Fayetteville 204
- Northwest Arkansas 205
- Facilities 206-208



Credits

The 2010-11 University of Arkansas Men's Basketball Media Guide was written, designed and edited by Associate Media Relations Director Phil Pierce. Layout assistance provided by student assistant Andrew Reynolds and covers designed by True Creative. Contributors include the Fayetteville Chamber of Commerce, the Southeastern Conference Media Relations Office and Arkansas' 2010-11 opponents. Photography by Wesley Hitt with contributing photos provided by Gary Arakaki, NBAE Photos; Walt Beazley, Jon Biever, Sports Illustrated; Roy Cordell, Arkansas University Relations; David Coyle; Scott Cunningham, NBAE Photos/ Getty Images; Garrett Ellwood, NBAE Photos; Tom Ewart; Jesse Garrabrant, NBAE Photos; Bill Smith, NBAE Photos; James "Bone Crusher" Smith; Sports Illustrated; Mike Stone; Arkansas University Relations; Gary Yandell; David Verby. Printing was completed by MultiAd of Peoria, Ill.



Location: Fayetteville, Ark.
 Enrollment: 21,406
 Founded: 1871
 Colors: Cardinal (PMS 200) and White
 Nickname: Razorbacks
 Conference: Southeastern (Western Division)
 Arena (Capacity): Bud Walton Arena (19,200)

Administration

Chancellor: Dr. G. David Gearheart
 System President: Dr. B. Alan Sugg
 Athletic Director: Jeff Long
 Faculty Representative: Dr. Sharon Hunt

Basketball Staff

Head Coach: John Pelphey
 (Kentucky, 1992) / fourth year
 Career Record: 131-113 (.537), eight years
 Record at Arkansas: 51-46 (.523), three years
 NCAA Tournament Record: 1-2
 Post-Season NIT Record: 0-1
 Assistant Coaches/Year on Staff:
 Rob Evans (New Mexico St., 1968) / 4th
 Tom Ostrom (Minnesota, 1997) / 4th
 Brett Nelson (Florida, 2004) / 1st
 Director of Basketball Operations:
 Damon Jones (Howard, 2000) / 4th
 Director of Student-Athlete Development:
 Scotty Thurman (Philander Smith, 2003) / 1st
 Video Coordinator:
 Sean Dwyer (Michigan St., 2009) / 1st
 Head Athletic Trainer: Dave England
 Dir. of S-A Academic Support: Felecia Saine
 Office Manager: Terry Mercer
 Basketball Office Phone: 479-575-6389
 Basketball Office Fax: 479-575-6525

Media Relations

Associate MRD/Basketball: Phil Pierce
 Pierce's E-mail: ppierce@uark.edu
 Office Phone: 479-575-7430
 Office Fax: 479-575-7481
 Home Phone: 479-973-4262
 Office Address: Media Relations
 University of Arkansas
 131 Barnhill Arena
 Fayetteville, AR 72701
 Web Site: www.ArkansasRazorbacks.com
 Bud Walton Arena Press Row: 479-575-6622
 Arkansas Ticket Office: 479-575-5151;
 800-982-HOGS (4647)

2009-10 Review

Record: 14-18
 SEC Record (Finish): 7-9 (3rd, West)
 SEC Tournament Record: 0-1
 NCAA Tournament: N/A
 Final Associated Press Ranking: N/A
 Final ESPN/USA Today Ranking: N/A
 Highest Ranking During Year: N/A

2010-11 Preview

Starters Returning: three (most starts)
 Sr. G Rotnei Clarke, 6-0, 184
 Sr. G Marcus Britt, 6-3, 198
 So. F Marshawn Powell, 6-7, 220
 Starters Lost: two
 Sr. F Michael Washington, 6-9, 239
 Jr. G Courtney Fortson, 5-11, 180
 Other Returning Lettermen: five, eight overall
 Sr. G/F Jemal Farmer, 6-5, 213
 So. G Julysse Nobles, 6-1, 170
 So. F Glenn Bryant, 6-7, 190
 Sr. F Delvon Johnson, 6-9, 220
 Jr. F Michael Sanchez, 6-8, 236
 Other Lettermen Lost: two, four overall
 Sr. G Stefan Welsh, 6-3, 185
 Sr. G Stephen Cox, 6-3, 201
 Other Returnees: two
 Jr. G Nick Mason, 5-10, 160
 Jr. G Jeff Peterson, 6-0, 192
 Newcomers: four
 Fr. G Kikko Haydar, 5-10, 170
 Fr. G Rickey Scott, 6-3, 195
 Fr. G Mardracus Wade, 6-2, 170
 Jr. F Marvell Waithe, 6-9, 216

All-Time Records

Overall: 1,501-838 (.642), 87 years
 Overall Conference: 744-476 (.610), 87 years
 Overall Conference Championships: 24
 (2 SEC, 22 Southwest Conference)
 Southeastern Conference Record: 158-146
 (.520), 19 years
 SEC Overall Championships: 2
 (1992, 1994)
 SEC Divisional Championships: 4
 (1992, 1993, 1994, 1995)
 Southwest Conference: 586-330
 (.640), 68 years
 SWC Championships: 22
 (1926, 1927, 1928, 1929, 1930, 1935, 1936,
 1938, 1941, 1942, 1944, 1949, 1950, 1958, 1977,
 1978, 1979, 1981, 1982, 1989, 1990, 1991)
 Overall Conference Tournament: 43-28 (.605)
 Overall Conference Tournament Championships: .. 7
 (1 SEC, 6 SWC)
 SEC Tournament: 20-18 (.526)
 SEC Tournament Championships: 1 (2000)
 SWC Tournament: 23-10 (.697)
 SWC Tournament Championships: 6
 (1977, 1979, 1982, 1989, 1990, 1991)

NCAA Tournament Bids: 30*
 NCAA Tournament Record: 40-29 (.578)
 National Championships: 1 (1994)
 National Runner-up Finishes: 1 (1995)
 NCAA Final Fours: 6
 (1941, 1945, 1978, 1990, 1994, 1995)
 NCAA Regional Finals (Elite Eight): 6**
 (1978, 1979, 1990, 1991, 1994, 1995)
 NCAA Regional Semifinals (Sweet 16): 10***
 (1978, 1979, 1981, 1983, 1990, 1991, 1993,
 1994, 1995, 1996)

* - Arkansas also received a bid in 1944 but was unable to participate due to a car accident. Total number of NCAA Tournament appearances is 29.
 ** - Beginning in 1975 when each team was required to win at least two games to reach the Elite Eight
 *** - Beginning in 1975 when each team was required to win at least one game to reach the Sweet 16

NIT Appearances: 5
 (2 post-season, 3 pre-season)
 NIT Record: 9-6
 NIT Final Fours: 2
 (1 post-season, 1 pre-season)

All-Time Honors

All-America Selections: 26
 Overall All-Conference (first-team selections): ... 95
 All-SEC (first team): 11
 All-SWC (first team): 84
 All-Conference Tournament Selections: 37
 All-SEC Tournament: 12
 All-SWC Tournament: 25

2010 Home Attendance Average: 13,182
 National Rank: 25th
 (17th straight year in top 25)
 Bud Walton Arena Record (1994-2010): ... 222-59
 (.790)
 Barnhill Arena Record (1958-93): 304-94
 (.764)



RAZORBACKS
 COACHES
 PLAYERS
 09-10 SEASON
 HISTORY
 RECORDS
 MEDIA
 UNIVERSITY



RAZORBACKS



#1

Mardracus Wade
6-2 • Fr. • G
Memphis, Tenn.



#2

Jemal Farmer
6-5 • Sr. • G/F
Chicago, Ill.



#3

Rickey Scott
6-3 • Fr. • G
Irving, Texas



#5

Glenn Bryant
6-7 • So. • F
Detroit, Mich.

COACHES

PLAYERS

09-10 SEASON



#11

Nick Mason
5-10 • Jr. • G
Jonesboro, Ark.



#12

Marcus Britt
6-3 • Sr. • G
Madison, Ark.



#15

Rotnei Clarke
6-0 • Jr. • G
Verdigris, Okla.



#20

Kikko Haydar
5-10 • Fr. • G
Fayetteville, Ark.

HISTORY

RECORDS



#21

Delvon Johnson
6-9 • Sr. • F
Chicago, Ill.



#22

Marvell Waithe
6-9 • Jr. • F
Toronto, Ontario



#23

Julysse Nobles
6-1 • So. • G
Jackson, Miss.



#30

Jeff Peterson
6-0 • Jr. • G
Springfield, Mo.

MEDIA

UNIVERSITY



#31

Michael Sanchez
6-8 • Jr. • F
Springdale, Ark.



#33

Marshawn Powell
6-7 • So. • F
Newport News, Va.



John Pelphey
Head Coach
Fourth Year



Alphabetical

No.	Player	Pos.	Ht.	Wt.	Class-Exp.	Hometown (Previous School)
12	Marcus Britt	G	6-3	198	SR-3L	Madison, Ark. (Forrest City HS)
5	Glenn Bryant	F	6-7	190	SO-1L	Detroit, Mich. (Oak Hill [Mouth of Wilson, Va.] Acad.)
15	Rotnei Clarke	G	6-0	184	JR-2L	Verdigris, Okla. (Verdigris HS)
2	Jemal Farmer	G/F	6-5	213	SR-1L	Chicago, Ill. (Bloom Township HS, Cloud [Concordia, Kan.] CC)
20	Kikko Haydar	G	5-10	165	FR-HS	Fayetteville, Ark. (Fayetteville HS)
21	Delvon Johnson	F	6-9	220	SR-1L	Chicago, Ill. (Western Illinois Univ., Indian Hills [Ottumwa, Iowa] CC)
11	Nick Mason	G	5-10	160	JR-SQ	Jonesboro, Ark. (Jonesboro HS)
23	Julysses Nobles	G	6-1	170	SO-1L	Jackson, Miss. (Callaway HS)
30	Jeff Peterson	G	6-0	192	JR-TR	Springfield, Mo. (DeMatha [Washington, D.C.], Univ. of Iowa)
33	Marshawn Powell	F	6-7	220	SO-1L	Newport News, Va. (The Miller [Charlottesville, Va.] School)
31	Michael Sanchez	F	6-8	236	JR-2L	Springdale, Ark. (Har-Ber HS)
3	Rickey Scott	G	6-3	195	FR-HS	Irving, Texas (MacArthur HS)
1	Mardracus Wade	G	6-2	170	FR-HS	Memphis, Tenn. (Hargrave [Va.] Military)
22	Marvell Waithe	F	6-9	216	JR-TR	Toronto, Canada (Sir Wilfrid Laurier CI, Tallahassee CC)

Numerical

No.	Player	Pos.	Ht.	Wt.	Class-Exp.	Hometown (Previous School)
1	Mardracus Wade	G	6-2	170	FR-HS	Memphis, Tenn. (Hargrave [Va.] Military)
2	Jemal Farmer	G/F	6-5	213	SR-1L	Chicago, Ill. (Bloom Township HS, Cloud [Concordia, Kan.] CC)
3	Rickey Scott	G	6-3	195	FR-HS	Irving, Texas (MacArthur HS)
5	Glenn Bryant	F	6-7	190	SO-1L	Detroit, Mich. (Oak Hill [Mouth of Wilson, Va.] Acad.)
11	Nick Mason	G	5-10	160	JR-SQ	Jonesboro, Ark. (Jonesboro HS)
12	Marcus Britt	G	6-3	198	SR-3L	Madison, Ark. (Forrest City HS)
15	Rotnei Clarke	G	6-0	184	JR-2L	Verdigris, Okla. (Verdigris HS)
20	Kikko Haydar	G	5-10	165	FR-HS	Fayetteville, Ark. (Fayetteville HS)
21	Delvon Johnson	F	6-9	220	SR-1L	Chicago, Ill. (Western Illinois Univ., Indian Hills [Ottumwa, Iowa] CC)
22	Marvell Waithe	F	6-9	216	JR-TR	Toronto, Canada (Sir Wilfrid Laurier CI, Tallahassee CC)
23	Julysses Nobles	G	6-1	170	SO-1L	Jackson, Miss. (Callaway HS)
30	Jeff Peterson	G	6-0	192	JR-TR	Springfield, Mo. (DeMatha [Washington, D.C.], Univ. of Iowa)
31	Michael Sanchez	F	6-8	236	JR-2L	Springdale, Ark. (Har-Ber HS)
33	Marshawn Powell	F	6-7	220	SO-1L	Newport News, Va. (The Miller [Charlottesville, Va.] School)

Coaches and Staff

Head Coach:..... John Pelphrey (Kentucky, 1992)
Assistant Coach:..... Rob Evans (New Mexico St., 1968)
Assistant Coach:..... Tom Ostrom (Minnesota, 1997)
Assistant Coach:..... Brett Nelson (Florida, 2004)
Director of Basketball Operations:..... Damon Jones
Director of Student-Athlete Development:..... Scotty Thurman
Video Coordinator:..... Sean Dwyer
Athletic Trainer:..... Dave England

Pronunciation Guide

Julysses Nobles Jew-LISS-iss
Tom Ostrom O-strum
John Pelphrey PELL-free
Rotnei Clarke ROT-knee



RAZORBACKS

COACHES

PLAYERS

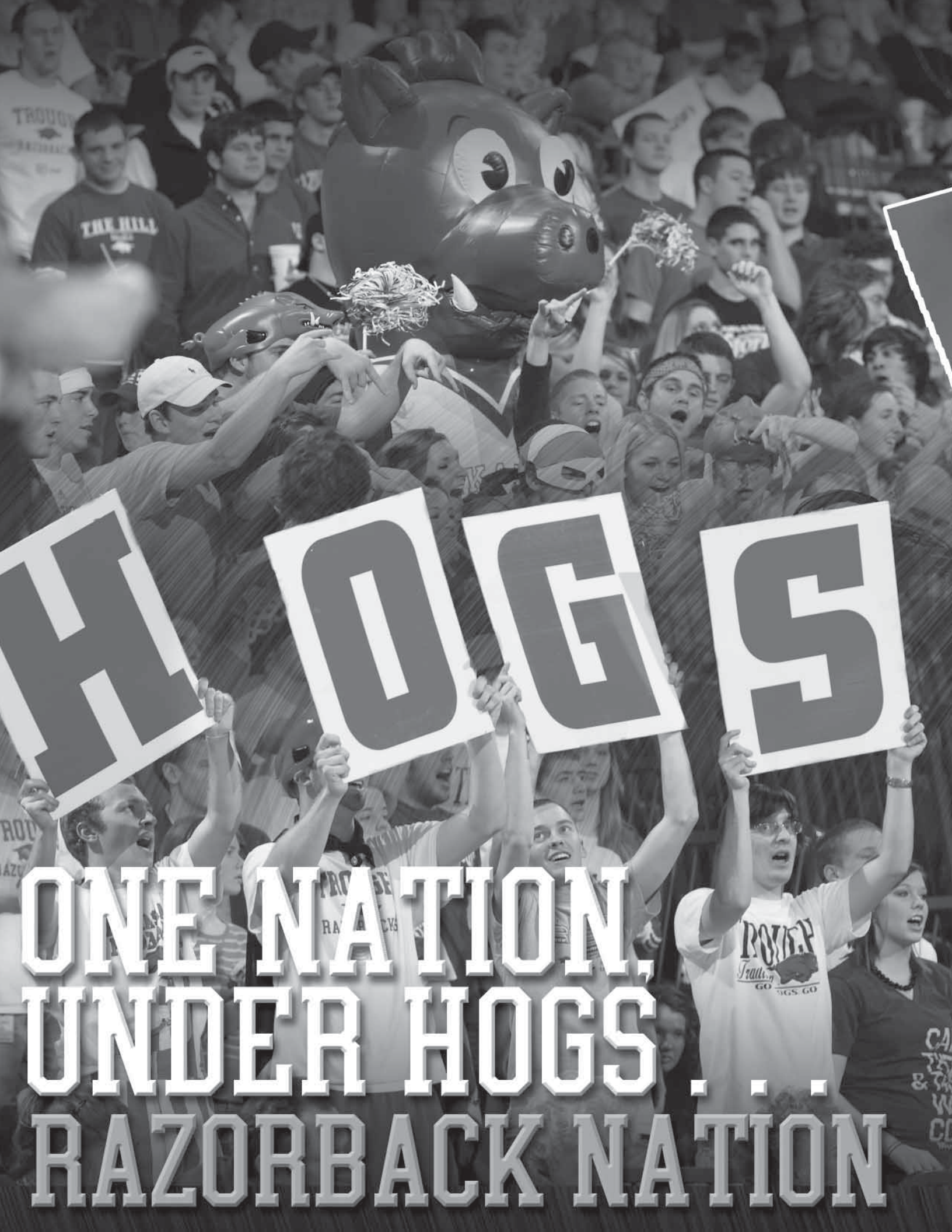
09-10 SEASON

HISTORY

RECORDS

MEDIA

UNIVERSITY



HOGS

**ONE NATION,
UNDER HOGS . . .
RAZORBACK NATION**



*
FAYETTEVILLE

WITHOUT A MAJOR PROFESSIONAL SPORTS FRANCHISE TO CALL ITS OWN, THE STATE OF ARKANSAS HAS BACKED THE RAZORBACKS FOR OVER 100 YEARS. FROM TEXARKANA TO WEST MEMPHIS, BELLA VISTA TO CROSSETT AND EVERYWHERE IN BETWEEN, THE OVER 6 MILLION INHABITANTS OF THE NATURAL STATE HAVE CREATED ONE NATION UNDER HOGS. THE EPICENTER OF THAT NATION...

FAYETTEVILLE.

A cheerleader with blonde hair and black face paint on her cheeks is smiling and looking upwards. She is holding a large, dark sign with the word "RAZORBACK" written in large, bold, white letters. The background is a gymnasium with a basketball hoop and scoreboard visible. The scoreboard shows "ARKANSAS" and the number "47". There are banners hanging from the ceiling, one of which says "1961".

RAZORBACK

STAND UP & CALL
THOSE HOGS . . .
RAZORBACK GAME DAY



RAZORBACKS

DAKTRONICS

3:02

GEORGIA

30

PERIOD 1

Coca-Cola

3:02
35

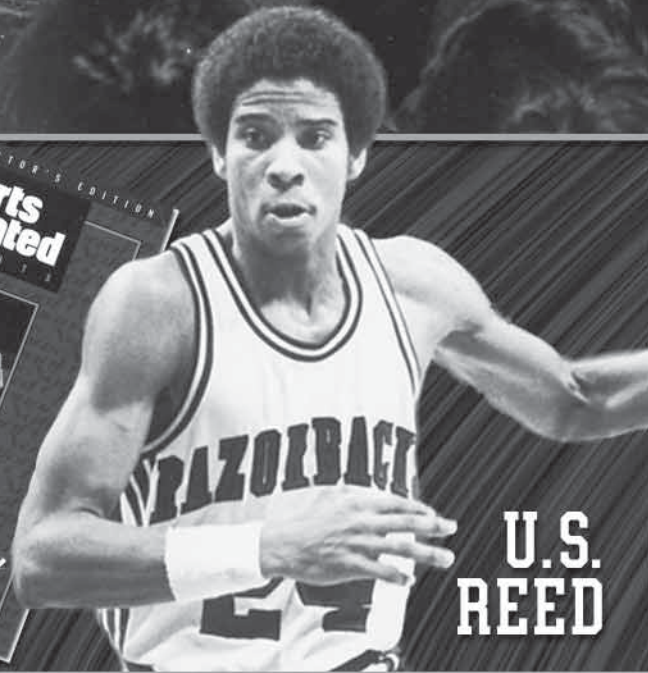




30 TOURNAMENTS
10 SWEET SIXTEENS
6 FINAL FOURS
1 NATIONAL TITLE
TRADITION



BALLENTINE'S SHOT - 1984

Charles Ballentine's baseline jumper gave Arkansas a 65-64 victory over No. 1 North Carolina led by Michael Jordan.




U.S. REED

COACHING CORNER

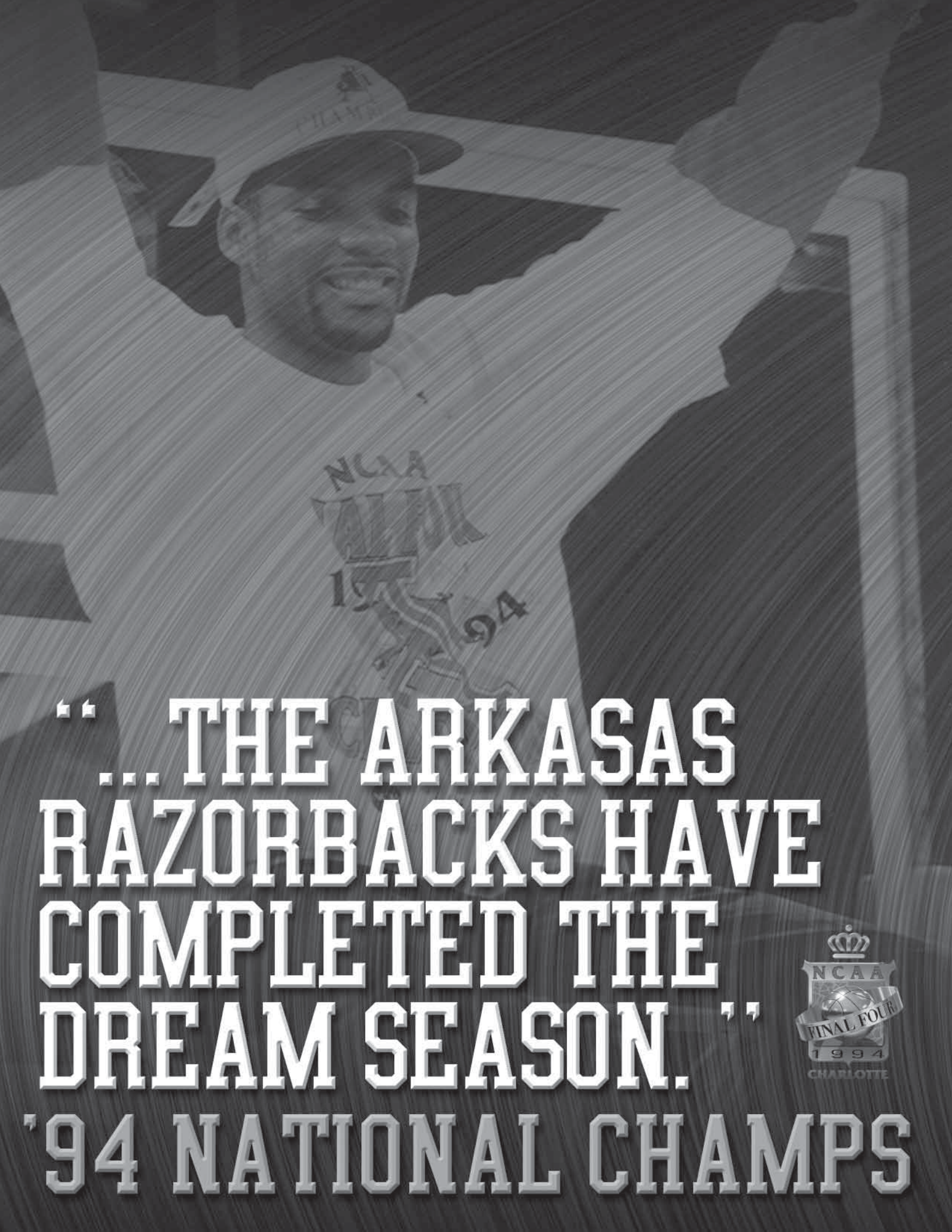
Two NCAA coaching legends, Eddie Sutton and Nolan Richardson have led the Razorbacks over the years. Sutton compiled a 260-75 (.776) record over 11 seasons including, five conference championships, nine NCAA Tournament appearances and one Final Four. Richardson's 389 victories are the most by any Razorback head coach as he manned the sidelines for 17 years and led the Razorbacks to seven conference titles, 13 NCAA Tournaments, three Final Fours and the 1994 National Championship.



EDDIE SUTTON



NOLAN RICHARDSON




“...THE ARKASAS
RAZORBACKS HAVE
COMPLETED THE
DREAM SEASON.”



'94 NATIONAL CHAMPS

THE SHOT

As the shot clock expired and less than two minutes remained, Scotty Thurman buried a three-pointer over Duke's Antonio Lang to secure the 1994 NCAA Championship for the Razorbacks in Seattle, Wash.




THE CELEBRATION



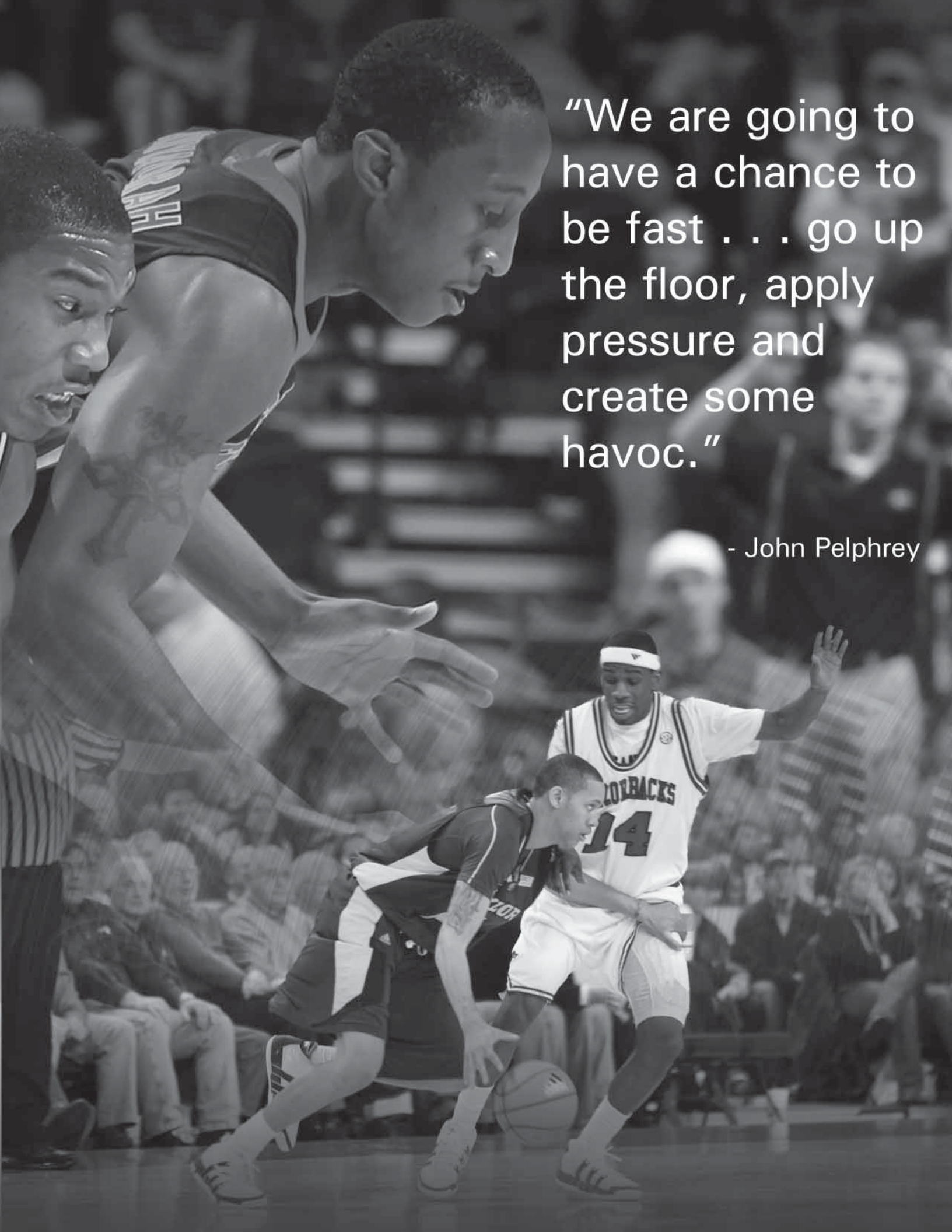
THE REUNION

After 15 years, the 1994 National Champions returned to Bud Walton Arena in February of 2009 for their first group appearance since the end of that "dream season." The reunion included a banquet, autograph session and a Razorback victory on the court.





**FAST-PACED.
ON-THE-BALL-
DEFENSE
PHILOSOPHY**



“We are going to have a chance to be fast . . . go up the floor, apply pressure and create some havoc.”

- John Pelphrey

The Willard and Pat Walker Family Training Center gives the Razorbacks 38,000 square feet of training space. The top floor features an 18,000 square foot weight room with a nutritional area and 13 42-inch flat screen televisions for viewing and adjusting technique. The second floor houses an athletic training room with rehabilitation equipment.



**DO YOU HAVE WHAT
IT TAKES TO BE AN
IRON HOG?
STRENGTH & CONDITIONING**




The first floor inside Walker Pavilion features the 16,000 square foot Camden and Sue Greene Speed Development Center. It includes a three-lane, 70-yard mondo track surface, a two-lane, 60-yard sand pit and a 2,500 square foot AstroPlay agility area





EXTENDING A HELPING HAND IN THE COMMUNITY

The Razorbacks emphasize assisting the community and over the past year participated in more than a dozen events as individuals and as a team including Razorback Relief: Operation Haiti (left), a visit to the Veterans Hospital on Valentines Day (top) and a stop at the Fayetteville Boys and Girls Club to distribute donated backpacks (bottom).



OVER THE LAST 25 YEARS

- ◆ 16 NCAA Tournament Bids
- ◆ 15 20-win seasons
- ◆ 523 victories
- ◆ .646 winning percentage
- ◆ 17 consecutive years ranked among the top 25 in the nation in average attendance

OVERALL

- ◆ Six Final Four appearances
- ◆ 10 Sweet 16 appearances
- ◆ 30 NCAA Tournament bids
- ◆ 40 NCAA Tournament victories

ARKANSAS BASKETBALL



PLAYER DEVELOPMENT


PLAYER	2009	2010
<i>Rotnei Clarke</i>	<i>39% 3-pt</i>	<i>42.7% 3-pt, No. 9 in NCAA</i>
<i>Marcus Britt</i>	<i>3.7 ppg, 1.8 rpg</i>	<i>3.9 ppg, 2.7 rpg</i>
<i>Marshawn Powell</i>	-	<i>50% FG, 14.9 ppg, 6.7 rpg</i>
<i>Courtney Fortson</i>	<i>5.9 apg, 14.8 ppg</i>	<i>5.7 apg (led SEC), 17.9 ppg</i>



**BIGGER
FASTER
STRONGER
DEVELOPMENT**



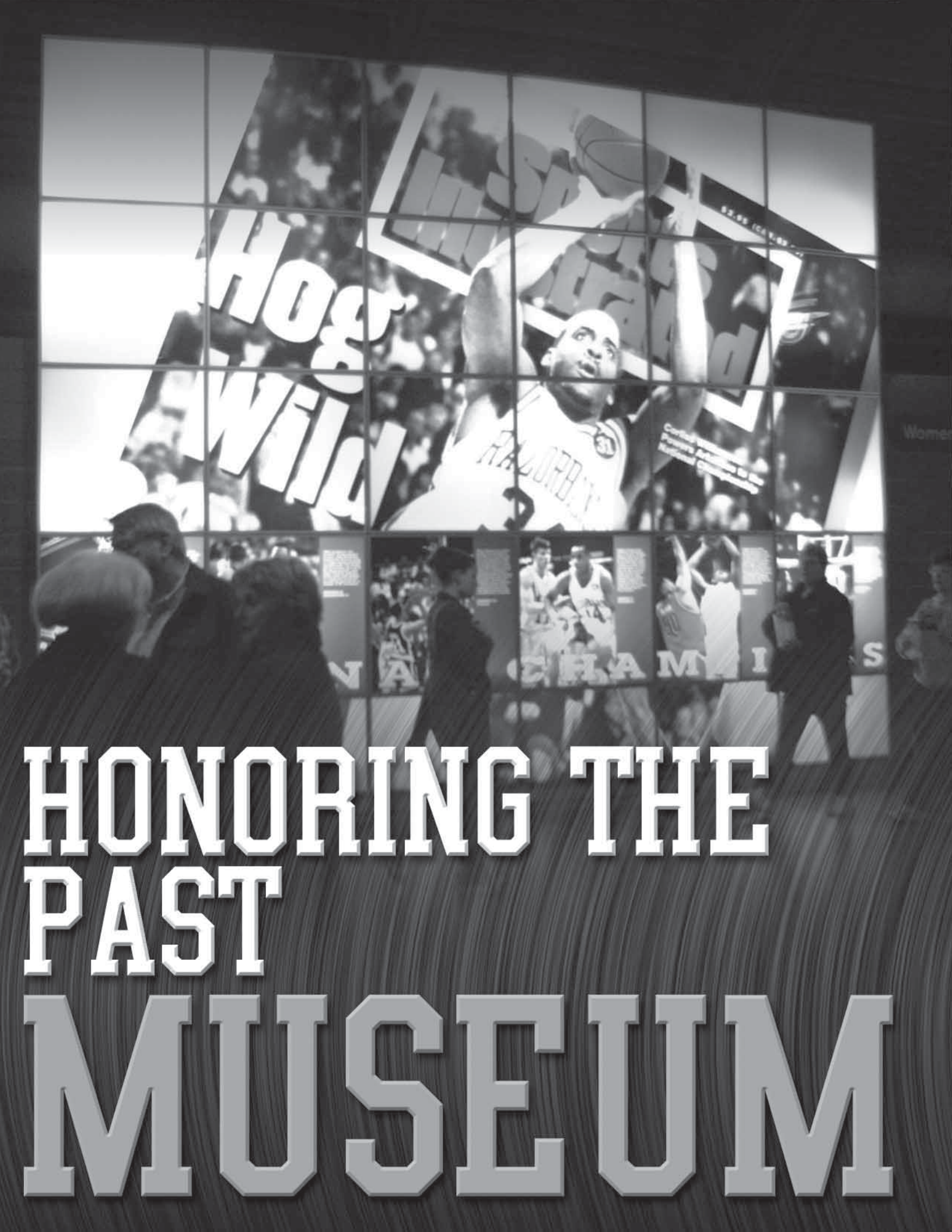
A PLACE TO CALL HOME FACILITIES



LOCKER ROOM



TEAM THEATRE



HONORING THE PAST MUSEUM



Bud Walton Arena not only serves the Razorbacks as a competition facility, it is also the home of Arkansas' basketball museum.

JOE JOHNSON | ATLANTA HAWKS



**TAKING IT TO THE
NEXT LEVEL
HOGS IN THE NBA**



**RONNIE
BREWER**



**JANERO
PARGO**




**CORLISS
WILLIAMSON**



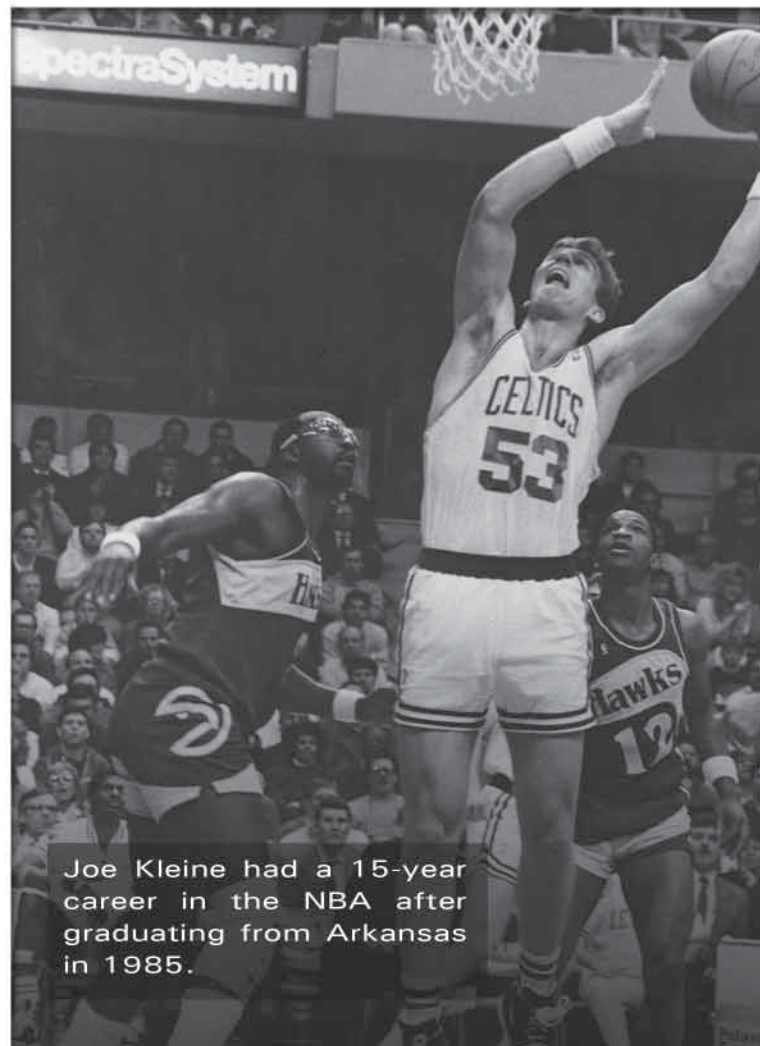
**PATRICK
BEVERLEY**



**SONNY
WEEMS**



Darrell Walker spent ten years in the NBA after being drafted 12th overall in the 1983 NBA draft, and is currently an assistant coach with the Detroit Pistons.



Joe Kleine had a 15-year career in the NBA after graduating from Arkansas in 1985.



SHOOTING STAR



Arkansas' Rotnei Clarke may not look like he would be lucky to have his perimeter touch, Jeff Goodman says. [Full Story...](#)

- Goodman: Top shooters in 2009-10
- Herwitz: Top impact freshmen in '09-'10
- Goodman: Top transfers in 2009-10
- '09-'10 college hoops preseason guide

MY FOX SPORTS

Sign-in to your account
or Register for FREE!

Foxsports.com members can:

- Manage their fantasy teams
- Create their own sports home page
- Follow their favorite teams and players
- Meet other fans of their favorite teams
- Create their own sports blog
- And More...all for free

THE LATEST ON



Sports » Men's College Basketball

Arkansas holds off No. 7 Texas late for another top 10 upset

Updated 4d 18h ago | Comments 12 | Recommend



FAYETTEVILLE, Ark. (AP)— Texas coach Rick Barnes can think of one way to improve the Big 12.

Just add Arkansas.

Michael Washington scored 22 points, including a driving dunk in the final minute, and the Razorbacks beat the seventh-ranked Arkansas 67-61 Tuesday night. Arkansas is the only team in the top 10 teams from the Big 12 that has been knocked off then-No. 1.

Arkansas' P... on the big upset... 67, Texas 61... this school should be... Barnes said aft... It would be be... But it would t... "I can't answer w... "out."



College Basketball

500 RANKED RECRUITS

120+ PAGES OF TEAM PREVIEWS



STANDING IN THE NATIONAL SPOTLIGHT MEDIA ATTENTION



PHOTOS: Dan Hale, Michael Woods, Jason Ivester, Arkansas Democrat-Gazette file photo

THE MANY FACES OF JOHN PELPHREY

Arkansas coach displays emotions for all to see

BY BOB HOLT
ARKANSAS DEMOCRAT-GAZETTE

FAYETTEVILLE — Arkansas basketball fans might be surprised to know that Coach John Pelphrey is a picture of serenity in the locker room before games.

"But then, when he hits the floor, he becomes a tiger," Arkansas assistant Rob Evans said. "He wants to fight everybody, whether it's the officials or a player it's the like he should. ... He's not afraid to get in anybody's face. He's not afraid to tell anybody what he thinks, and that includes all of us [on the coaching staff]."

"He will tell us all if we expect these guys to overachieve, then we've got to overachieve, too, including himself." The Razorbacks (16-5, 5-2 SEC) have become accustomed to Pelphrey's intensity during

his first season at Arkansas, such as when he grabs his head and appears to be squeezing so hard that his brain might shoot into the air like a bagel popping out of a toaster.

"It's like he's on the court playing, too," sophomore guard Stefan Welsh said. "He has so much fire and passion, and we feed off of that."

"He gets us going. When he's excited, we're excited," senior forward Sonny Weems said Pelphrey is "a crazy man"

"He's always in your face hollering, but that's OK," Weems said. "He's a coach, and he's supposed to do that."

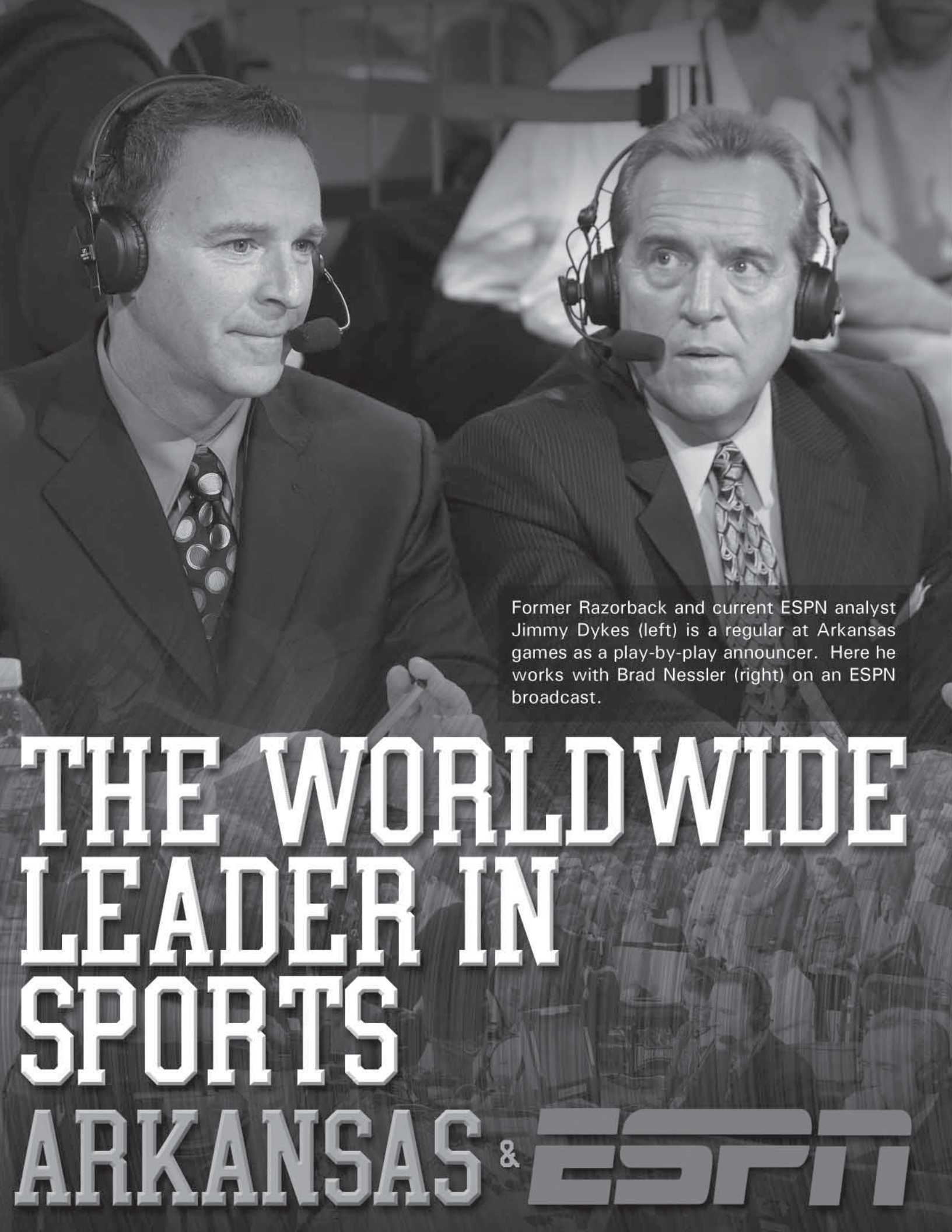
Pelphrey, 39, noted that he was emotional as a player at Kentucky, where he was a three-year starter.

"I think a lot of that [emotion] See PELPHREY, Page 4C



share:
Buzz
Facebook
this?
4 Oklahoma
in the Big 12.
er the game. "It
nter for them. Why
e great, because
st Conference rivals
down with the 6-foot-9
the key. He was able
suddenly had a clear
unked with 22.5
put Arkansas (12-1)
ght shots at the other end,
ay layup to finish the
ington | Texas | Oklahoma |
ference | Longhorns | Razorbacks |
e | Rick Barnes | Eddie Sutton |
Conference | Hogs | John
arcus Monk | Stefan Welsh
tell you we're better than Texas,
ansas coach John
ieve that we can win the
n't have to be better than them to win the
scores from last season, but the
of the NCAA's first press
one of this season's first
y've won national titles for the first
after
ks for Arkansas. Damon Jones last year

From national magazine covers to newspapers to television, the Razorbacks receive national and local attention throughout the year.



Former Razorback and current ESPN analyst Jimmy Dykes (left) is a regular at Arkansas games as a play-by-play announcer. Here he works with Brad Nessler (right) on an ESPN broadcast.

THE WORLDWIDE LEADER IN SPORTS ARKANSAS & ESPN



- ◆ The SEC and ESPN are in the middle of a 15-year television rights deal worth more than \$2 billion that guarantees that an ESPN rightsholder will offer every SEC intra-conference game as well as other key matchups.
- ◆ The ESPN footprint covers 37 million homes across the United States and doubled the household coverage of the SEC in its first year.
- ◆ The ESPN contract also includes a weekly one-hour preview show for men's and women's basketball and two one-hour shows featuring academic achievement.
- ◆ A minimum of 30 SEC games are broadcast on ESPN and ESPN2 each season with even more on ABC including the SEC Tournament.
- ◆ The Southeastern Conference is the only collegiate conference or professional league that has its own ESPN logo.



**FOOD, FANS, FUN
ON MONDAY
NIGHTS
JOHN PELPHREY LIVE**



The 2009-10 season marked the first year for John Pelphrey Live, a live radio show broadcast to the Razorback Sports Radio Network. The weekly program runs for one hour and includes interviews with coaches and players, questions from the audience, games, prizes and more. The show was so successful in its inaugural season that the 2010-11 schedule is already planned.





ARKANSAS
1

50
DRI-FIT
PERFORMANCE FABRIC
WICKS AWAY SWEAT
FOR COOL, DRY FEEL

DRI-FIT

ARKANSAS

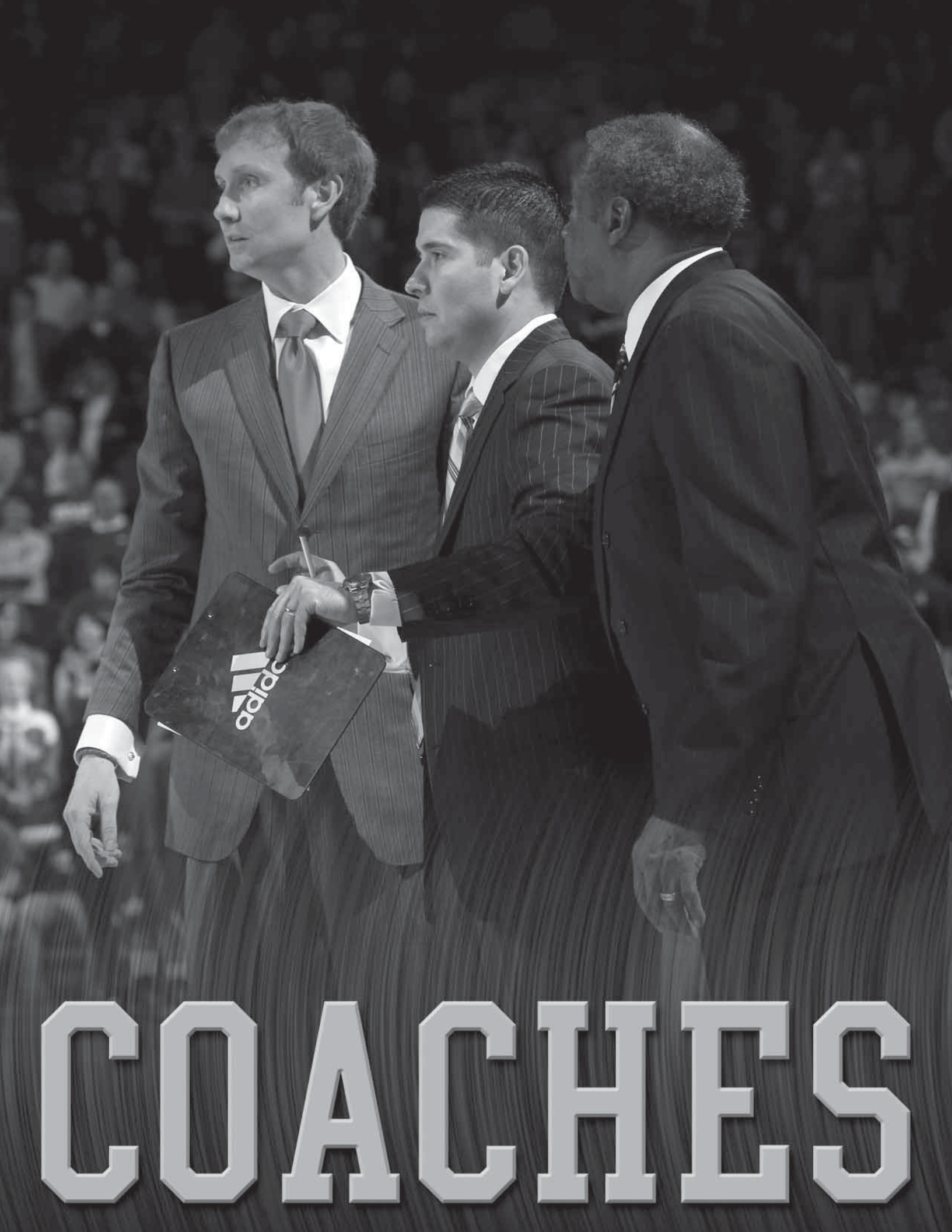
DRESS LIKE A
CHAMPION
NIKE PARTNERSHIP



In November of 2009, the University announced a five-year agreement between the Razorbacks and NIKE, Inc., effective July 1, 2010. The deal made the world's leading designer, marketer and distributor of authentic athletic footwear and apparel the exclusive provider for Razorback Athletics.



CALLING ALL HOGS SPIRIT SQUADS



COACHES



RAZORBACKS

COACHES

PLAYERS

09 - 10 SEASON

HISTORY

RECORDS

MEDIA

UNIVERSITY

Entering his fourth season with the Arkansas basketball program, John Pelphrey's squad made significant improvements last season and should be even better in 2010-11. Returning 11 players from a team that finished third in the Southeastern Conference's Western Division and adding three others with athleticism to the mix should make this season's Razorback men's basketball team fun to watch as it hounds teams on both ends of the floor.

Beginning his ninth season as a head coach in 2010-11, Pelphrey was hired at Arkansas on April 9, 2007 and made an immediate impact as he inherited a veteran club and set a school record for wins by a first-year head coach with 23. That team also allowed Pelphrey to become the first first-year coach in Arkansas history to lead the Razorbacks to the post season as he guided the Hogs to the second round of the NCAA Tournament.

Pelphrey's inaugural team at Arkansas finished 23-12, second in the SEC West, advanced to the SEC Tournament finals and won a game in the NCAA Tournament. The win against No. 24 Indiana in the big dance was Arkansas' first since 1999 and Pelphrey's squad ranked as high as No. 18 in the national polls during the season, going 6-2 against ranked opponents.

Arkansas' 2008 team's 23 wins surpassed the 19-7 mark of Eugene Lambert in 1943 for the most by a first-year head coach and were the most wins by a Razorback club since 1999. Improved offense and rebounding were the teams' calling card as it averaged 74.1 points, shot 46.8 percent from the field, a 13-year high, grabbed more than 1,200 rebounds and limited opponents to just 32.2 rebounds per game.

Losing six seniors and its top seven players in 2009 hurt the Razorbacks as it began the rebuilding process. Pelphrey and his staff brought in talented players to fill the void, but experience was a factor, especially late in games leading to a 14-16 overall record. With seven newcomers, Arkansas overachieved during the non-conference season as it picked up wins over No. 4 Oklahoma, 96-88, and No. 7 Texas, 67-61, in late December.

The Arkansas rebuilding project continued in 2010 and after getting picked to finish fifth in the SEC West by the league's coaches, the Razorbacks stunned many by leading the division with just two weeks to play. The Razorbacks finished third in the West, but showed signs of brilliance in their seven-win conference season, which included a win over No. 18 Ole Miss on the road, a 15-point come-from-behind victory on the road at Georgia and a 35-point victory over LSU at home.

Even though Pelphrey is only beginning his fourth year at Arkansas, his ties to the Razorback basketball program run much deeper. He is a former standout at Kentucky and played for legendary Arkansas coach Eddie Sutton as well as Rick Pitino between 1988-92. After a brief professional career overseas, Pelphrey went into the coaching ranks, learning from some of the best in the nation like Sutton and current Florida skipper Billy Donovan.

Prior to taking over the program at Arkansas, Pelphrey spent five seasons at the Univ. of South Alabama where he led the Jaguars to a pair of postseason tournaments and won both a regular season and Sun Belt Tournament title.

After three decent seasons at South Alabama, Pelphrey guided his 2006 team to the biggest turnaround in the nation. That Jaguar team won the Sun Belt Conference's West Division title, the conference tournament championship and earned a spot in the NCAA Tournament. Losing to eventual national champion, Florida, in the 2006 NCAA Tournament, Pelphrey earned Sun Belt Conference Coach of the Year honors while his squad led the Sun Belt conference in scoring margin and three-point defense and was second in steals and scoring defense. That team also improved its scoring by more than 11 points per game from the year before and finished the year with an impressive 24-7 record.

Losing its top three scorers from the previous year, South Alabama was poised to rebuild in 2007, but through solid recruiting, Pelphrey reloaded and led the Jaguars to another 20-win season, a 20-12 overall record, the Sun Belt Conference overall championship and a trip to the National Invitational Tournament (NIT).

Pelphrey's final team at South Alabama would lose to Syracuse in the first round of the NIT, but led the Sun Belt conference in turnover margin, assist-to-turnover ratio and three-point defense. The Jaguars were also deadly from long range as they hit more than eight three-point baskets per game.



John Pelphrey's Razorbacks have eight wins over teams ranked in the nation's top 25 in the last three years.

"John was the brightest player I've ever coached and the best leader. He not only was the hardest worker, but he got everybody else working harder and playing better. I knew he was going to be a coach. It was easy to see. Then he went with Billy Donovan and was able to learn the recruiting game, and there's no one better to learn it from than Billy."

• Rick Pitino, Louisville and former Kentucky head coach



The Paintsville, Ky., native was an assistant coach for nine seasons before his first head coaching stint. He spent six seasons at Florida with Donovan from 1997-2002, spent two additional years with Donovan at Marshall in 1995-96 and one year with his former coach Sutton at Oklahoma State in 1994.

In six years at Florida, the Gators went 124-65 with a then school-record four straight NCAA Tournament bids after one trip to the NIT. Florida reached the national championship game in 2000 and the Sweet 16 in 1999.

As an assistant under Donovan at Marshall, the Thundering Herd went 18-9 in 1995 and 17-11 in '96 after going 9-18 the year before they arrived.

Under Sutton at OSU in 1994, the Cowboys were 24-10 and reached the second round of the NCAA Tournament.

Pelphrey began his coaching career following one season playing professionally in France and Spain.

He played two years under Sutton and three under Pitino at Kentucky. After redshirting in 1988, he lettered from 1989-92 and was a team captain in 1991 and '92. He averaged 1.7 points as a freshman under Sutton.

In Pitino's first year in 1990, with Donovan as an assistant, Pelphrey improved to 13.0 points as a sophomore. As a junior in '91, he averaged a team-high tying 14.4 points on a 22-6 squad, earning honorable mention All-America and first-team All-SEC honors.

In 1992, Pelphrey was second on the team with 12.5 points, helping the Wildcats go 29-7, win the SEC Tournament and end the year ranked No. 6 in the nation. Kentucky advanced to the Elite Eight in the NCAA Tournament, falling to Duke, 104-103, in overtime, in what is often regarded as one of the best college basketball games in history. Duke won on Christian Laettner's buzzer-beating jumper. Pelphrey was one of four seniors on that squad known to Kentucky fans as "The Unforgettables."

Inducted into the Kentucky Hall of Fame in 2005 and named the Wildcats' Student-Athlete of the Year in 1989, his jersey number (No. 34) was retired in 1992. During his Kentucky career, he started 90 of 114 games and finished with a career scoring average of 11.0 points.

The son of two teachers, he served on Kentucky's Student-Athlete Advisory Committee from 1990-92 and was named to the SEC Academic Honor Roll in 1990. He graduated from Kentucky in 1992.

Named Mr. Basketball in the state of Kentucky as a senior at Paintsville High School in 1987, he scored 2,477 points and grabbed 1,316 rebounds for his career.

Pelphrey is married to the former Tracy Lyon and they have a son, Jaxson Hamilton (14) and a daughter, Grace Donovan (11).



The Pelphrey Family (left to right): John, Grace, Jaxson and Tracy

JOHN PELPHREY QUICK FACTS

Born: July 18, 1968

Family: wife – Tracy (Lyon); son – Jaxson Hamilton (1-7-97); daughter – Grace Donovan (12-9-99)

Named Head Coach at Arkansas: April 9, 2007

Years of Division I Collegiate Head Coaching Experience: 8

Head Coaching Record:

- 131-113 (.537), eight years, 2003-10
- 51-46 (.523) in three years at Arkansas, 2008-10
- 80-67 (.544) in five years at South Alabama, 2003-07

Coaching Honors

- Arkansas – 2008 – School record for wins by a first-year head coach (23); first first-year coach in school history to earn a post-season tournament bid (NCAA)
- South Alabama – 2006 Sun Belt Conference Coach of the Year

Coaching History:

- 2008-Present – Arkansas, head coach
- 2003-07 – South Alabama, head coach
- 1997-2002 – Florida, assistant coach
- 1995-96 – Marshall, assistant coach
- 1994 – Oklahoma State, assistant coach

Season Records and Post-Season Experience as a Collegiate Coach:

Arkansas (Head Coach)

- 2010 (14-18)
- 2009 (14-16)
- 2008 (23-12, SEC Tournament finals) – NCAA Tournament second round

South Alabama (Head Coach)

- 2007 (20-12, Sun Belt overall regular season champion) – NIT first round
- 2006 (24-7, Sun Belt West Division & tournament champion) – NCAA first round
- 2005 (10-18)
- 2004 (12-16)
- 2003 (14-14)

Florida (Assistant Coach)

- 2002 (22-9, SEC Eastern Division co-champion) – NCAA first round
- 2001 (24-7, SEC regular season co-champion) – NCAA second round
- 2000 (29-8, SEC regular season co-champion) – NCAA Runner-up
- 1999 (22-9) – NCAA Tournament Sweet 16
- 1998 (14-15) – NIT first round
- 1997 (13-17)

Marshall (Assistant Coach)

- 1996 (17-11)
- 1995 (18-9)

Oklahoma State (Assistant Coach)

- 1994 (24-10) – NCAA Tournament second round

Player History:

- 1993 Played professionally in France and Spain
- 1988-92 Kentucky, four-year letterman
- 1984-87 Paintsville (Ky.) High School

Player Notes:

Kentucky – Inducted into the Kentucky Hall of Fame in 2005; jersey number (No. 34) retired in 1992; 1991 honorable mention All-American, first-team All-SEC by league coaches, second-team All-SEC by AP, team MVP; two-year team captain (1991 and 1992); 1990 UK Best Playmaker and Mr. Deflection team awards; 1989 Kentucky Student Athlete of the Year; started 90 of 114 career games; career scoring average of 11.0

Paintsville High School – 1987 Mr. Basketball in the state of Kentucky; finished prep career with 2,477 points and 1,316 rebounds; also a baseball pitcher and shortstop

Education:

- 1992 – Kentucky
- 1987 – Paintsville (Ky.) High School



JOHN PELPHREY AGAINST ALL OPPONENTS

	Record	Home/Away/Neutral	Last Meeting (W or L)
Alabama	3-3	3-0/0-3/0-0	2010 L
Alabama-Birmingham	0-3	0-2/0-1/0-0	2005 L
Alabama St.	3-2	3-0/0-2/0-0	2010 W
Alcorn St.	1-0	1-0/0-0/0-0	2010 W
Appalachian St.	1-1	1-0/0-0/0-1	2010 W
Arkansas-Little Rock	4-2	2-1/1-1/1-0	2007 W
Arkansas-Monticello	1-0	1-0/0-0/0-0	2005 W
Arkansas St.	3-3	2-1/1-2/0-0	2007 W
Auburn	3-4	2-1/1-3/0-0	2010 L
Auburn-Montgomery	1-0	1-0/0-0/0-0	2005 W
Austin Peay	1-0	1-0/0-0/0-0	2009 W
Baylor	1-1	0-1/0-0/1-0	2010 L
Birmingham Southern	1-0	1-0/0-0/0-0	2003 W
Bowling Green	0-1	0-0/0-1/0-0	2007 L
California-Davis	1-0	1-0/0-0/0-0	2009 W
California-Irvine	1-0	0-0/0-0/1-0	2007 W
College of Charleston	1-0	0-0/0-0/1-0	2008 W
Delaware St.	2-0	2-0/0-0/0-0	2010 W
Denver	5-5	3-1/1-4/1-0	2007 W
East Tennessee St.	0-1	0-1/0-0/0-0	2010 L
Florida	1-4	1-1/0-1/0-2	2010 W
Florida A&M	1-0	1-0/0-0/0-0	2009 W
Florida Atlantic	1-1	1-0/0-1/0-0	2007 L
Florida International	3-4	1-2/2-1/0-1	2007 L
Florida St.	0-1	0-0/0-1/0-0	2005 L
Fresno St.	0-1	0-0/0-1/0-0	2007 L
Georgia	2-5	1-0/1-3/0-2	2010 L
Georgia St.	1-1	1-0/0-1/0-0	2003 L
Houston	2-0	1-0/1-0/0-0	2007 W
Indiana	1-0	0-0/0-0/1-0	2008 W
Jackson St.	1-1	1-0/0-1/0-0	2004 W
Kentucky	0-3	0-1/0-2/0-0	2010 L
Louisiana-Lafayette	4-6	1-3/3-2/0-1	2007 W
Louisiana-Monroe	4-0	3-0/1-0/0-0	2008 W
Louisville	0-2	0-0/0-1/0-1	2010 L
Loyola Marymount	1-1	0-1/1-0/0-0	2006 W
LSU	3-4	2-1/1-3/0-0	2010 L
Marist	1-0	1-0/0-0/0-0	2003 W
Middle Tennessee	4-4	1-2/3-0/0-2	2007 L
Mississippi (Ole Miss)	2-5	1-3/1-2/0-0	2010 W
Mississippi St.	2-8	2-2/0-6/0-0	2010 W
Mississippi Valley St.	1-0	1-0/0-0/0-0	2010 W
Missouri	1-0	1-0/0-0/0-0	2008 W
Missouri St.	2-1	2-0/0-1/0-0	2010 W
Morehead St.	1-0	1-0/0-0/0-0	2007 W
Morgan St.	0-1	0-1/0-0/0-0	2010 L
New Mexico St.	3-3	1-2/2-1/0-0	2005 W
New Orleans	5-4	3-1/2-3/0-0	2007 W
North Georgia	1-0	1-0/0-0/0-0	2003 W
North Carolina	0-1	0-0/0-0/0-1	2008 L
North Carolina Central	1-0	1-0/0-0/0-0	2009 W
North Texas	9-1	6-0/3-1/0-0	2009 W
Northwestern St.	2-0	2-0/0-0/0-0	2009 W
Oklahoma	1-2	1-0/0-2/0-0	2010 L
Old Dominion	1-1	1-0/0-1/0-0	2005 L
Oral Roberts	1-0	1-0/0-0/0-0	2008 W
Providence	0-1	0-0/0-0/0-1	2008 L
Purdue	0-1	0-0/0-1/0-0	2006 L
Reinhardt College	1-0	1-0/0-0/0-0	2005 W
Samford	4-0	4-0/0-0/0-0	2007 W
South Alabama	1-1	0-1/1-0/0-0	2010 L
South Carolina	1-2	1-1/0-1/0-0	2010 W
South Florida	0-1	0-0/0-1/0-0	2004 L
Southeastern La.	1-0	1-0/0-0/0-0	2009 W
Southern Miss	1-2	0-1/1-1/0-0	2006 W
Southern University	1-0	0-0/0-0/1-0	2003 W
Spring Hill College	2-0	2-0/0-0/0-0	2006 W
Stephen F. Austin	2-0	2-0/0-0/0-0	2010 W
Syracuse	0-1	0-0/0-1/0-0	2007 L
Tennessee	1-4	0-1/0-3/1-0	2010 L
Texas	1-1	1-1/0-0/0-0	2010 L
Texas-Arlington	1-0	0-0/0-0/1-0	2004 W
Texas-San Antonio	1-0	1-0/0-0/0-0	2008 W
Texas College	1-0	1-0/0-0/0-0	2007 W
Texas Southern	1-0	1-0/0-0/0-0	2009 W
Troy	3-1	1-1/2-0/0-0	2007 L
Vanderbilt	2-2	1-1/0-1/1-0	2010 L
Virginia Commonwealth	1-0	0-0/0-0/1-0	2008 W
West Alabama	1-0	1-0/0-0/0-0	2004 W
West Florida	1-0	1-0/0-0/0-0	2007 W

	Record	Home/Away/Neutral	Last Meeting (W or L)
Western Kentucky	3-4	2-1/0-3/1-0	2007 W
Western Michigan	1-1	1-0/0-1/0-0	2006 W
William Carey	1-0	1-0/0-0/0-0	2003 W
Winston-Salem St.	1-0	0-0/0-0/1-0	2007 W
Wofford	1-0	1-0/0-0/0-0	2008 W



Pelphrey's teams are 32-7 when scoring 80 or more points in a game.

"John is a man of vision, an architect and someone who understands the process of building a program from the ground up. He connects well with people on every level. He is a man of great values, a great teacher, a great role model for the student-athletes he mentors and has been a success everywhere he has been because of these qualities."

• **Jeremy Foley**, Florida athletic director



"He was absolutely like a big brother to me. That's what he's going to be like for that program. His greatest asset is his leadership. When we were at Kentucky, he was the leader of the team. Sure, he was one of a few captains, but everyone knew who the real captain was."

- Travis Ford, Oklahoma State head coach and former teammate at Kentucky



John Pelphrey is 29th on Kentucky's all-time scoring list with 1,257 points.

JOHN PELPHREY'S RECORD

Overall: 131-113 (.537)	In Overtime Games: 8-6
Home:..... 88-36	at Arkansas:..... 4-2
Away: 30-65	Home:..... 7-2, 4-1 at UA
Neutral: 14-11	Away: 1-3, 0-1 at UA
At Arkansas: 51-46 (.523)	Neutral: 0-1
Home:..... 39-16	Conference Games: ... 62-64
Away: 5-23	at Arkansas:..... 18-30
Neutral: 7-7	Home:..38-25, 14-10 at UA
At South Alabama: ..80-67 (.544)	Away: ..24-39, 4-20 at UA
Home:..... 49-20	Conference Tournaments: ..5-7
Away: 24-42	at Arkansas:..... 2-3
Neutral: 7-5	NCAA Tournaments: 1-2
In Season-Openers: 6-2	at Arkansas:..... 1-1
at Arkansas:..... 3-0	Scoring Below 50 Points: ..0-7
Home:..... 4-0, 3-0 at UA	Home:..... 0-2
Away: 0-2	Away: 0-5
Neutral: 2-0	Neutral: 0-0
In Home Openers: 8-0	Scoring 50-59 Points: .. 7-30
at Arkansas:..... 3-0	at Arkansas:..... 0-10
In Road Openers: 2-5	Home:..... 4-8, 0-2 at UA
(road or neutral)	Away: 2-14, 0-5 at UA
In Conference Openers: ..2-6	Neutral: 1-6, 0-3 at UA
at Arkansas:..... 1-2	Scoring 60-69 Points: ..32-39
Home:..... 1-2, 0-1 at UA	at Arkansas:..... 9-16
Away: 1-4, 1-1 at UA	Home:..20-10, 8-6 at UA
In Conference Home Openers:	Away: ... 11-23, 1-7 at UA
4-4	Neutral: 1-4, 0-3 at UA
at Arkansas:..... 2-1	Scoring 70-79 Points: ..39-28
In Conference Road Openers:	at Arkansas:..... 15-12
3-5	Home:..24-10, 10-3 at UA
at Arkansas:..... 1-2	Away: 9-16, 3-8 at UA
Against Ranked Teams: ..10-12	Neutral: 3-1, 2-1 at UA
at Arkansas:..... 9-9	Scoring 80-89 Points: .. 32-7
Home:..... 6-4, 5-4 at UA	at Arkansas:..... 17-4
Away: 1-4, 1-3 at UA	Home:..19-3, 10-2 at UA
Neutral: 3-3, 3-2 at UA	Away: 4-4
One-Possession Games: ..15-22	Neutral: 5-0, 4-0 at UA
(three points or less)	Scoring 90-99 Points: .. 18-2
at Arkansas:..... 6-7	at Arkansas:..... 10-2
Home:..... 9-9, 4-5 at UA	Home:..... 14-2, 9-2 at UA
Away: 5-10, 1-2 at UA	Away: 2-0
Neutral: 1-3, 1-0 at UA	Neutral: 2-0, 1-0 at UA
In Games Decided by Five	Scoring 100 or More Points: .. 3-0
Points or Less: 29-31	Home:..... 3-0
at Arkansas:..... 11-13	Away: 0-0
Home:.. 18-14, 8-7 at UA	Neutral: 0-0
Away: 8-14, 2-6 at UA	
Neutral: 3-3, 1-0 at UA	



RAZORBACKS

COACHES

PLAYERS

09-10 SEASON

HISTORY

RECORDS

MEDIA

UNIVERSITY

"This is a dream job for me...I know at the University of Arkansas you can compete for SEC championships and if we can compete in the SEC then we can compete nationally, and these (NCAA Tournament) banners prove that...The greatest thing about this program is that we have the most passionate fans in the country...When I go into that arena, I no longer have to worry about what that sound is when the Razorbacks come in. I now know that I am going to be a part of that when you guys 'Call the Hogs,' and I can not tell you how special that is."

• **John Pelphrey**, Arkansas head coach



"John Pelphrey is a phenomenal coach, and I think people realize and respect that, but he's an even better person. He understands about developing student-athletes as people, not just as players. John sets the highest standards in values and integrity, and instills these values in the young men he teaches. His work ethic and passion have made him a success at every level of basketball, from a player to an assistant to the transition to a head coach."

• **Billy Donovan**, Florida head coach



"He is going to be lethal at Arkansas. Arkansas has some of the greatest fans in college basketball. When you put that running and pressing style back in, it will be a great combination. John will do an unbelievable job bringing premier players into the program. It's a great fit. It fits like a glove."

• **Rick Pitino**, Louisville and former Kentucky head coach





JOHN PELPHREY TIMELINE



- John Pelphrey played two years at Kentucky (1988 [redshirted] and '89) for former Arkansas head coach Eddie Sutton. He also began his coaching career as an assistant on Sutton's staff at Oklahoma State in 1994.

- Pelphrey played his last three years at Kentucky for head coach Rick Pitino. He averaged 13.0 points as a sophomore, 14.4 and was first-team All-SEC and an honorable mention All-American as a junior, and 12.5 points as a senior on a team finishing 29-7, reaching the Elite Eight and earning a No. 6 final ranking.



- After beginning his coaching career under Sutton, Pelphrey was an assistant to Billy Donovan, who was on Pitino's staff at Kentucky, at Marshall (1995 and '96) and Florida (1997-2002). His last four teams at Florida won 22 or more games and earned NCAA Tournament bids with a trip to the national title game in 2000.

- Following nine years as an assistant, Pelphrey was the head coach at South Alabama for five years (2003-07). His 2006 team recorded the biggest turnaround in the nation, improving from 10-18 to 24-7 with a conference divisional title, the Sun Belt Conference Tournament championship and a spot in the NCAA Tournament. His 2007 team, despite losing the top three scorers from 2006, went 20-12, won the Sun Belt regular season title and earned a spot in the NIT.



Pelphrey was named head coach at Arkansas on April 9, 2007.

"It's a wonderful opportunity for John because of the history and tradition of the Arkansas program, and because of the great administrative and fan support. It's a great fit for Arkansas because he's bringing a style of play from his Rick Pitino, Billy Donovan and Eddie Sutton background. His style will not only be successful, but also fun and exciting. He is a tireless worker and a tremendous recruiter.

"His coaching career has progressed on a fast learning curve. He had great opportunities with Billy Donovan and Eddie Sutton, who are two outstanding coaches, and he also played for Rick Pitino. He took a program (USA) that was not in very good shape and really built it back to be a strong program. They won their league, and played in both the NCAA Tournament and the NIT.

"He's a really solid, solid basketball guy. I think he's one of the young superstar coaches out there."


- **C.M. Newton**, former Athletic Director at Kentucky, and head coach at Vanderbilt and Alabama

"I saw his teams play twice, including in the championship game of the Sun Belt (in 2007). Every player on that team laid it on the line for 40 minutes. It was the way he played at Kentucky for five years. I think that's the most important thing I can tell you about him and the way he coaches. Effort and passion are very important parts of what fans in this state want. I know our fans will never leave the arena thinking the other team played harder than their Razorbacks. That's a big, big deal to the people of this state.

"The people of Kentucky love John the same way our fans love Joe (Kleine). There is a reason his jersey is hanging from the rafters at Rupp Arena. He is beloved as few from that program have been. The fact is that there are a lot who played there with more God-given ability, just like Joe here, but he played every possession to the best of his ability, like Joe did. No one played the game harder at Kentucky than John Pelphrey and that's the way he coaches."

- **Jimmy Dykes**, ESPN analyst, Arkansas graduate and former assistant at Kentucky





Rob Evans, a former Southeastern Conference Coach of the Year, is in his fourth season at Arkansas after joining head coach John Pelphrey's staff on April 19, 2007.

Evans was the head coach at Ole Miss from 1993-98 and at Arizona State from 1999-2006. He rebuilt both programs, leading Ole Miss to consecutive SEC Western Division titles and NCAA Tournament bids, and guiding Arizona State to four post-season tournament appearances, including three of his last five years in Tempe.

The Hobbs, N.M., native was a collegiate assistant for 24 years before taking over the Ole Miss program. He was an assistant to Eddie Sutton at Oklahoma State in 1991 and 1992 after spending 15 years as an assistant at Texas Tech (1976-90) and seven under Lou Henson at New Mexico State (1969-75), his alma mater.

In his first year at Arkansas, he helped the Razorbacks finish 23-12. The Hogs reached the finals of the SEC Tournament and advanced to the second round of the NCAA Tournament. The 23 wins were the most since 1999 and the NCAA Tournament victory the first in nine years.

Evans has 41 years of collegiate coaching experience, including 14 years as a head coach. Six of his 14 teams as head coach earned post-season tournament bids with 17 of his teams overall advancing to post-season play.

He helped the Aggies earn four NCAA Tournament bids in seven years with a trip to the Final Four in 1970. While an assistant at NMSU, he also coached the freshman teams to a combined record of 90-15. Eight of his teams at Texas Tech won 17 or more games with three Southwest Conference Tournament titles and three NCAA Tournament bids. In his two seasons at OSU, the Cowboys reached the NCAA Tournament Sweet 16 each year.

At Ole Miss, he took over a program with just one winning season in the previous nine seasons and only one NCAA Tournament bid in its history. After a 10-18 mark his first year, the Rebels were 14-13 in 1994 for their first winning season in seven years. Three years later Ole Miss went 20-9 in 1997 and 22-7 in 1998, winning Western Division titles each year and earning back-to-back NCAA Tournament bids for the first time. The consecutive 20-win seasons were the first for Ole Miss since 1937 and '38.

Evans was named SEC Coach of the Year and CollegeInsider.com National Coach of the Year in 1997. In 1998, the Rebels beat Kentucky in Lexington for the first time since 1927.

At Arizona State, his first club went 14-16 in 1999, but the 19-13 finish in 2000, which included reaching the second round of the NIT, was just the fourth 19-win season for the Sun Devils in 19 years. Over the next two seasons, the Sun Devils fought through injuries to key players but still managed to beat four NCAA Tournament teams and won at UCLA for the first time in 15 years and earned a spot in the NIT.

In 2003, the Sun Devils went 20-12 for their first 20-win season since 1995 and advanced to the second round of the NCAA Tournament with an upset win over Memphis. ASU earned third postseason bid in four years in 2005.

His last club at Arizona State led the Pac-10 in three-point shooting (.378), allowed only 69.9 points a game for ASU's best defensive scoring average since 1991 (69.1) and lost four games by four points or less with another loss in overtime.



As a player, he was the first All-American at Lubbock (Texas) Christian College after averaging 19.8 points in 1966. Named team captain, he was also all-conference and all-region.

At New Mexico State, he captained the 1967 Aggies to a 15-11 record and the 1968 squad to a 23-6 mark. NMSU made the NCAA Tournament both years. The 1967 team lost to Elvin Hayes and Houston while the 1968 squad beat Dick Motta and Weber State before losing to eventual national champion UCLA and Lew Alcindor.

A former baseball star as well, he was drafted out of high school by the Colt 45s, which eventually became the Houston Astros. Following college, he signed as a free agent with the Dallas Chaparrals of the American Basketball Association and with the Oakland Raiders as a receiver.

Evans, who was selected NMSU's most outstanding athlete in 1967 and has been named to the school's all-time basketball team, was inducted into the Aggie Athletic Hall of Fame in 1993. In 1991, he was elected by his peers to be president of the National Association of Assistant Basketball Coaches, was inducted into the Lubbock Christian Hall of Fame in 1990, the Las Cruces, N.M., Hall of Fame in 1989, presented the Texas Tech Outstanding Achievement Award for 1986-87, selected as NMSU's School of Education Alumnus of the Year in 1994 and inducted into the Lea County, N.M. Hall of Fame in 2010.

ROB EVANS QUICK FACTS

Joined the staff: April 19, 2007

Years of Coaching Experience: 15

Coaching Honors:

- 2003 - Sports Illustrated-101 Most Influential Minorities in Sports
- 1999 - USA Basketball-head coach of silver award winning junior world championship team
- 1998 - USA Basketball-assistant coach of gold medal winning junior world championship team
- 1998 - Basketball Times-All-South Coach of the Year
- 1997 - SEC Coach of the year. *Collegeinsider.com* National Coach of the Year.

Season Records and Post Season Experience:

Arkansas (Assistant Coach)

- 2010 (14-18) 2009 (14-16)
- 2008 (23-12) - NCAA second round

Arizona State (Head Coach)

- 2006 (11-17) 2005 (18-14) - NIT first round
- 2004 (20-17) 2003 (20-12) - NCAA second round
- 2002 (14-15) - NIT first round 2001 (13-16)
- 2000 (19-13) - NIT second round 1999 (14-16)

Ole Miss (Head Coach)

- 1998 (22-7) - SEC west champion, NCAA first round
- 1997 (20-9) - SEC west champion, NCAA first round
- 1996 (12-15) 1995 (8-19)
- 1994 (19-13) 1993 (10-18)

Oklahoma State (Assistant Coach)

- 1992 (28-8) - NCAA Sweet 16 1991 (24-8) - NCAA Sweet 16

Texas Tech (Assistant Coach)

- 1990 (5-22) 1989 (13-15)
- 1988 (9-19) 1987 (15-14)
- 1986 (17-14) - SWC tournament champion, NCAA first round
- 1985 (23-8) - SWC champion, NCAA first round
- 1984 (17-12) 1983 (12-19)
- 1982 (17-11) 1981 (15-13)
- 1980 (16-13) 1979 (19-11) - NIT first round
- 1978 (19-10) 1977 (20-9)
- 1976 (25-6) - SWC tournament champion, NCAA second round

New Mexico State (Assistant Coach)

- 1975 (20-17) - NCAA first round 1974 (14-11)
- 1973 (12-14) 1972 (19-6)
- 1971 (19-8) - NCAA first round 1970 (27-3) - NCAA Final Four
- 1969 (24-5) - NCAA second round

Playing History:

- 1967-68 - New Mexico State
- 1965-66 - Lubbock (Texas) Christian College

Personal

- Education: Florida - New Mexico State - bachelor's in education (1968); Lubbock (Texas) Christian College - AA degree (1966)
- Family: wife Carolyn (Marshall); son Damon; daughter Amber (Massey) and son-in-law Clifton Massey; granddaughters Nia Amber and Sarah Michelle, and grandson William Marshall.



Tom Ostrom is in his fourth season as an assistant at Arkansas, but this is the seventh straight year he's been a member of head coach John Pelphrey's staff.

Ostrom spent the three previous years as an assistant to Pelphrey at South Alabama. A former assistant at Florida under Billy Donovan, he was at South Alabama from 2005-07 after working at Florida from 1998-2004. Pelphrey and Ostrom were on the same staff at Florida from 1998 through 2002.

In his first year at Arkansas, he helped the Razorbacks finish 23-12. The Hogs reached the finals of the SEC Tournament and advanced to the second round of the NCAA Tournament. The 23 wins were the most since 1999 and the NCAA Tournament victory the first in nine years.

In 2008, Arkansas averaged 74.1 points, its best since 2002 (74.9); shot .468 from the field, its best since 1994 (.488); made 514 free throws, its most since 1995 (609); had 1,274 rebounds, its most since 1998 (1,306); averaged 36.4 boards, its best since 2003 (38.0); and limited opponents to 32.2 rebounds, its best defensive average since 1985 (27.5).

In 2009, Arkansas had just one starter and three lettermen back from the 23-12 club. Ostrom and staff kept the Razorbacks competitive as their new roster featured seven newcomers and little depth, but the Hogs posted wins over No. 4 Oklahoma, 96-88, and No. 7 Texas, 67-61, and won the championship of the Jim Thorpe Classic.

Ostrom helped South Alabama record the best turnaround in the nation in 2006. In his first year at USA, the Jaguars went 10-18 in 2005, but went 24-7 the following season. South Alabama won the Sun Belt Conference West Division title and the tournament championship to send the Jaguars to the NCAA Tournament for the first time since 1998.

The 2006 team, which lost in the first round of the NCAA Tournament to eventual national champion Florida, led the league in scoring margin (+8.1) and three-point defense (.300), and was second in steals (8.52) and scoring defense (65.6). USA hit 267-of-728 threes, an average of 8.6 per game.

In making the biggest turnaround in the nation, USA improved from 62.3 points in 2005 to 73.6 in 2006, from a .416 field-goal percentage to .453, a .646 free-throw percentage to .703, a .351 defensive three-point percentage to .300, 16.0 turnovers to 13.4, 11.0 assists to 14.1, 13.9 turnovers forced to 16.8, 7.6 steals to 8.5 and 207 made three-pointers to 267.

Despite losing the top three scorers off that 2006 squad, Ostrom and the Jaguars posted a 20-12 record in 2007, won the Sun Belt regular season title and lost a 79-73 decision at Syracuse in the first round of the NIT.

The 2007 team led the Sun Belt in turnover margin (+2.53), assist-to-turnover ratio (1.12) and three-point defense (.325), and was second in steals (7.22) and scoring defense (67.3). The Jaguars also made 272-of-749 three-pointers, an average of 8.5 per game.

Prior to joining Pelphrey's staff at USA, Ostrom spent seven seasons under Donovan at Florida, the first five as administrative assistant/video coordinator (1998-2002) and the final two as an assistant coach (2003-04). In his seven years, Florida was a combined 156-67, won two SEC regular season co-championships, three Eastern Division co-championships, played in the NIT his first season, played in the NCAA Tournament the last six years, reached the NCAA championship game in 2000, advanced to the Sweet 16 in 1999 and won 20 or more games his last six years.

A 1997 University of Minnesota graduate, Ostrom served as a student manager for the Golden Gophers. He prepped at Bethlehem Academy in Faribault, Minn. Ostrom and his wife Lisa are expecting a child in early 2011.

TOM OSTROM QUICK FACTS

Joined the staff: April 9, 2007

Years of Coaching Experience: 13

Season Records and Post Season Experience:

Arkansas (Assistant Coach)

2010 (14-18)

2009 (14-16)

2008 (23-12) - NCAA second round

South Alabama (Assistant Coach)

2007 (20-12) - Sun Belt Champion, NIT first round

2006 (24-7) - Sun Belt West champion & tournament champion, NCAA first round

2005 (10-18)

Florida (Assistant Coach, Admin. Assistant)

2004 (20-11) - NCAA first round

2003 (25-8) - NCAA second round

2002 (22-9) - SEC East co-champion, NCAA first round

2001 (24-7) - SEC co-champion, NCAA second round

2000 (29-8) - SEC co-champion, NCAA runner-up

1999 (22-9) - NCAA Sweet 16

1998 (14-15) - NIT first round

Personal

Education: Minnesota - bachelor's from School of Recreation and Kinesiology (1997); Bethlehem (Faribault, Minn.) Academy (1988)

Family: wife Lisa (Henderson); son Tommy (15)





RAZORBACKS

COACHES

PLAYERS

09 - 10 SEASON

HISTORY

RECORDS

MEDIA

UNIVERSITY



Brett Nelson begins his first year with the Razorback men's basketball team in 2010, but is no stranger to the Arkansas coaching staff or system. A former All-American guard at Florida, Nelson has known Arkansas head coach John Pelphrey since he was a highly touted recruit from West Virginia and played for the Razorback skipper and assistant Tom Ostrom while with the Gators.

Beginning his fourth year on the bench as an assistant coach, and sixth on a basketball staff, Nelson

spent the past three seasons as a member of the Marshall Thundering Herd with Donnie Jones. Jones was also a Florida assistant while Nelson was a member of the Gators. When Jones accepted the head coaching position at Central Florida following the 2009-10 season, Nelson was prepared to join his mentor. He shortly after made his way to Fayetteville to become a member of the Razorback staff. While coaching at Marshall, Nelson helped lead them to a 24-10 mark in his last season and advance to the second round of the CollegeInsider.com Tournament. The post-season appearance was the first for a Marshall team in 22 years and its 11-5 record and third-place finish in Conference USA, was the best since 2000-01.

A burgeoning recruiter, Nelson was instrumental in the recruitment and development of Marshall's Hassan Whiteside, who earned C-USA freshman and defensive player of the year accolades while also posting 182 blocks in his first year, the fourth highest single-season total in NCAA history. Whiteside was selected in the 2010 NBA Draft after his freshman year with the 33rd overall pick by the Sacramento Kings. Nelson's tutelage also attracted multiple All-C-USA players and a sixth man of the year award.

Prior to coaching at Marshall, Nelson made stops at Virginia Commonwealth and Colorado State where he was Director of Operations at both locales. His VCU tenure included a 28-7 record and first round NCAA Tournament victory over Duke while working with former Florida assistant and current Alabama head coach Anthony Grant.

As a player, Nelson made himself into one of the best in Florida's history, leading the Gators to a Final Four and placing himself in the record books numerous times. A three-year starter, Nelson completed his career as Florida's school record holder in three-point baskets made and attempted and ranked second on the all-time charts in steals, fifth in steals per game, sixth in assists and assists per game and 14th in scoring with 1,416 points. He was a two-time winner of Florida's Most Improved Player Award and was second in the voting for the conference's most valuable player his freshman year.

Nelson was named a preseason semifinalist for the Naismith Award as a senior in 2002-03 and was an ESPN.com third-team and Associated Press Honorable Mention All-American in 2000-01. He was recognized as an all-region player by both the National Association of Basketball Coaches (NABC) and the United States Basketball Writer's Association (USBWA) during the 2000-01 season and repeated the honor with the NABC/Pontiac in 2001-02. He is also just one of three Florida players to earn back-to-back SEC Player of the Week awards on Feb. 26 and March 4, 2001, and was named to the 2000 NCAA Tournament All-East Regional team.

Completing his collegiate eligibility in the winter of 2003, Nelson stayed at Florida to finish his bachelor's degree in sociology (2004) before setting out on a professional basketball career. Nelson played in Sweden for one season prior to returning to the United States to start a coaching career.

Nelson and his wife Jamie gave birth to their first child, James in September.

BRETT NELSON QUICK FACTS

Joined the staff: May 20, 2010

Years of Coaching Experience: 5

Season Records and Post Season Experience:

Central Florida (Assistant Coach)

Marshall (Assistant Coach)

2010 (24-10) - CBI second round

2009 (15-17)

2008 (16-14)

Virginia Commonwealth (Director of Operations)

2007 (28-7) - NCAA second round

Colorado State (Director of Operations)

2006 (16-15)

Playing History:

2005 - Played professionally in Sweden

2000-2003 - Florida

1996-1999 - St. Albans (W. Va.) High School

Personal

Education: Florida - bachelor's in sociology (2004)

Family: wife Jamie (Witt); son James (infant)



The Nelson Family (left to right): Jamie, James and Brett.



DAMON JONES
Director of Operations



Damon Jones, who spent seven years working for the National Basketball Association in New York, is in his fourth year on the staff after being named Arkansas' Director of Basketball Operations in August 2007.

During his time with the Razorbacks, Jones has been instrumental in the growth of Arkansas' players as they

transition from life as a student-athlete. The resources from his time with the NBA have given Razorback student-athletes all the information that they need to be successful at the next level.

Jones has orchestrated numerous functions for Arkansas' student-athletes to help them grow both professionally and personally over the past three years. He has arranged for several speakers to work with the Razorbacks on skills from time management, dealing with the media and growing together as a team along with his day-to-day assignments like managing Arkansas' budget, highlighting community exposure, keeping tabs on the Razorbacks' Nike account and scheduling.

Since joining the Arkansas program, Jones has been a part of several memorable moments including a run to the SEC Tournament finals in 2008, a trip to the second round of the NCAA Tournament, two wins over top 10 teams in No. 4 Oklahoma, 96-88, and No. 7 Texas, 67-61, in 2009 and a championship in the Jim Thorpe Classic.

While at the NBA, Jones worked in the Community and Player Programs Department, a group that provides support to NBA players and teams through community relations, player development and player marketing. His responsibilities included integrating programs and executing partnerships that promote social responsibility and support player growth.

Jones also worked to help promote the positive activities players participated in off the court, at the NBA, and helped them with charitable event coordination and their foundations. He also assisted with international programs such as Basketball without Borders and played a role working with the USA Men's Basketball Senior National Team.

Jones earned his bachelor's degree in communications from Howard University in Washington, D.C., in 2000. He and his wife Maliaka have two sons, Chayse and Branson.



SCOTTY THURMAN
Director of Student-Athlete Development

No stranger to Arkansas Basketball, Scotty Thurman returns to the Razorbacks as Director of Student-Athlete Development for the 2010-11 season following a very good professional basketball and business career.

The man who hit the most famous shot in Arkansas basketball history, Thurman joined the Razorbacks in the summer of 2010 to assist Arkansas athletes in their growth as individuals off the court. Tasked with developing programs that make Arkansas' players more well-rounded people, Thurman takes his charge very seriously and has already scheduled several opportunities for the Razorbacks.

Along with his duties as a mentor to Arkansas' student-athletes, Thurman has also been tasked with bridging the gap between Arkansas' current and former players. Those results are also noticable as great Razorbacks like Ronnie Brewer, Lee Mayberry and others have already heard the call of one of their own. Thurman also assists with the mentorship of current student-athletes, academics and scheduling.

As a player for the Razorbacks, Thurman was with the program for three years before beginning his professional career. He was an All-American as a junior and still ranks 10th on Arkansas' all-time scoring list with 1,650 points. He continues to hold Arkansas' single season record for three-point baskets in a season with 102 and ranks second on the career three-point chart with 267. His signature moment, however, came in the finals of the 1994 NCAA Tournament when his three-point basket as time ticked down secured Arkansas a national championship against the Duke Blue Devils.

Following his first stint with the Razorbacks, Thurman played 11 seasons of professional basketball overseas in Lebanon, Greece, Cyprus and Italy. His successful pro career came to a close after the 2006 season and he moved to Little Rock, Ark., where he eventually began working for the Episcopal Collegiate School as a teacher and coach.

Thurman received a bachelor's degree from Philander Smith College in 2003. He and his wife Regina have two children, Scotty Jr., and Romani.



The Thurman Family (left to right): Scotty Jr., Romani, Scotty and Regina.



RAZORBACKS

COACHES

PLAYERS

09 - 10 SEASON

HISTORY

RECORDS

MEDIA

UNIVERSITY



TODD BARBOUR
 Director of Strength and
 Conditioning for Olympic Sports

Todd Barbour joined the Razorback staff as Arkansas' director of strength and conditioning for Olympic sports in the summer of 2008.

Barbour has 14 years of experience in the strength and conditioning field and joined the athletic department staff after spending the four previous years as the director of performance at the Performance and Wellness Institute in Greeley, Colo.

He also spent five years as an assistant strength and conditioning coach at Oregon State, and five years as a high school strength and conditioning coach as well as a football and softball coach in Billings, Mont.

Barbour earned his bachelor's in physical education and sports science from the University of Idaho in 1994. He earned certification from the National Strength and Conditioning Association in 2001 and the Collegiate Strength and Conditioning Coaches Association in 2002.

At the Performance and Wellness Institute, he designed, developed and implemented philosophy and principles for fitness, regeneration, rehabilitation and pre-habilitation. He also designed the new facility, budgeted, and researched and purchased all equipment.

Barbour assisted in the development and implementation of protocol for orthopedic evaluations, injury screens, athletic consults, emergency procedures, "performance inhibitors" and post-surgical workout evaluations. He recruited athletes in the sports of baseball, softball, golf, volleyball, football and basketball to train in northern Colorado at the Performance and Wellness Institute.

While at Oregon State, the football team won its first Pac-10 championship in 30 years. He also worked with more than 70 athletes who went on the play professionally, 21 All-Americans and 63 All-Pac-10 selections. That list includes five first-round draft picks, a world champion in Major League Baseball and another first-round pick in the NBA.

Barbour and his wife, Angie, have three sons, Tysen, Ayden and Tanner.



SEAN DWYER
 Video Coordinator

A newcomer to the Razorback staff in 2010-11, Sean Dwyer assumed the role of video coordinator with Arkansas in the spring and has already made changes for the better. A product of two of the highest regarded programs in the country, Michigan State and Florida, Dwyer was an easy

choice for Arkansas head coach John Pelphrey when looking to take his video program to the next level.

Since joining the Razorback program, Dwyer has redesigned the way that Arkansas' student-athletes will use video in their game preparations. He spearheaded the refurbishment of the video suite and set up stations for student-athletes to view game film, gone through the archives for video that will help the Razorbacks improve their signature technique and put together several recruiting pieces at the direction of the coaching staff.

While still young in terms of years of experience, Dwyer's four years at Michigan State as a student manager and one year as a graduate assistant and assistant video coordinator at Florida have him prepared to help the Razorbacks succeed. Earning his degree from Michigan State in the spring of 2009, Dwyer used his time as a manager to help the Spartans create a new way of looking at opponent scouting reports, effort and statistical goals. He also assisted in self scouting by grading film with members of the coaching staff and organized the results.

Along with his film work, Dwyer also assisted in some of the administrative duties with the Spartan program including player ticket requests, the Michigan State video library and the organization of team meals. Dwyer's efforts helped Michigan State reach the national championship game in 2009 and four NCAA Tournaments.

Upon graduating from Michigan State, Dwyer found himself working with Florida and head coach Billy Donovan for one season. He spent his one year in Gainesville analyzing film, recording games for scouting purposes, maintaining the Gators video library and instituting the grading performance evaluations that he developed at Michigan State.

A native of Saginaw, Mich., Dwyer graduated from the Eli Broad College of Business at Michigan State in 2009 with a degree in finance.



DAVE ENGLAND
 Head Basketball Athletic Trainer

Dave England is in his 23rd season as the head athletic trainer for the men's basketball team while also working with baseball, men's and women's tennis, men's golf and Razorback spirit squads.

In his 27th full year and his 28th season as a member of the Arkansas athletic training staff, England has been responsible for basketball since the 1983-84 season tAKE. He also handles travel and various administrative duties.

In 2004, he received the District 6 Athletic Trainer Service Award from the National Athletic Trainers Association. He was honored in 2000 as the Arkansas Athletic Trainers' Association Trainer of the Year.

England also worked at Arkansas as a student and graduate assistant athletic trainer. He returned to Fayetteville following a stint in the St. Louis Cardinals baseball organization.

A 1980 graduate of Arkansas with a bachelor's of science degree in education, England worked the 1976 Cotton Bowl and 1978 Orange Bowl football games as a student athletic trainer. He was a graduate assistant for Dean Weber in 1980-81

and went with the Hogs to the 1980 Hall of Fame Bowl. He also worked with baseball during those days and went to the 1979 College World Series where the Razorbacks finished second.

He then accepted an offer to work with the Cardinals. After spending some time in the lower levels of the organization, he worked his way up to the position of head trainer for the Cardinals' Double-A team in Little Rock. He returned to Arkansas in January 1984 as an assistant and was promoted to head athletic trainer in 1989.

In working with Razorback basketball, England has been to 16 NCAA tournaments and two NITs. He's made three trips to the Final Four and worked with the 1994 NCAA champions and the 1995 national runner-up. He returned to the College World Series with the baseball Hogs in 1985, 1987 and 2004 while the 2002 club advanced to a Super Regional. While working with football he has been to the Liberty and Cotton bowls twice, and the Orange, Holiday and Hall of Fame bowls.

One of the founding members of the Arkansas Athletic Trainers' Association in 1987, England was inducted into the AATA Hall of Fame in 1999.

He has two daughters, Jennifer, 27, and Alyson, 18. He is married to the former Heather Cullum, who works in athletic administration with the senior administrators.



TERRY MERCER
Office Manager

A major component of the University of Arkansas basketball program, Terry Mercer is in her 33rd year as the office manager for Razorback basketball. Her friendly demeanor welcomes visitors to the basketball offices at Bud Walton Arena.

Mercer is in her fourth season working for head coach John Pelphrey. She worked with Stan Heath for five years, Nolan Richardson for 17 and seven for Eddie Sutton.

She handles all correspondence and helps with the administrative details of the John Pelphrey Razorback Basketball Camp in addition to organizing Pelphrey's hectic schedule. She is also heavily involved with the Pel's Pals Foundation, which was established to provide resources and education for neonatal efforts across the country. Other duties include coordinating Coach Pelphrey's speaking engagements.

Mercer has enjoyed the success of the Razorback program, making four trips to the Final Four and 23 NCAA Tournament excursions.

A native of Saratoga, N.C., where she graduated from high school in 1972, she worked for Southern Piping Company in Wilson, N.C., for six years before her husband, Elton, was transferred to Fayetteville.

She and Elton have a daughter, Heather, 31, a son, Jacob, 25, and two granddaughters. Heather is married to Dennis Starr, and they are the parents of Caitlyn, eight, and Kenleigh, five.



FELECIA SAINE
Director of Student-Athlete Academic Support and Achievement

A new addition to the John Pelphrey staff at Arkansas, Felecia Saine is no stranger to Razorback athletics as she begins her second stint at Arkansas as the Director of Student-Athlete Academic Support and Achievement.

Saine joins the Razorbacks after a six-plus-year stint as the Assistant to the Director of Athletics for Academics at Georgetown University where she worked with the Hoya men's basketball team.

A native of Little Rock, Ark., Saine earned a bachelor's degree in business administration, finance from the University of Arkansas at Little Rock before receiving her Masters of Education, Sport Management from the Fayetteville campus in 1998. While earning her graduate degree, Saine worked with the Razorback football team as an academic counselor until 2002 when she took on the role of Academic Coordinator for Men's Basketball with the Razorbacks until her departure for Georgetown in 2004.

An active participant in national organizations and forums, Saine is a member of the National Association of Academic Advisors for Athletics and the Black Coaches Association.



PHIL PIERCE
Assoc. Media Relations Director

Phil Pierce joined the University of Arkansas Athletic Department in the fall of 1996 and over the past 14 years has been a part of many Razorback sports and memorable moments. Currently he is the media relations contact for the men's basketball and men's golf teams while also overseeing the production of Razorback Game Day, Arkansas' official football and men's basketball game day program.

Joining the men's athletics department in 1996 as an intern, Pierce worked with four NCAA Championship track and field teams as well as the cross country and golf programs. Hired as an assistant communications director for women's athletics in January of 1998, Pierce worked primarily with the women's cross country/track and soccer programs, but also covered the media relations aspects for the swimming & diving and tennis teams at various points.

Following the blending of the Arkansas athletic departments, Pierce took over the media relations responsibilities for the baseball team and assisted with football. In the fall of 2009, he moved to the men's basketball and golf programs.

During Pierce's 14 years with the Razorbacks he has overseen the media responsibilities of four NCAA Championship track teams, 17 Southeastern Conference cross country and track titles, a College World Series run and was the media coordinator for eight NCAA Indoor Track and Field Championships. In addition he helped build Arkansas men's athletics first web site and was a part of nine years of Razorback soccer radio broadcasts.

A 1996 graduate of Baldwin-Wallace (Ohio), Pierce received a Bachelor's degree in sports management and business administration. While at Baldwin-Wallace he worked in the sports information office for three years and with all of the Yellow Jackets 20 varsity sports. A native of Darien, Conn., Pierce and his wife, Stephanie, reside in Fayetteville.



RAZORBACKS




KANON BREWER
Manager



BLAINE BREWINGTON
Manager



ALAN CHANEY
Manager



RYNE COLVIN
Manager



GREGORY EATON
Manager



ALYSON ENGLAND
Office Assistant

COACHES

PLAYERS



RYNE EUBANKS
Student Athletic
Trainer



ZAYRE HEDGE
Manager



KEVIN KIKUGAWA
Graduate Athletic
Trainer



ZACH MALVIK
Manager



QUINTON PALMER
Manager



DYLAN SHIELDS
Manager

09 - 10 SEASON

HISTORY



PHIL TABET
Manager

RECORDS



TYLER WAYMAN
Manager

MEDIA

UNIVERSITY





PLAYERS



#12

MARCUS BRITT

Guard - 6-3 • 198 • Senior • 3L • Madison, Ark.
(Forrest City HS)

2010-11 Preview:

Arkansas' most-experienced player ... improved his scoring and rebounding each season ... versatile guard that can play the two or three ... started a career high 16 games as a junior ... shot 50% from the floor in SEC

contests a year ago ... one of Arkansas' better perimeter defenders.

2009-10 (Junior):

Earned a starting position mid-way through the season, making 16 starts on the year ... played in 26 games, making 16 starts ... averaged 3.9 points, 2.7 rebounds and 1.7 assists ... led the team in assists two times ... scored in double digits three times ... averaged 3.8 points in SEC play with 2.6 rebounds ... nearly perfect against Stephen F. Austin going 3-3 from the floor, 1-1 from three, 4-4 at the line, grabbing three rebounds, five assists and no turnovers ... season best 12 points against South Carolina and Ole Miss, over a six game span late in the season ... played 19 minutes in the win over No. 18 Ole Miss with three assists and no turnovers ... perfect from the floor with six points and a season high five rebounds against Auburn ... earned his way to the Athletic Department Spring Academic Honor Roll for the first time.

2008-09 (Sophomore):

Played in all 30 games, making eight starts ... averaged 3.7 points, 1.2 assists and 1.1 steals ... buried 50 percent (15-30) of his three-point attempts and hit 85 percent (17-20) of his free throws ... led the team with a 2.6 assist-turnover ratio ... averaged 3.1 points in SEC play and hit better than 43 percent from the floor, 46 percent from three and 88 percent from the line ... led the team in assists three times ... scored in double figures two times ... scored seven points and grabbed two rebounds in 20 minutes against Austin Peay, his first start of the season ... tallied a season best 15 points including 5-6 from the floor and 3-3 from three with four assists against Northwestern State ... scored 10 points against Florida in the SEC Tournament including a team-high tying three assists.

2007-08 (Freshman):

Played in 27 games and averaged just under six minutes per contest ... averaged 0.8 points, 0.3 rebounds with 11 assists, eight steals and seven turnovers ... Hit 88.9 percent (8-9) of his free throws ... started one game ... season high of five points, two rebounds, two assists and five steals ... played 17 minutes against Appalachian State and made his season high five steals while scoring two points grabbing two rebounds, dishing two assists and committing no turnovers ... played 12 minutes and

scored five points in the NCAA Tournament against No. 1 North Carolina ... missed one game to injury.

In High School:

Averaged 18.0 points, 5.0 assists and 4.0 rebounds as a senior at Forrest City High school ... three-times all-state selection ... first-team All-Arkansas, all-state, all-conference and named to the Class 6A all-tournament team as a senior ... state of Arkansas sophomore of the year by the Arkansas Democrat-Gazette ... led Forrest City to a 26-3 record as a senior including a Class 6A East Conference Championship and a spot at the state finals ... scored 27 points on six threes against Jonesboro in a championship game loss his final year ... tallied 25 points in the state semifinal his senior year ... rated the No. 96 prospect in the nation by '07 Hoops ... signed with Louisiana Tech, but was given a release after a coaching change ... signed with Arkansas after also considering South Florida and Colorado.

Personal:

Son of Henry and Diana Lee ... born Feb. 27, 1988 ... majoring in kinesiology.





CAM SPRINGS TH



2009-10 SEASON HIGHS

Points: 12, 2x (Ole Miss (3/6/10))
 FG Made: 5, Ole Miss (3/6/10)
 FG Attempts: 8, Alabama St. (12/16/09)
 3 Pt FGM: 2, Miss. St. (1/14/10)
 3 Pt FGA: 4, Miss. Valley St. (12/5/09)
 FT Made: 6, S. Carolina (2/17/10)
 FT Attempts: 6, S. Carolina (2/17/10)
 Off. Rebounds: 2, 5x (Ole Miss (3/6/10))
 Def. Rebounds: 4, 5x (Auburn (2/20/10))
 Total Rebounds: 5, 4x (Auburn (2/20/10))
 Assists: 5, Stephen F. Austin (12/19/09)
 Blocks: 1, 2x (Vanderbilt (2/27/10))
 Steals: 3, S. Carolina (2/17/10)
 Minutes: 33, 2x (Alabama (1/16/10))

CAREER HIGHS

Points: 15, NSU (12/27/08)
 FG Made: 5, 2x (Ole Miss (3/6/10))
 FG Attempts: 8, 2x (Alabama St. (12/16/09))
 3 Pt FGM: 3, NSU (12/27/08)
 3 Pt FGA: 4, Miss. Valley St. (12/5/09)
 FT Made: 6, 2x (S. Carolina (2/17/10))
 FT Attempts: 6, 2x (S. Carolina (2/17/10))
 Off. Rebounds: 3, FAMU (11/29/08)
 Def. Rebounds: 4, 5x (Auburn (2/20/10))
 Total Rebounds: 6, FAMU (11/29/08)
 Assists: 5, 2x (Stephen F. Austin (12/19/09))
 Blocks: 1, 7x (Vanderbilt (2/27/10))
 Steals: 5, ASU (12/22/07)
 Minutes: 34, Fla (3/12/09)

MARCUS BRITT'S CAREER STATISTICS

(Overall)		Total						3-PT			Rebounds														
Year	GP	GS	Min	Avg	FG	FGA	Pct	FG	FGA	Pct	FT	FTA	Pct	Off	Def	Tot	Avg	PF	FO	Ast	TO	Blk	Stl	Pts	Avg
2007-08	27	1	182	6.7	6	27	.222	2	15	.133	8	9	.889	2	7	9	0.3	10	0	11	7	1	8	22	0.8
2008-09	30	8	566	18.9	40	85	.471	15	30	.500	17	20	.850	13	40	53	1.8	39	1	36	14	5	32	112	3.7
2009-10	26	16	524	20.2	38	80	.475	9	32	.281	16	18	.889	22	48	70	2.7	46	2	44	24	2	25	101	3.9
TOTAL	83	25	1272	15.3	84	192	.438	26	77	.338	41	47	.872	37	95	132	1.6	95	3	91	45	8	65	235	2.8

(SEC Only)		Total						3-PT			Rebounds														
Year	GP	GS	Min	Avg	FG	FGA	Pct	FG	FGA	Pct	FT	FTA	Pct	Off	Def	Tot	Avg	PF	FO	Ast	TO	Blk	Stl	Pts	Avg
2007-08	11	0	55	5.0	0	8	.000	0	7	.000	2	2	1.000	1	2	3	0.3	3	0	4	2	0	0	2	0.2
2008-09	16	4	285	17.8	18	41	.439	6	13	.462	8	9	.889	8	18	26	1.6	24	1	18	6	1	12	50	3.1
2009-10	16	14	313	19.6	22	44	.500	5	17	.294	12	12	1.000	15	26	41	2.6	30	2	25	14	2	16	61	3.8
TOTAL	43	18	653	15.2	40	93	.430	11	37	.297	22	23	.957	24	46	70	1.6	57	3	47	22	3	28	113	2.6

RAZORBACKS

COACHES

PLAYERS

09-10 SEASON

HISTORY

RECORDS

MEDIA

UNIVERSITY



#5

GLENN BRYANT

Forward • 6-7 • 190 • Sophomore • 1L • Detroit, Mich.
(Oak Hill [Mouth of Wilson, Va.] Academy)

2010-11 Preview:

Incredible athlete ... needs to make improvements on the court ... could be the 'X' factor to Arkansas' frontcourt ... tallied 19 blocks in just 9.1 minutes per game for one every 14 minutes ... worked on his mid-

range jump shot during the off-season ... Improved vertical to 39 inches

2009-10 (Freshman):

Ranked third on the team in blocked shots (19) averaging 0.6 per game ... seven games with two or more blocked shots ... scored a career high 11 points against Alabama St. in 19 minutes with five rebounds, two assists and two blocks ... pulled down a career best 11 rebounds with great energy off the bench in Arkansas' win against Missouri St. ... grabbed a game-high six rebounds while also setting career bests for three-point baskets (2) and blocked shots (3) against Florida off the bench ... nabbed eight rebounds off the bench in the first half against LSU ... set career bests for free throws made and attempted, field goal attempts and offensive rebounds on Feb. 24 against LSU.

In High School:

Ranked the No. 36 power forward and No. 140 overall prospect in the nation by Rivals.com ... ranked the No. 34 power forward by ESPN ... averaged 11.3 points with more than 200 blocked shots as a senior for Oak Hill ... led Oak Hill to a 40-1 record and No. 1 ranking from ESPN Rise and PrepNation.com ... only loss came to Findlay Prep in the finals of the ESPN Rise National High School Invitational championship game ... averaged 12.5 points as a junior on a team that went 34-4 ... played for Macomb Dakota High School as a sophomore and average 14.0 points, 9.0 rebounds and 6.0 blocked shots as a junior, leading the team to a 40-1 record ... signed with Arkansas after also considering Michigan, Xavier, Detroit, South Florida, Temple and Marquette.

Personal:

Son of Orlando Jackson and Nikita Bigham ... born March 22, 1990 ... he is enrolled in the Fulbright College of Arts and Sciences.





2009-10 SEASON HIGHS

Points: 11, Alabama St. (12/16/09)
 FG Made: 4, Alabama St. (12/16/09)
 FG Attempts: 6, 2x (LSU (2/24/10))
 3 Pt FGM: 2, Florida (1/21/10)
 3 Pt FGA: 3, Florida (1/21/10)
 FT Made: 4, Georgia (3/11/10)
 FT Attempts: 4, 3x (Georgia (3/11/10))
 Off. Rebounds: 3, 2x (LSU (2/24/10))
 Def. Rebounds: 8, Missouri St. (12/22/09)
 Total Rebounds: 11, Missouri St. (12/22/09)
 Assists: 2, Alabama St. (12/16/09)
 Blocks: 3, Florida (1/21/10)
 Steals: 1, 3x (Alabama (2/13/10))
 Minutes: 26, Missouri St. (12/22/09)

CAREER HIGHS

Points: 11, Alabama St. (12/16/09)
 FG Made: 4, Alabama St. (12/16/09)
 FG Attempts: 6, 2x (LSU (2/24/10))
 3 Pt FGM: 2, Florida (1/21/10)
 3 Pt FGA: 3, Florida (1/21/10)
 FT Made: 4, Georgia (3/11/10)
 FT Attempts: 4, 3x (Georgia (3/11/10))
 Off. Rebounds: 3, 2x (LSU (2/24/10))
 Def. Rebounds: 8, Missouri St. (12/22/09)
 Total Rebounds: 11, Missouri St. (12/22/09)
 Assists: 2, Alabama St. (12/16/09)
 Blocks: 3, Florida (1/21/10)
 Steals: 1, 3x (Alabama (2/13/10))
 Minutes: 26, Missouri St. (12/22/09)

GLENN BRYANT'S CAREER STATISTICS

(Overall)		Total										3-PT			Rebounds										
Year	GP	GS	Min	Avg	FG	FGA	Pct	FG	FGA	Pct	FT	FTA	Pct	Off	Def	Tot	Avg	PF	FO	Ast	TO	Blk	Stl	Pts	Avg
2009-10	30	0	273	9.1	29	62	.468	6	22	.273	12	24	.500	18	54	72	2.4	31	0	7	8	19	4	76	2.5
TOTAL	30	0	273	9.1	29	62	.468	6	22	.273	12	24	.500	18	54	72	2.4	31	0	7	8	19	4	76	2.5

(SEC Only)		Total										3-PT			Rebounds										
Year	GP	GS	Min	Avg	FG	FGA	Pct	FG	FGA	Pct	FT	FTA	Pct	Off	Def	Tot	Avg	PF	FO	Ast	TO	Blk	Stl	Pts	Avg
2009-10	16	0	134	8.4	15	31	.484	3	9	.333	2	7	.286	9	26	35	2.2	18	0	2	4	9	2	35	2.2
TOTAL	16	0	134	8.4	15	31	.484	3	9	.333	2	7	.286	9	26	35	2.2	18	0	2	4	9	2	35	2.2



#15

ROTNEI CLARKE

Guard • 6-0 • 184 • Junior • 2L • Verdigris, Okla.
(Verdigris HS)

2010-11 Preview:

Fifth-best returning player in the nation in three-pointers per game and sixth best in percentage ... improved ball handling skills in the offseason ... raised three-point percentage from 39 to 42 percent between freshman and sophomore years ...

No. 2 shooter in the nation by Athlon ... named the best shooter in the conference by Sporting News ... No. 13 shooting guard in the nation and second-team preseason All-SEC by Lindy's .

2009-10 (Sophomore):

Named No. 1 shooter in the nation in the preseason by Foxsports.com ... set Arkansas' school record for points in a game with 51 vs. Alcorn St. (15-21, 13-17 3pt, 8-9 FT), also set a school and SEC record with 13 three-point baskets in the contest ... set three school records in the Alcorn St. game (points in a game, three pointers in a game, field goals in a game at Bud Walton) ... SEC Player of the Week on Nov. 16 ... named the country's No 1 shooter by ESPN's Andy Katz ... ranks No. 2 on Arkansas' single-season three-point made list with 100 and was two shy of the school record ... just the second player in Arkansas history to hit 100 three-point shots in a season ... 15th person in SEC history to hit 100 three-point baskets in a season ... SEC Community Service Team ... USBWA All-District VII ... ranked ninth in the NCAA in both three-point field goals per game (3.2) and three-point percentage (42.7) ... streak of 17 straight games in double figure scoring spanning two season ... streak of 30 straight games with at least one three-point basket snapped at Georgia, second longest in Arkansas history and 17th longest in SEC history ... first Razorback since Jonathon Modica in Feb. of 2003 to score 25 points or more in back-to-back games ... two 30-point games, four 20-point games ... two games with 10 or more three-point baskets made ... three games with at least five three-point baskets made ... led the team in scoring nine times and scored in double digits 23 times ... missed the first game of his career with knee tendinitis, returned to action off the bench in the next game ... Athletic Department honor roll for fall semester.

2008-09 (Freshman):

Ranked No. 40 in the nation in three-point percentage and was the top freshman ... one of two players to start all 30 games ... averaged 12.2 points, 1.9 rebounds and 1.1 assists over 31.5 minutes ... shot 39.3 percent (83-211) from three and led the team with 93.5 percent

from the free throw line ... scoring average tied Ronnie Brewer for 10th on Arkansas' all-time single-season list for freshmen ... his 83 three-pointers made are the most for a Razorback since Jannero Pargo hit 95 in 2002 and his 39.3 percent was the best since Jonathon Modica led the team at 42.9 percent in 2005 ... hit three or more three-point baskets in 17 of 30 games ... 46 three-point baskets in SEC play were the fourth best in school history ... led the team in scoring six times and assists once ... 22 double figure scoring games ... scored 17 points in his collegiate debut including 5-8 from three ... in win over No. 4 Oklahoma was 3-4 from the field (all threes) and 6-7 at the line for 15 points ... scored a career and game high 26 points including six three-pointers with two rebounds, two assists, a steal and no turnovers against Alabama ... hit several shots in the closing seconds to put Arkansas in a position to win or secure a victory ... tallied 19 points on five three-pointers and two free throws against Ole Miss.

In High School:

Led Verdigris High School to its first Class 3A state championship ... Oklahoma's all-time leading scorer with 3,758 points, breaking Ty Harman's 1989 state record of 3,639 ... broke the state scoring record with a 37-point performance against Adair ... scored 35 points in a 62-51 championship game win over Tahlequah Sequoyah ... scored 30 or more points 72 times, 40 or more 34 times, 50 or more seven times and 60 or more twice ... averaged 40.9 points, 8.0 rebounds, 6.9 assists and 3.4 steals as a senior, making 159 three pointers ... career averages of 33.2 points, 6.9 rebounds, 5.1 assists and 3.4 steals, shooting 47.1 percent from three (498-1,057), 60 percent on twos, 53.9 percent from the field overall and 88.7 percent from the line ... per year averages of 20.1 points, 3.9 rebounds, 4.2 assists and 3.7 steals as a freshman; 34.2 points, 5.0 rebounds, 3.2 assists and 2.7 steals as a sophomore; 37.2 points, 9.3 rebounds, 6.1 assists and 4.0 steals as a junior ... led Verdigris to a four-year record of 99-15 (24-4, 24-4, 24-4, 27-3) ... first-team all-state (all classes) ... Tulsa World's Metro Boys Player of the Year three times ... invited to participate in Kobe Bryant's camp in California, LeBron James' camp and the NBA Players Association Camp prior to freshman year ... four-star recruit rated the No. 21 shooting guard in the nation by Scout.com and No. 25 by Rivals.com ... signed with Arkansas after receiving more than 30 offers including Oklahoma State, Kentucky, Kansas, Memphis, Oklahoma and Gonzaga.

Personal:

Son of Conley and Christine Clarke ... born July 20, 1989 ... majoring in kinesiology ... maintained a 4.0 grade point average in high school and was a member of the honor society and the student council.



RAZORBACKS

COACHES

PLAYERS

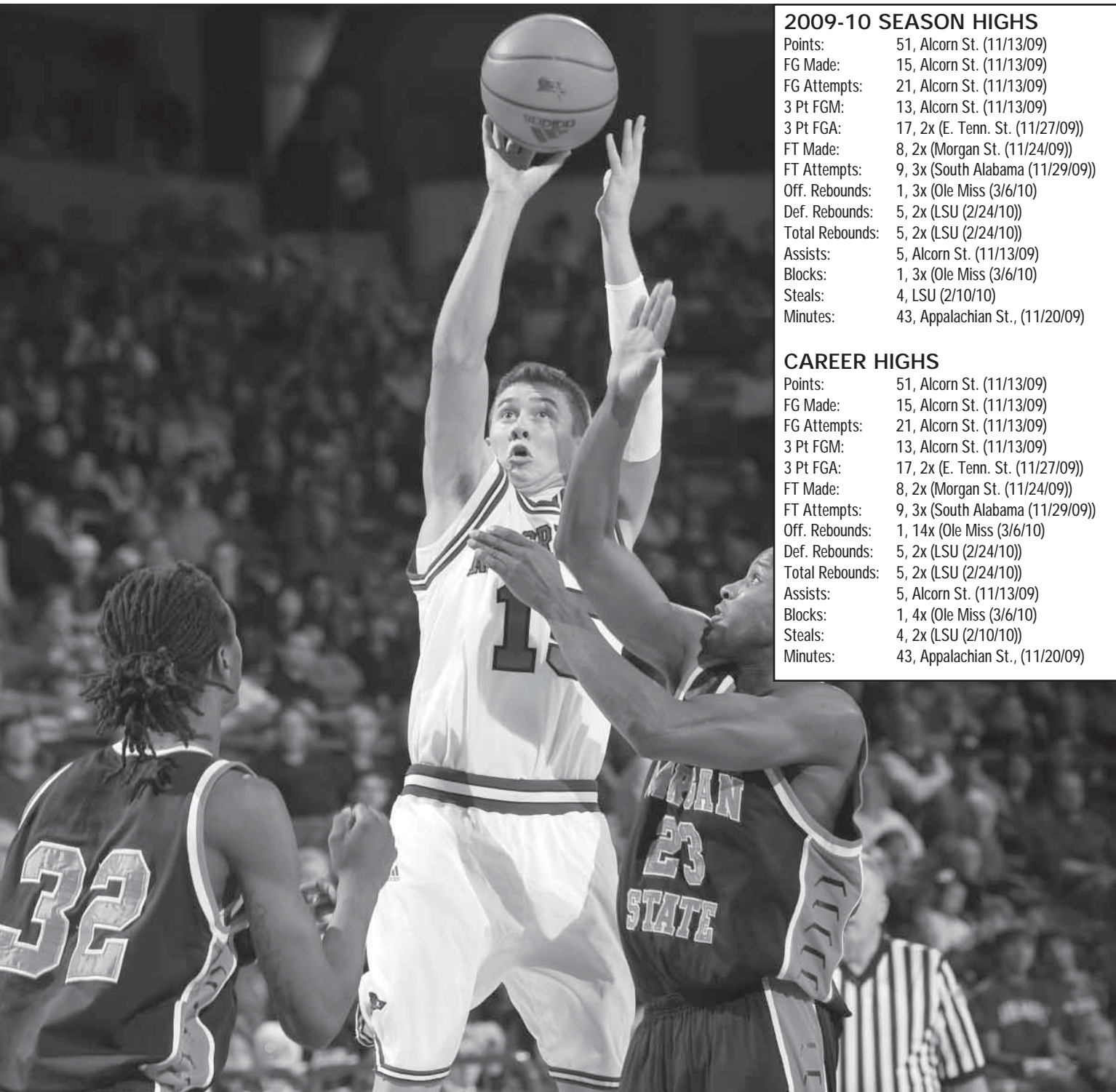
09-10 SEASON

HISTORY

RECORDS

MEDIA

UNIVERSITY



2009-10 SEASON HIGHS

Points: 51, Alcorn St. (11/13/09)
 FG Made: 15, Alcorn St. (11/13/09)
 FG Attempts: 21, Alcorn St. (11/13/09)
 3 Pt FGM: 13, Alcorn St. (11/13/09)
 3 Pt FGA: 17, 2x (E. Tenn. St. (11/27/09))
 FT Made: 8, 2x (Morgan St. (11/24/09))
 FT Attempts: 9, 3x (South Alabama (11/29/09))
 Off. Rebounds: 1, 3x (Ole Miss (3/6/10))
 Def. Rebounds: 5, 2x (LSU (2/24/10))
 Total Rebounds: 5, 2x (LSU (2/24/10))
 Assists: 5, Alcorn St. (11/13/09)
 Blocks: 1, 3x (Ole Miss (3/6/10))
 Steals: 4, LSU (2/10/10)
 Minutes: 43, Appalachian St., (11/20/09)

CAREER HIGHS

Points: 51, Alcorn St. (11/13/09)
 FG Made: 15, Alcorn St. (11/13/09)
 FG Attempts: 21, Alcorn St. (11/13/09)
 3 Pt FGM: 13, Alcorn St. (11/13/09)
 3 Pt FGA: 17, 2x (E. Tenn. St. (11/27/09))
 FT Made: 8, 2x (Morgan St. (11/24/09))
 FT Attempts: 9, 3x (South Alabama (11/29/09))
 Off. Rebounds: 1, 14x (Ole Miss (3/6/10))
 Def. Rebounds: 5, 2x (LSU (2/24/10))
 Total Rebounds: 5, 2x (LSU (2/24/10))
 Assists: 5, Alcorn St. (11/13/09)
 Blocks: 1, 4x (Ole Miss (3/6/10))
 Steals: 4, 2x (LSU (2/10/10))
 Minutes: 43, Appalachian St., (11/20/09)

ROTNEI CLARKE'S CAREER STATISTICS

(Overall)		Total										3-PT			Rebounds										
Year	GP	GS	Min	Avg	FG	FGA	Pct	FG	FGA	Pct	FT	FTA	Pct	Off	Def	Tot	Avg	PF	FO	Ast	TO	Blk	Stl	Pts	Avg
2008-09	30	30	944	31.5	120	294	.408	83	211	.393	43	46	.935	13	43	56	1.9	34	0	32	25	1	27	366	12.2
2009-10	31	30	1058	34.1	151	332	.455	100	234	.427	67	81	.827	5	69	74	2.4	32	0	37	36	3	36	469	15.1
TOTAL	61	60	2002	32.8	271	626	.433	183	445	.411	110	127	.866	18	112	130	2.1	66	0	69	61	4	63	835	13.7

(SEC Only)		Total										3-PT			Rebounds										
Year	GP	GS	Min	Avg	FG	FGA	Pct	FG	FGA	Pct	FT	FTA	Pct	Off	Def	Tot	Avg	PF	FO	Ast	TO	Blk	Stl	Pts	Avg
2008-09	16	16	513	32.1	67	161	.416	46	121	.380	17	19	.895	5	27	32	2.0	17	0	18	14	1	16	197	12.3
2009-10	16	16	531	33.2	66	167	.395	45	120	.375	17	21	.810	2	36	38	2.4	15	0	13	14	2	23	194	12.1
TOTAL	32	32	1044	32.6	133	328	.405	91	241	.378	34	40	.850	7	63	70	2.2	32	0	31	28	3	39	391	12.2

RAZORBACKS

COACHES

PLAYERS

09-10 SEASON

HISTORY

RECORDS

MEDIA

UNIVERSITY



#2

JEMAL FARMER

Guard/Forward • 6-5 • 213 • Senior • 1L • Chicago, Ill.
(Bloom Township HS/Cloud County [Concordia, Kan.] CC)

2010-11 Preview:

Started 16 games in his first season ... improved three-point shooting as year went on ... hit 44 percent from three and 74 percent from the charity stripe ... will be ready for first day of practice after off-season knee

Personal:

Son of Gerald Farmer and Karlene Dunkley ... born Jan. 2, 1989 ... majoring in sociology.



surgery ... versatile guard/forward that can play the two or three.

2009-10 (Junior):


Opened career with a double-double (28-12) and had six assists and no turnovers ... averaged 5.8 points and 3.1 rebounds ... one of three Razorbacks to play all 32 games, making 16 starts ... led the Razorbacks in scoring one time and rebounding four times ... two double-doubles ... eight double-digit scoring games and two double-figure rebounding performances ... double-double against Baylor (11 points, 10 rebounds) ... scored 11 points on a career high three three-point baskets against LSU ... perfect from the floor in 10 minutes played at Alabama, hit both three-point shots he attempted, three shots total ... hit 44% of his three-point shots and 74% at the free throw line ... nearly perfect at Tennessee going 4-4 from the floor, 2-2 from three, 1-2 from the free-throw line and one offensive rebound.


At Cloud County Community College (Freshman-Sophomore):

Named all-region and second-team All-Jayhawk Conference as a sophomore ... led the team in scoring at 17.1 points per game with 4.2 rebounds, 1.7 assists and 1.3 steals ... Shot 45.1 percent from the field and 30.1 percent on threes while knocking down 76.2 percent from the charity stripe ... led Cloud County to a 21-11 record his first season and 18-13 mark in second year ... averaged 16.1 points, 5.4 rebounds and 3.0 assists as a freshman ... signed with Arkansas over Nebraska, Iowa State, Kansas State and UAB.

In High School:

Three-time all-conference selection and two-time all-area pick ... played in the Windy City North-South All-Star Game ... averaged 13.5 points, 7.25 rebounds and 4.0 assists during his four-year prep career ... yearly averages of 17 ppg, 6 rpg, 4 apg as a freshman; 10 ppg, 8 rpg, 3 apg as a sophomore; 13 ppg, 7 rpg, 4 apg as a junior; 14 ppg, 8 rpg, 5 apg as a senior ... played with current Razorback Delvon Johnson at Bloom Township High School.





2009-10 SEASON HIGHS

Points: 28, Alcorn St. (11/13/09)
 FG Made: 9, Alcorn St. (11/13/09)
 FG Attempts: 16, Alcorn St. (11/13/09)
 3 Pt FGM: 3, LSU (2/10/10)
 3 Pt FGA: 4, LSU (2/10/10)
 FT Made: 9, Alcorn St. (11/13/09)
 FT Attempts: 10, Alcorn St. (11/13/09)
 Off. Rebounds: 5, Miss. Valley St. (12/5/09)
 Def. Rebounds: 8, Alcorn St. (11/13/09)
 Total Rebounds: 12, Alcorn St. (11/13/09)
 Assists: 6, Alcorn St. (11/13/09)
 Blocks: 1, 5x (Alabama (1/16/10))
 Steals: 3, LSU (2/24/10)
 Minutes: 35, UAB (1/2/10)

CAREER HIGHS

Points: 28, Alcorn St. (11/13/09)
 FG Made: 9, Alcorn St. (11/13/09)
 FG Attempts: 16, Alcorn St. (11/13/09)
 3 Pt FGM: 3, LSU (2/10/10)
 3 Pt FGA: 4, LSU (2/10/10)
 FT Made: 9, Alcorn St. (11/13/09)
 FT Attempts: 10, Alcorn St. (11/13/09)
 Off. Rebounds: 5, Miss. Valley St. (12/5/09)
 Def. Rebounds: 8, Alcorn St. (11/13/09)
 Total Rebounds: 12, Alcorn St. (11/13/09)
 Assists: 6, Alcorn St. (11/13/09)
 Blocks: 1, 5x (Alabama (1/16/10))
 Steals: 3, LSU (2/24/10)
 Minutes: 35, UAB (1/2/10)

JEMAL FARMER'S CAREER STATISTICS

(Overall)			Total											3-PT			Rebounds										
Year	GP	GS	Min	Avg	FG	FGA	Pct	FG	FGA	Pct	FT	FTA	Pct	Off	Def	Tot	Avg	PF	FO	Ast	TO	Blk	Stl	Pts	Avg		
2009-10	32	16	570	17.8	63	144	.438	11	25	.440	49	66	.742	36	62	98	3.1	68	2	28	37	6	17	186	5.8		
TOTAL	32	16	570	17.8	63	144	.438	11	25	.440	49	66	.742	36	62	98	3.1	68	2	28	37	6	17	186	5.8		
(SEC Only)			Total											3-PT			Rebounds										
Year	GP	GS	Min	Avg	FG	FGA	Pct	FG	FGA	Pct	FT	FTA	Pct	Off	Def	Tot	Avg	PF	FO	Ast	TO	Blk	Stl	Pts	Avg		
2009-10	16	1	170	10.6	15	34	.441	8	11	.727	8	14	.571	9	11	20	1.3	27	0	4	12	1	4	46	2.9		
TOTAL	16	1	170	10.6	15	34	.441	8	11	.727	8	14	.571	9	11	20	1.3	27	0	4	12	1	4	46	2.9		



#21

DELVON JOHNSON

Forward • 6-9 • 220 • Senior • 1L • Chicago, Ill. (Bloom Township HS/Western Illinois/Indian Hills [Ottumwa, Iowa] CC)

2010-11 Preview:

Improved play last season as he became more comfortable ... averaged just 13 minutes per game but could be starter at the five in 2010-11 ... started five games as a junior ... impressed the coaches with improvements in the weight room over the summer.

improvements in the weight room over the summer.

2009-10 (Junior):

One of three Razorbacks to play in every game, making five starts ... averaged 2.6 points and 2.4 rebounds ... scored six points in the season opener in 19 minutes ... made his first start against South Alabama ... played double-digit minutes in 11 of the final 13 games of the season ... grabbed a career best 10 rebounds against South Carolina in 19 minutes ... followed the South Carolina game up with a career best 10 points and two rebounds at Auburn ... set a career high with 27 minutes played at LSU, scoring five points and getting five rebounds ... blocked a career high three shots against Georgia in the SEC Tournament over 21 minutes while grabbing four rebounds.

At Indian Hills Community College (Sophomore):

Averaged 6.9 points, 6.5 rebounds and 1.0 blocked shots ... led his team to a 33-3 record ... team leader in rebounding and blocked shots ... ranked third on the team in field goal percentage, .570 (102-179) ... signed with Arkansas after also considering Ole Miss and TCU.

At Western Illinois (Freshman):


Made two starts in 23 games as a true freshman ... averaged 2.6 points and 3.7 rebounds in 13 minutes per game ... hit 51.1 percent from the field ... ranked fourth on the team in rebounding despite limited minutes ... in conference games he averaged 2.5 points, 3.9 rebounds and hit 52.9 percent of his shots.


In High School:

Played at Bloom Township High School in Chicago ... averaged 10.0 points, 10.0 rebounds and 1.0 blocked shots as a senior ... teammate of current Razorback Jemal Farmer.

Personal:

Son of Craig and Barbara Johnson ... born July 20, 1989 ... majoring in sociology.





2009-10 SEASON HIGHS

Points: 10, Auburn (2/20/10)
 FG Made: 5, Auburn (2/20/10)
 FG Attempts: 6, 2x (Auburn (2/20/10))
 3 Pt FGM: 3, LSU (2/24/10)
 FT Made: 4, 3x (LSU (2/24/10))
 FT Attempts: 4, 2x (S. Carolina (2/17/10))
 Off. Rebounds: 6, S. Carolina (2/17/10)
 Def. Rebounds: 10, S. Carolina (2/17/10)
 Total Rebounds: 2, Tennessee (3/3/10)
 Assists: 3, Georgia (3/11/10)
 Blocks: 1, 8x (Ole Miss (3/6/10))
 Steals: 23, Baylor (12/30/09)
 Minutes:

CAREER HIGHS

Points: 10, Auburn (2/20/10)
 FG Made: 5, Auburn (2/20/10)
 FG Attempts: 6, 2x (Auburn (2/20/10))
 3 Pt FGM: 3, LSU (2/24/10)
 FT Made: 4, 3x (LSU (2/24/10))
 FT Attempts: 4, 2x (S. Carolina (2/17/10))
 Off. Rebounds: 6, S. Carolina (2/17/10)
 Def. Rebounds: 1-, S. Carolina (2/17/10)
 Total Rebounds: 2, Tennessee (3/3/10)
 Assists: 3, Georgia (3/11/10)
 Blocks: 1, 8x (Ole Miss (3/6/10))
 Steals: 23, Baylor (12/30/09)
 Minutes:

DELVON JOHNSON'S CAREER STATISTICS

(Overall)		Total						3-PT			Rebounds														
Year	GP	GS	Min	Avg	FG	FGA	Pct	FG	FGA	Pct	FT	FTA	Pct	Off	Def	Tot	Avg	PF	FO	Ast	TO	Blk	Stl	Pts	Avg
2009-10	32	5	425	13.3	36	63	.571	0	0	.000	12	24	.500	30	46	76	2.4	51	1	2	12	16	8	84	2.6
TOTAL	32	5	425	13.3	36	63	.571	0	0	.000	12	24	.500	30	46	76	2.4	51	1	2	12	16	8	84	2.6

(SEC Only)		Total						3-PT			Rebounds														
Year	GP	GS	Min	Avg	FG	FGA	Pct	FG	FGA	Pct	FT	FTA	Pct	Off	Def	Tot	Avg	PF	FO	Ast	TO	Blk	Stl	Pts	Avg
2009-10	16	2	204	12.8	16	27	.593	0	0	.000	4	9	.444	14	26	40	2.5	22	0	1	4	8	4	36	2.3
TOTAL	16	2	204	12.8	16	27	.593	0	0	.000	4	9	.444	14	26	40	2.5	22	0	1	4	8	4	36	2.3

RAZORBACKS

COACHES

PLAYERS

09-10 SEASON

HISTORY

RECORDS

MEDIA

UNIVERSITY



#23

JULYSSES NOBLES

Guard • 6-1 • 170 • Sophomore • 1L • Jackson, Miss.
(Callaway HS)

2010-11 Preview:

Proved early that he could play at the highest levels ... strong defender on the ball ... takes care of the ball at the point ... allows Arkansas to elevate the pace of play ... should be able to score more as he matures as a player

... career high 11 assists in 35 minutes against East Tennessee St. last season.

2009-10 (Freshman):


Started the first 14 games of the season ... averaged 4.0 points, 1.7 rebounds and 2.6 assists ... ranked second on the Razorbacks in assists (74) and steals (34) ... 1.5 assist-turnover ratio ... played all 40 minutes against No. 20 Louisville with seven assists and three turnovers ... scored a career best 17 points against Morgan St. on 57% shooting and eight free throws ... career best 11 assists vs. three turnovers against East Tennessee State ... scored only two points but played tireless defense in road upset of No. 18 Ole Miss with two steals and two assists in the game ... made four steals and scored six points against Georgia in the first round of the SEC Tournament.

In High School:

Led Callaway High School (33-6) to the Mississippi Class 4A and overall state championship ... finalist for the state's Mr. Basketball award ... averaged 20.9 points, 6.3 assists and 5.1 rebounds ... ranked No. 46 point guard in the nation by ESPN ... earned his team's best defense and best offense awards as a senior ... team captain ... earned the most assists award three years ... team MVP twice ... averaged 11.0 points and 6.0 assists as a sophomore, and 13.0 points and 7.0 assists as a junior ... signed with the Razorbacks after also receiving offers from Florida State, Baylor, Wichita State, Alabama-Birmingham, Tulane and Georgia State.

Personal:

Son of Julia Nobles and James Williams ... born July 12, 1990 ... majoring in kinesiology.





2009-10 SEASON HIGHS	
Points:	17, Morgan St. (11/24/09)
FG Made:	4, 2x (Ole Miss (3/6/10))
FG Attempts:	8, 2x (E. Tenn. St. (11/27/09))
3 Pt FGM:	2, 2x (Ole Miss (3/6/10))
3 Pt FGA:	3, 4x (Ole Miss (3/6/10))
FT Made:	8, Morgan St. (11/24/09)
FT Attempts:	12, Morgan St. (11/24/09)
Off. Rebounds:	1, 3x (Ole Miss (3/6/10))
Def. Rebounds:	5, Miss. Valley St. (12/5/09)
Total Rebounds:	6, Miss. Valley St. (12/5/09)
Assists:	11, E. Tenn. St. (11/27/09)
Blocks:	
Steals:	5, Alcorn St. (11/13/09)
Minutes:	44, Appalachian St., (11/20/09)

CAREER HIGHS	
Points:	17, Morgan St. (11/24/09)
FG Made:	4, 2x (Ole Miss (3/6/10))
FG Attempts:	8, 2x (E. Tenn. St. (11/27/09))
3 Pt FGM:	2, 2x (Ole Miss (3/6/10))
3 Pt FGA:	3, 4x (Ole Miss (3/6/10))
FT Made:	8, Morgan St. (11/24/09)
FT Attempts:	12, Morgan St. (11/24/09)
Off. Rebounds:	1, 3x (Ole Miss (3/6/10))
Def. Rebounds:	5, Miss. Valley St. (12/5/09)
Total Rebounds:	6, Miss. Valley St. (12/5/09)
Assists:	11, E. Tenn. St. (11/27/09)
Blocks:	
Steals:	5, Alcorn St. (11/13/09)
Minutes:	44, Appalachian St., (11/20/09)

RAZORBACKS
COACHES
PLAYERS
09-10 SEASON
HISTORY
RECORDS
MEDIA
UNIVERSITY

JULYSSES NOBLES' CAREER STATISTICS

(Overall)		Total											3-PT			Rebounds									
Year	GP	GS	Min	Avg	FG	FGA	Pct	FG	FGA	Pct	FT	FTA	Pct	Off	Def	Tot	Avg	PF	FO	Ast	TO	Blk	Stl	Pts	Avg
2009-10	28	14	513	18.3	36	90	.400	12	33	.364	28	51	.549	4	43	47	1.7	50	1	74	49	0	34	112	4.0
TOTAL	28	14	513	18.3	36	90	.400	12	33	.364	28	51	.549	4	43	47	1.7	50	1	74	49	0	34	112	4.0

(SEC Only)		Total											3-PT			Rebounds									
Year	GP	GS	Min	Avg	FG	FGA	Pct	FG	FGA	Pct	FT	FTA	Pct	Off	Def	Tot	Avg	PF	FO	Ast	TO	Blk	Stl	Pts	Avg
2009-10	13	0	133	10.2	12	28	.429	5	14	.357	2	7	.286	1	12	13	1.0	12	0	12	9	0	10	31	2.4
TOTAL	13	0	133	10.2	12	28	.429	5	14	.357	2	7	.286	1	12	13	1.0	12	0	12	9	0	10	31	2.4



#33

MARSHAWN POWELL

Forward • 6-7 • 220 • Sophomore • 1L • Newport News, Va.
(The Miller School [Charlottesville, Va.])

2010-11 Preview:

Work ethic that impressed coaches ... taken his attitude to the classroom ... has ability to make the three and drive ... needs to utilize the mid-range jumper more ... attended the Kevin Durant and LeBron James Skills Academies ...

aged 22.0 points, 12.0 rebounds and 3.0 blocked shots as a junior on a club that went 34-3 ... state player of the year in both 2007 and 2008 ... also played one year of lacrosse at the Miller School ... signed with Arkansas after also considering Pittsburgh, Kansas State, Clemson, Virginia Tech, Virginia, Maryland, Florida State, New Mexico, North Carolina State, LaSalle and Massachusetts.

Personal:

Son of James and Anna Powell ... born Jan. 15, 1990 ... he is enrolled in the Fulbright College of Arts and Sciences.




named preseason honorable mention All-America, first-team All-SEC and the No. 9 inside-out threat by Athlon ... tabbed as preseason All-SEC pick by Blue Ribbon College Yearbook.

2009-10 (Freshman):

Rivals.com third-team Freshman All-American ... unanimous selection to SEC All-Freshman team by league coaches ... SEC All-Freshman team by Sporting News ... third leading scorer among freshmen in Arkansas history (Scotty Thurman, Joe Johnson) ... second leading rebounder among freshmen in school history (Sidney Moncrief) ... No. 6 freshman in the nation in field goal percentage (.500) ... averaged 14.9 points and 6.7 rebounds ... ranked No. 78 in the nation and No. 6 among freshmen in field goal percentage (50.0) ... led the team in rebounds, blocked shots, points, games played, games started and field goal percentage ... SEC Freshman of the Week on Feb. 1 after the Miss. St. and Ole Miss games ... led the team in scoring 10 and rebounding 13 times ... tallied seven 20-point games ... scored in double figures in 23 of 32 games ... three double-doubles ... career high 29 points against Appalachian St. ... SEC career high 27 points against Vanderbilt ... scored 26 points on 10-16 from the floor and 6-7 from the line against South Carolina and 23 at Auburn for his first back-to-back 20-point games ... in first conference game scored 25 points against Miss. St. with eight rebounds (five offensive), three assists and two steals ... named No. 18 Impact Freshman by Foxsports.com in the preseason ... in the summer attended the Kevin Durant and LeBron James Skills Academies.

In High School:

Averaged 22.0 points, 10.0 rebounds and 3.0 blocked shots as a senior ... the Miller School in Charlottesville, Va., went 32-4 his senior year and won the Virginia Independent Schools Division II title over Atlantic Shores where he scored 15 points in a 69-61 victory ... He tallied 14 points in a 48-45 victory over Blue Ridge to claim the Division I title ... ranked the No. 16 power forward and No. 47 overall prospect by Scout.com ... ranked the No. 25 power forward and No. 73 prospect by ESPN ... aver-





2009-10 SEASON HIGHS

Points: 29, Appalachian St., (11/20/09)
 FG Made: 13, Appalachian St., (11/20/09)
 FG Attempts: 21, Vanderbilt (2/27/10)
 3 Pt FGM: 2, Appalachian St., (11/20/09)
 3 Pt FGA: 4, 2x (Texas (1/5/10))
 FT Made: 6, UAB (1/2/10)
 FT Attempts: 10, Delaware St. (12/7/09)
 Off. Rebounds: 6, 2x (Tennessee (3/3/10))
 Def. Rebounds: 9, Miss. St. (1/28/10)
 Total Rebounds: 11, 2x (Louisville (11/17/09))
 Assists: 3, 5x (Auburn (2/20/10))
 Blocks: 5, Alcorn St. (11/13/09)
 Steals: 4, Texas (1/5/10)
 Minutes: 38, 2x (Ole Miss (3/6/10))

CAREER HIGHS

Points: 29, Appalachian St., (11/20/09)
 FG Made: 13, Appalachian St., (11/20/09)
 FG Attempts: 21, Vanderbilt (2/27/10)
 3 Pt FGM: 2, Appalachian St., (11/20/09)
 3 Pt FGA: 4, 2x (Texas (1/5/10))
 FT Made: 6, UAB (1/2/10)
 FT Attempts: 10, Delaware St. (12/7/09)
 Off. Rebounds: 6, 2x (Tennessee (3/3/10))
 Def. Rebounds: 8, Alcorn St. (11/13/09)
 Total Rebounds: 11, 2x (Louisville (11/17/09))
 Assists: 3, 5x (Auburn (2/20/10))
 Blocks: 5, Alcorn St. (11/13/09)
 Steals: 4, Texas (1/5/10)
 Minutes: 38, 2x (Ole Miss (3/6/10))

MARSHAWN POWELL'S CAREER STATISTICS

Year	GP	GS	Min	Avg	Total			3-PT			FT	FTA	Pct	Rebounds			PF	FO	Ast	TO	Blk	Stl	Pts	Avg	
					FG	FGA	Pct	FG	FGA	Pct				Off	Def	Tot									Avg
2009-10	32	32	992	31.0	190	380	.500	8	37	.216	90	142	.634	74	141	215	6.7	87	2	45	66	42	32	478	14.9
TOTAL	32	32	992	31.0	190	380	.500	8	37	.216	90	142	.634	74	141	215	6.7	87	2	45	66	42	32	478	14.9

Year	GP	GS	Min	Avg	Total			3-PT			FT	FTA	Pct	Rebounds			PF	FO	Ast	TO	Blk	Stl	Pts	Avg	
					FG	FGA	Pct	FG	FGA	Pct				Off	Def	Tot									Avg
2009-10	16	16	509	31.8	99	196	.505	2	16	.125	41	61	.672	42	69	111	6.9	44	1	25	34	19	14	241	15.1
TOTAL	16	16	509	31.8	99	196	.505	2	16	.125	41	61	.672	42	69	111	6.9	44	1	25	34	19	14	241	15.1



#31

MICHAEL SANCHEZ

Forward • 6-8 • 236 • Junior • 2L • Springdale, Ark.
(Har-Ber HS)

2010-11 Preview:

Bigger forward who gives Arkansas size in the paint ... recovered from plantar fasciitis which kept him out most of the 2009-10 season ... can handle and pass the ball from the post ... gave the Razorbacks' 5.9 points and 4.9 rebounds as a fresh-



man ... experienced as he enters his fourth year in the program.

2009-10 (Sophomore):

Missed the first five and final 23 games of the season to plantar fasciitis ... played in four contests in late November and early December ... averaged 4.0 points and 1.8 rebounds per contest in 58 minutes of action ... posted a season best seven points at Oklahoma and grabbed a season high three rebounds against Delaware St.

2008-09 (Freshman):

Played in all 30 games with 28 starts ... averaged 5.9 points, 4.9 rebounds (third on the team) and 23.3 minutes ... Hit 44.8 (56-125) percent of his shots and 72.2 (65-90) percent of his free throws ... averaged 5.1 points and 3.7 rebounds in SEC play ... led the team in rebounding four times ... double digits in scoring six times and rebounding four times ... scored five points and grabbed a season best 12 rebounds in the season opener against Southeastern Louisiana ... grabbed another 12 rebounds and added 12 points against California-Davis for his first double-double ... first Razorback to open a season with three straight double-figure rebounding efforts since Derek Hood in 1997 with 11 rebounds at Missouri State ... scored 12 points and six rebounds in upset of No. 4 Oklahoma ... played with Reach USA, a division of Sports Reach (a Christian sports ministry), in a summer tour of China averaging 8.2 points and 7.0 rebounds on a team that went 1-3-1 against the third-ranked professional team in the country ... named to SEC Academic Honor Roll.

2007-08 (Redshirt):


Redshirted his true freshman year because of Arkansas' depth at the front court ... averaged 9.0 points and 4.5 rebounds in two exhibition games in Cancun over Labor Day weekend ... scored the game-winning basket in the final seconds against Quintana Roo ... named to Lon Farrell Academic Honor roll in the fall.

In High School:

Averaged 15.8 points, 13.8 rebounds and 7.0 assists for Har-Ber High School ... led the Wildcats to a 24-6 record and the Class 7A championship game as a senior ... recorded a double-double in every conference game he played ... first-team All-Arkansas, all-state and Class 7A state all-tournament team ... all-area by the Morning News ... scored 16 points and grabbed seven rebounds in state title game and 18 points and 14 boards in state semifinal ... averaged 18.0 points 11.0 rebounds as a junior ... Har-Ber went 15-14 as a team ... as a sophomore averaged 18.0 points and 12.0 rebounds ... was ranked among the top 50 sophomores in the nation by Scout.com ... invited to the NBA Players Association Camp and Reebok ABCD camp ... played AAU basketball while considering his college and prep school options for the Arkansas Hawks and averaged 20.0 points and 13.0 rebounds ... was an honors graduate and a member of the Fellowship of Christian Athletes ... signed with Arkansas after also considering Kentucky, Wake Forest, Colorado, Michigan, New Mexico, New Mexico State and Tennessee.

Personal:

Son of Albert and Kim Sanchez ... born Aug. 21, 1988 ... majoring in business with a minor in sociology ... his mother played basketball at Arkansas and his father ran track for the Razorbacks.





2009-10 SEASON HIGHS

Points: 7, Oklahoma (12/2/09)
 FG Made: 3, Oklahoma (12/2/09)
 FG Attempts: 7, Oklahoma (12/2/09)
 3 Pt FGM: 1, Oklahoma (12/2/09)
 3 Pt FGA: 1, Oklahoma (12/2/09)
 FT Made: 6, South Alabama (11/29/09)
 FT Attempts: 10, South Alabama (11/29/09)
 Off. Rebounds: 1, 2x (Oklahoma (12/2/09))
 Def. Rebounds: 2, Miss. Valley St. (12/5/09)
 Total Rebounds: 3, Miss. Valley St. (12/5/09)
 Assists: 2, South Alabama (11/29/09)
 Blocks:
 Steals: 1, Miss. Valley St. (12/5/09)
 Minutes: 24, Oklahoma (12/2/09)

CAREER HIGHS

Points: 14, NCCU (12/10/08)
 FG Made: 5, 2x (Oklahoma (12/30/08))
 FG Attempts: 9, 2x (Alabama (1/29/09))
 3 Pt FGA: 1, 2x (Oklahoma (12/2/09))
 FT Made: 8, NCCU (12/10/08)
 FT Attempts: 10, South Alabama (11/29/09)
 Off. Rebounds: 5, NCCU (12/10/08)
 Def. Rebounds: 10, UCD (11/20/08)
 Total Rebounds: 12, 2x (Cal-Davis (11/20/08))
 Assists: 4, NCCU (12/10/08)
 Blocks: 1, 6x (South Carolina, 2/21/09)
 Steals: 2, 2x (Ole Miss (3/4/09))
 Minutes: 39, Missouri St. (11/22/08)

MICHAEL SANCHEZ'S CAREER STATISTICS

				Total			3-PT						Rebounds													
(Overall)		GP	GS	Min	Avg	FG	FGA	Pct	FG	FGA	Pct	FT	FTA	Pct	Off	Def	Tot	Avg	PF	FO	Ast	TO	Blk	Stl	Pts	Avg
2008-09	30	28	699	23.3	56	125	.448	0	1	.000	65	90	.722	48	100	148	4.9	85	1	20	40	6	18	177	5.9	
2009-10	4	0	58	14.5	3	11	.273	0	1	.000	10	17	.588	3	4	7	1.8	12	1	3	7	0	2	16	4.0	
TOTAL	34	28	757	22.3	59	136	.434	0	2	.000	75	107	.701	51	104	155	4.6	97	2	23	47	6	20	193	5.7	
(SEC Only)		GP	GS	Min	Avg	FG	FGA	Pct	FG	FGA	Pct	FT	FTA	Pct	Off	Def	Tot	Avg	PF	FO	Ast	TO	Blk	Stl	Pts	Avg
2008-09	16	14	352	22.0	24	58	.414	0	1	.000	33	47	.702	23	36	59	3.7	45	0	5	21	1	9	81	5.1	
TOTAL	16	14	352	22.0	24	58	.414	0	1	.000	33	47	.702	23	36	59	3.7	45	0	5	21	1	9	81	5.1	

RAZORBACKS

COACHES

PLAYERS

09-10 SEASON

HISTORY

RECORDS

MEDIA

UNIVERSITY



#20



Kikko Haydar

Guard • 5-10 • 165 • Freshman • HS • Fayetteville, Ark.
(Fayetteville HS)

2010-11 Preview:

Extremely athletic and quick ... scrappy defender who never backs down ... could challenge for minutes in the guard rotation.

In High School:

A two-time all-conference and all-state player ... named the Big 6, 7A West and regional MVP as a senior ... led Fayetteville High School to back-to-back-to-back 7A West conference titles ... point guard for the undefeated (30-0) 7A state championship team his junior year where Fayetteville was ranked No. 8 in the nation ... paced the Bulldogs to three state final four appearances, finishing third as a sophomore, champions as a junior and runner-up as a senior ... averaged 20.1 points, 2.5 rebounds, 5.0 assists and 3.0 steals per game as a senior ... posted a career high 33-point performance against Dobbyns Bennett ... named player of the game for the West at the Arkansas High School All-Star game.

Personal:

Son of Adnan and Paula Haydar ... born Dec. 16, 1991 ... majoring in biology ... third athlete in Arkansas history to earn a Bodenhamer Fellowship ... his parents are both professors at Arkansas ... born Fuad Haydar but goes by the name Kikko.



NICK MASON

Guard • 5-10 • 160 • Junior • SQ • Jonesboro, Ark. (Jonesboro HS)

2010-11 Preview:

Role player ... gives Razorbacks added depth at guard ... has seen action in three games over the past two seasons.

2009-10 (Sophomore):

Saw action in two games ... committed one foul and one turnover in one minute of action ... played in Arkansas' victory against LSU on Feb. 10 and at the SEC Tournament against Georgia.

2008-09 (Freshman):

Joined the team as a walk-on during pre-season workouts ... dressed and played for the first time against Northwestern State ... missed his only shot attempt and had two turnovers.

In High School:

Started one season with Jonesboro High School ... earned MVP honors at the Arkansas All-Star game ... helped Jonesboro win the state championship as a junior ... averaged just under 13 points and more than five assists as a senior ... all-state and all-conference performer in multiple sports playing football, basketball and track ... played for the Arkansas Kings in AAU basketball and was a part of seven state championships.

Personal:

Son of Dr. J.W. and Dr. Jennifer Mason ... born Dec. 27, 1989 ... he is enrolled in the Walton College of Business.

#11



JEFF PETERSON

Guard • 6-0 • 192 • Junior • TR • Springfield, Mo. (DeMatha HS/Iowa)

#30

2010-11 Preview:

Could have a huge impact at the point this season ... tremendous human being and student according to coach Pelphrey ... touted as an impact transfer by Athlon's preseason prospectus.

2009-10 (Redshirt):

Redshirted because of NCAA transfer rules ... Athletic Department Honor Roll for fall semester ... Athletic Department Athletic Director's List for spring semester.

At Iowa:

Started all 25 games as a sophomore ... missed the final seven games with a hamstring injury ... averaged 10.6 points, 4.2 assists, 2.4 rebounds and 1.2 steals in 2009 ... was 24th in the Big Ten in scoring, seventh in assists, seventh in free throw percentage (.825, 80-97), 13th in steals, 10th in assist-to-turnover ratio (1.34) and 11th in minutes played (32.96) ... three-point percentage of .397 would have ranked sixth with two more made shots to qualify for the statistic ... shot 45 percent (81-180) from the floor, which was the best on the team for players with 100 or more attempts ... third on the team in scoring, first in assists and second in steals as Iowa went 15-17 overall and 5-13 in the Big Ten ... in conference play, was third on the team in scoring (11.6), and first in assists (4.9) and steals (1.2) while adding 2.6 rebounds ... shot 40.4 percent from the field (42-104), 78.8 percent at the line (41-52) and 36.8 percent on threes (14-38) ... named to the all-tournament team at the Las Vegas Invitational ... led the team in scoring five times, assists 17 times and in steals 11 times ... season highs of 18 points against Kansas State and Northern Iowa, nine assists against Oakland, four steals against Northwestern, and five rebounds against Wisconsin and Indiana ... as a freshman in 2008, played in 30 games with 11 starts ... averaged 5.2 points, 3.1 assists and 2.0 rebounds ... season highs of 20 points against Northern Colorado, five rebounds three times, nine assists against Michigan and Idaho State, and two steals three times.

In High School:

Prepped at DeMatha High School in the Washington, D.C., area ... earned first-team all-conference and honorable mention all-metro honors as a senior ... team captain and team MVP as a senior ... averaged 13.9 points, 7.7 assists, 3.4 rebounds and 1.8 steals his final year ... shot 43 percent on threes and 79 percent at the line in leading DeMatha to a 33-6 record and a third straight Washington, D.C., city championship ... DHS was ranked as high as second in the nation before finishing the year No. 16 ... as a junior, he averaged 10.1 points on a team going 34-1 and ending the year ranked No. 3 in the country ... team's sixth man as a sophomore averaging 7.0 points and 3.0 assists on a 29-2 club with a final national ranking of No. 9 ... 3.98 cumulative grade point average in high school and graduated in the top five percent of his class.

Personal:

Son of John Peterson and Chequita Hendrick ... born Jan. 27, 1989 ... majoring in business ... left Iowa with a 3.3 grade point average in business.



Rickey Scott

Guard • 6-3 • 195 • Freshman • HS • Irving, Texas (MacArthur HS)

#3

2010-11 Preview:

A bigger guard who can elevate well ... has shown an ability to handle the workout loads ... came in with a strong base in the weight room.

In High School:

Four-year letterwinner at MacArthur High School in Irving, Texas ... led the Dallas-Fort Worth, Texas area in scoring at 22.9 points per game as a senior ... led MacArthur to a 21-11 record his senior year ... named the 7-5A most valuable player as well as first-team all-district 7-5A ... Texas Association of Basketball Coaches all-state selection, second-team all-area ... Dallas Morning News' MVP of the Colony Basketball Tournament ... all-star participant and Academic All-American all-star participant ... led the Cardinals in scoring in each of his final two seasons ... three-time first-team all-district selection and four time honoree by the district ... led MacArthur to two state playoffs ... rated a three-star prospect by Scout.com and a four star by Rivals.com ... Rivals.com has Scott as the No. 75 freshman in the nation and ranks him as the No. 1 best defender among the class of 2010 shooting guards stating "name the perimeter position that needs to be stymied, and Scott, who is a natural defender, will be up for the challenge" ... second-team all-district player in football as a sophomore ... active participant in Big Dogs, a non-profit youth pals organization mentoring children ... signed with the Razorbacks after also considering Baylor, Kansas State, Memphis, Missouri, SMU and Texas Tech.

Personal:

Son of Rickey Sr. and Cynthia Scott ... born Dec. 15, 1991 ... he is enrolled in the Fulbright College of Arts and Sciences.



#1



Mardracus Wade

Guard • 6-2 • 170 • Freshman • HS • Memphis, Tenn.
(Hargrave [Va.] Military Academy)

2010-11 Preview:

Solid defender who should help Razorbacks defense ... hard worker who shows up early and stays late ... named one of the toughest perimeter defenders in Athlon's preseason prospectus.

In High School:

Spent his final season of high school at Hargrave (Va.) Military Academy averaging 20.1 points, 4.0 rebounds, 5.0 assists and 5.0 steals per game ... Named to the all-prep team and led Hargrave to the National Prep Tournament Final Four ... played at Memphis Mitchell High School prior to his senior year averaging more than 23 points per game as a junior ... three-time all-district and all-regional performer for Mitchell ... all-state as a freshman and the freshman of the year for class AA ... four star recruit by Scout.com and the No. 23 shooting guard in the nation ... Rivals.com has him ranked as the No. 4 best defender among shooting guards stating "full of passion for the task and blessed with natural defensive ability, Wade will give SEC guards headaches" ... Rivals also ranks him as a three-star recruit and the No. 27 shooting guard ... signed with the Razorbacks after also considering Alabama, Baylor, Massachusetts, Ole Miss, Mississippi State, Missouri, Oregon State and Vanderbilt.

Personal:

Son of Cannon and Pamela Davis ... born June 1, 1991 ... he is enrolled in the Fulbright College of Arts and Sciences.



Marvell Waithe

Forward • 6-9 • 216 • Junior • TR • Toronto, Canada
(Sir Wilfrid Laurier CI/Tallahassee CC)

#22

2010-11 Preview:

A great touch with his shot ... at 6-9 can play the four, but has the touch to move outside ... athletic and long, has a nose for the basketball ... chance to give the front court a huge lift ... know that you can run a pick and he'll be able to get a shot off.

At Tallahassee Community College:

National Junior College Athletic Association (NJCAA)preseason All-American ... fourth-team Super Sophomore by Sporting News ... two-time first-team All-Panhandle Conference player ... Florida Community College Activities Association (FCCAA) all-tournament selection ... All-FCCAA and NJCAA Region VIII ... member of PC Media's All-Freshman team and a FCAA Player of the week ... as a sophomore led Tallahassee Community College in scoring with 15.5 points per game while grabbing 6.9 rebounds per contest and shooting nearly 50 percent from the floor, 30 percent from three point and nearly 78 percent from the free throw line ... led the Eagles to a 25-6 record in 2009-10 and a spot in the FCCAA Championship game ... his freshman year he averaged 18.9 points and 8.6 rebounds at TCC for a team that went 15-13 ... exploded onto the JUCO scene in his first game with 21 points and a school record 23 rebounds to notch the first 20-20 game in Tallahassee history ... rated as a three-star recruit by Scout.com and Rivals.com coming out of TCC ... was one of three ranked power forwards from the junior college ranks by Scout ... signed with the Razorbacks after also considering Rutgers.

In High School:

Mr. Basketball in Canada in 2006 ... three-star prospect by both Rivals and Scout ... averaged 35 points, 12 rebounds, three assists and three blocks as a senior and scored 40-plus points two times in his prep career ... tournament all-star at the Humber College Classic ... participant at the Nike Hoops Summit as well as the U.S.-International All-Star game ... considered Duquesne, Rutgers and Cincinnati before signing with Loyola Univ. Chicago, but was not cleared by the NCAA Clearinghouse which led to a year of prep school and eventually to junior college.

Personal:

Son of Florence Haughton and Francis Waithe ... born Oct. 20, 1987 ... he is enrolled in the Fulbright College of Arts and Sciences.



2009 - 2010

REVIEW



RAZORBACKS

SEC Post-Season Awards

Three Razorbacks were honored with post-season awards by the SEC. Sophomore Rotnei Clarke was named to the community service team for his work speaking at numerous functions and his frequent attendance at campus events. Sophomore Courtney Fortson was named second-team All-SEC making him the 19th player in school history to earn a first or second-team honor. Marshawn Powell rounded out the All-SEC honors with his inclusion to the All-Freshman team. He is the 13th player to be named to that SEC squad.

Associated Press All-SEC Honorable Mention

Courtney Fortson earned Associated Press honorable mention All-SEC honors. Fortson's honor is the 25th by a Razorback since 1992 and his first.

USBWA All District VII

Rotnei Clarke was named to the U.S. Basketball Writer's District VII team for his performance this season. The honor is a first for Clarke and he is the sixth Razorback to be named to the team. Arkansas has had a person named to the District VII team in each of the last eight seasons.

Sporting News All-SEC Freshman

Backing up his All-SEC Freshman honor by the league coaches, Marshawn Powell was also named to the *Sporting News'* All-SEC Freshman team. The *Sporting News* was the first national publication to honor Powell for his accomplishments last season.

Freshman All-America

Added to Marshawn Powell's growing list of accolades last season was Rivals.com's third-team Freshman All-America honor. Powell is the seventh Razorback to garner Freshman All-America status joining Patrick Beverley, Ronnie Brewer, Courtney Fortson, Joe Johnson, Scotty Thurman and Corliss Williamson.



All-Freshman Team

Marshawn Powell was one of four unanimous selections to the SEC All-Freshman team. Powell is the 13th Arkansas player to be named to the All-Freshman team since 1993 and the second in as many years. Powell completed the regular season No. 3 on the Arkansas roster in scoring at 15.1 per game and No. 1 in rebounding at 6.7 per contest. He also led the Razorbacks in blocked shots and was second in steals.

Third in the SEC West

The Razorbacks exceeded the expectations of the Southeastern Conference coaches when they finished third in the SEC's Western Division. The third-place finish by the Razorbacks was the highest by Arkansas since the 2007-08 season when it finished second. This is the 14th time in 19 seasons in the conference that Arkansas has been among the top three in its division. (4-1st, 7-2nd, 3-3rd, 2-4th, 1-5th, 2-6th)

COACHES

PLAYERS

09-10 SEASON

HISTORY

RECORDS

MEDIA

UNIVERSITY



The Single-Season List

Rotnei Clarke completed the season with 100 three-point baskets, a total that places him second on Arkansas' all-time top five for a single season. Clarke finished the year just two three-point baskets away from Arkansas' single-season record of 102 which Scotty Thurman hit during the 1994-95 season. Clarke is just the second Razorback to hit for 100 three-point baskets in a season.

15th in SEC History

Rotnei Clarke's 100 three pointers this season make him the 15th player in Southeastern Conference history to hit triple digits in the category. He is the second Razorback on the list and his 100 three-point baskets is tied for the 17th most in a single season with Tay Waller of Alabama who hit 100 in 2009.

Opening Game Records

Rotnei Clarke's 51-point effort against Alcorn State was a night for the record books as the sophomore eclipsed seven Arkansas and Southeastern Conference marks. Clarke broke Arkansas records for points in a game with his 51 (Martin Terry, 47 vs. SMU, 1973) and three-point baskets in a game with 13 (Al Dillard, 12 vs. Delaware St. in 1993). He broke the Southeastern Conference record for three-pointers (Dillard's 13 vs. Delaware St.). He also eclipsed Bud Walton Arena records for most points by a Razorback (Al Dillard, 39 vs. Delaware St., 1993), most points by any player (Jodie Meeks of Kentucky, 45, 2009), field goals made with 15 (Al Dillard, 13 vs. Delaware St., 1993) and three pointers made (Al Dillard vs. Delaware St.).

Just the Fifth

Mike Washington made history when Arkansas played South Carolina by becoming just the 33rd player in school history to score 1,000 points. What makes Washington's situation even more unique is the fact that he is one of just 10 players in Arkansas history to score 1,000 points and grab 600 rebounds and became one of just five to have 1,000 points, 600 rebounds and 100 blocks.

The 1,000-600-100 club

	Points	Rebounds	Blocks
Todd Day	2,395 (1)	673 (8)	102 (8)
Oliver Miller	1,674 (9)	886 (3)	345 (1)
Darian Townes	1,318 (19)	644 (11)	194 (4)
Derek Hood	1,247 (22)	1,002 (2)	103 (7)
Mike Washington	1,065 (29)	651 (9)	107 (6)

all-time Arkansas rankings in parenthesis

Fortson Scores 35

He had just two points at the half and over the final 20 minutes of the game, of which he played every second, Courtney Fortson scored 33 points to end with a career high 35. His 33 second-half points matched Mississippi State's total output for the period and to go along with his scoring output, Fortson also grabbed season highs for offensive rebounds, defensive rebounds, total rebounds and steals. On the night Fortson went 9-17 from the floor, 3-6 from three, a career best 14-18 from the free throw line, seven rebounds, four assists, two steals and just one personal foul.

Arkansas' SEC Winning Streaks

Arkansas' five-game winning streak tied for the fourth longest by any Razorback team since joining the SEC for the 1991-92 season and is the longest by a Razorback team since the 2006 season.



RECORD:	OVERALL	HOME	AWAY	NEUTRAL
ALL GAMES	14-18	12-9	2-7	0-2
CONFERENCE	7-9	5-3	2-6	0-0
NON-CONFERENCE	7-9	7-6	0-1	0-2

DATE	TIME	OPPONENT	SCORE	ATTEND	HIGH POINTS	HIGH REBOUNDS
11-13-09	7 p.m.	ALCORN ST.	W 130-68	12067	(51)CLARKE, Rotnei	(12)FARMER, Jemal
11-17-09	6:30 p.m.	% vs Louisville	L 66-96	12107	(16)CLARKE, Rotnei	(11)POWELL, Marshawn
11-20-09	7 p.m.	% APPALACHIAN ST.	W 81-72 (ot)	11958	(29)POWELL, Marshawn	(10)WASHINGTON, Mike
11-24-09	7 p.m.	% MORGAN ST.	L 94-97	13599	(26)CLARKE, Rotnei	(8)FARMER, Jemal
11-27-09	7 p.m.	% ETSU	L 85-94	13794	(32)CLARKE, Rotnei	(6)WASHINGTON, Mike
11-29-09	2 p.m.	S. ALABAMA	L 61-74	13405	(19)CLARKE, Rotnei	(6)BRYANT, Glenn
12-02-09	7 p.m.	at Oklahoma	L 47-67	10612	(12)POWELL, Marshawn	(8)POWELL, Marshawn
12-05-09	2 p.m.	MISS. VALLEY ST.	W 91-54	13474	(18)FARMER, Jemal	(7)POWELL, Marshawn
					(7)FARMER, Jemal	(9)POWELL, Marshawn
12-07-09	7 p.m.	DELAWARE ST.	W 71-53	13405	(21)POWELL, Marshawn	(8)WASHINGTON, Mike
12-16-09	7 p.m.	ALABAMA ST.	W 76-51	13507	(22)WASHINGTON, Mike	(11)WASHINGTON, Mike
12-19-09	3 p.m.	STEPHEN F. AUSTIN	W 72-69	13641	(25)WASHINGTON, Mike	(11)WASHINGTON, Mike
12-22-09	7 p.m.	MISSOURI ST.	W 66-62 (ot)	14194	(19)CLARKE, Rotnei	(11)BRYANT, Glenn
12-30-09	8:00 p.m.	BAYLOR	L 47-70	11162	(14)POWELL, Marshawn	(10)FARMER, Jemal
01-02-10	11 a.m.	UAB	L 72-73	12106	(22)POWELL, Marshawn	(7)WASHINGTON, Mike
01-05-10	6 p.m.	TEXAS	L 85-96	12865	(24)CLARKE, Rotnei	(6)POWELL, Marshawn
01-14-10	6 p.m.	* at Mississippi State	L 80-82	8339	(25)POWELL, Marshawn	(8)POWELL, Marshawn
01-16-10	12:47 p.m.	* ALABAMA	W 71-59	13332	(18)POWELL, Marshawn	(13)WASHINGTON, Mike
01-21-10	8 p.m.	* FLORIDA	L 66-71	13673	(17)CLARKE, Rotnei	(6)BRYANT, Glenn
					(6)WASHINGTON, Mike	(8)POWELL, Marshawn
01-23-10	4 p.m.	* at Kentucky	L 70-101	24356	(21)FORTSON, Courtney	(8)POWELL, Marshawn
01-28-10	8 p.m.	* MISSISSIPPI STATE	W 67-62	12803	(35)FORTSON, Courtney	(9)POWELL, Marshawn
01-31-10	6 p.m.	* at Ole Miss	W 80-73	8719	(22)WASHINGTON, Mike	(11)WASHINGTON, Mike
02-03-10	7 p.m.	* at Georgia	W 72-68	5534	(27)FORTSON, Courtney	(9)POWELL, Marshawn
02-06-10	12:47 p.m.	* AUBURN	W 82-79 (ot)	13811	(24)FORTSON, Courtney	(10)FORTSON, Courtney
02-10-10	7 p.m.	* LSU	W 87-52	12777	(17)FORTSON, Courtney	(9)BRYANT, Glenn
02-13-10	3 p.m.	* at Alabama	L 68-73	13151	(18)FORTSON, Courtney	(4)WASHINGTON, Mike
					(4)FORTSON, Courtney	(4)POWELL, Marshawn
02-17-10	8 p.m.	* S. CAROLINA	W 92-79	13175	(26)POWELL, Marshawn	(10)JOHNSON, Delvon
02-20-10	6 p.m.	* at Auburn	L 83-92	8312	(23)POWELL, Marshawn	(7)POWELL, Marshawn
02-24-10	7 p.m.	* at LSU	L 54-65	8463	(18)FORTSON, Courtney	(6)WELSH, Stef
					(6)BRYANT, Glenn	(13)WASHINGTON, Mike
02-27-10	12:47 p.m.	* VANDERBILT	L 72-89	14146	(27)POWELL, Marshawn	(10)POWELL, Marshawn
03-03-10	7 p.m.	* at Tennessee	L 73-80	20139	(21)FORTSON, Courtney	(9)WASHINGTON, Mike
03-06-10	3 p.m.	* OLE MISS	L 66-68	13927	(13)CLARKE, Rotnei	(9)WASHINGTON, Mike
03-11-10	9 p.m.	& vs Georgia	L 64-77	14789	(20)WASHINGTON, Mike	(6)POWELL, Marshawn

* = Conference game || & = SEC Tournament || % = Hall of Fame Classic

ATTENDANCE SUMMARY	GAMES	TOTALS	AVG/GAME
HOME	21	276821	13182
AWAY	9	107625	11958
NEUTRAL	2	26896	13448
TOTAL	32	411342	12854

Glenn Bryant blocked 19 shots last season despite just 273 minutes on the court.





Overall Statistics

##	Player	GP-GS	Min-Avg	---TOTAL---		---3-PTS---		FT-FTA	Pct	---REBOUNDS---				PF	FO	A	TO	Blk	Stl	Pts	Avg
				FG-FGA	Pct	3FG-FGA	Pct			Off	Def	Tot	Avg								
04	FORTSON, Courtney	18-18	599-33.3	97-269	.361	25-80	.313	104-137	.759	25	68	93	5.2	47	1	103	92	3	25	323	17.9
15	CLARKE, Rotnei	31-30	1058-34.1	151-332	.455	100-234	.427	67-81	.827	5	69	74	2.4	32	0	37	36	3	36	469	15.1
33	POWELL, Marshawn	32-32	992-31.0	190-380	.500	8-37	.216	90-142	.634	74	141	215	6.7	87	2	45	66	42	32	478	14.9
00	WASHINGTON, Mike	29-27	735-25.3	126-254	.496	6-26	.231	104-160	.650	59	118	177	6.1	103	5	22	52	37	19	362	12.5
02	FARMER, Jemal	32-16	570-17.8	63-144	.438	11-25	.440	49-66	.742	36	62	98	3.1	68	2	28	37	6	17	186	5.8
14	WELSH, Stef	29-1	571-19.7	56-155	.361	24-84	.286	31-48	.646	11	37	48	1.7	50	0	65	48	1	22	167	5.8
31	SANCHEZ, Michael	4-0	58-14.5	3-11	.273	0-1	.000	10-17	.588	3	4	7	1.8	12	1	3	7	0	2	16	4.0
23	NOBLES, Julysses	28-14	513-18.3	36-90	.400	12-33	.364	28-51	.549	4	43	47	1.7	50	1	74	49	0	34	112	4.0
12	BRITT, Marcus	26-16	524-20.2	38-80	.475	9-32	.281	16-18	.889	22	48	70	2.7	46	2	44	24	2	25	101	3.9
21	JOHNSON, Delvon	32-5	425-13.3	36-63	.571	0-0	.000	12-24	.500	30	46	76	2.4	51	1	2	12	16	8	84	2.6
05	BRYANT, Glenn	30-0	273-9.1	29-62	.468	6-22	.273	12-24	.500	18	54	72	2.4	31	0	7	8	19	4	76	2.5
40	LAY, Cody	1-0	2-2.0	1-2	.500	0-1	.000	0-0	.000	0	0	0	0.0	0	0	0	0	0	1	2	2.0
01	MITCHELL, Brandon	4-0	34-8.5	2-10	.200	0-4	.000	1-2	.500	0	5	5	1.3	6	0	2	1	0	0	5	1.3
25	COX, Stephen	23-1	118-5.1	1-5	.200	0-0	.000	8-12	.667	4	11	15	0.7	12	0	8	3	1	7	10	0.4
50	ROBERTS, Chris	1-0	2-2.0	0-0	.000	0-0	.000	0-0	.000	1	0	1	1.0	1	0	0	0	0	0	0	0.0
03	MASON, Nick	2-0	1-0.5	0-0	.000	0-0	.000	0-0	.000	0	0	0	0.0	1	0	0	1	0	0	0	0.0
TM	TEAM.....									59	46	105	3.3	1			3				0
Total.....		32		829-1859	.446	201-579	.347	532-782	.680	351	752	1103	34.5	598	15	440	439	130	232	2391	74.7
Opponents.....		32		825-1910	.432	233-626	.372	483-668	.723	396	791	1187	37.1	654	-	415	469	148	212	2366	73.9
SCORE BY PERIODS:			1st	2nd	OT	Total				DEADBALL REBOUNDS:		OFF	DEF	TOTAL							
Arkansas			1134	1222	35	2391				Arkansas		114	20	134							
Opponents			1139	1208	19	2366				Opponents		102	24	126							

SEC Games Only

##	Player	GP-GS	Min-Avg	---TOTAL---		---3-PTS---		FT-FTA	Pct	---REBOUNDS---				PF	FO	A	TO	Blk	Stl	Pts	Avg
				FG-FGA	Pct	3FG-FGA	Pct			Off	Def	Tot	Avg								
04	FORTSON, Courtney	16-16	534-33.4	86-240	.358	22-71	.310	94-123	.764	23	64	87	5.4	43	1	95	84	3	22	288	18.0
33	POWELL, Marshawn	16-16	509-31.8	99-196	.505	2-16	.125	41-61	.672	42	69	111	6.9	44	1	25	34	19	14	241	15.1
15	CLARKE, Rotnei	16-16	531-33.2	66-167	.395	45-120	.375	17-21	.810	2	36	38	2.4	15	0	13	14	2	23	194	12.1
00	WASHINGTON, Mike	15-14	399-26.6	58-124	.468	1-9	.111	53-80	.663	37	68	105	7.0	54	4	7	23	18	8	170	11.3
14	WELSH, Stef	16-1	261-16.3	25-71	.352	14-43	.326	15-21	.714	5	18	23	1.4	28	0	22	22	1	13	79	4.9
12	BRITT, Marcus	16-14	313-19.6	22-44	.500	5-17	.294	12-12	1.000	15	26	41	2.6	30	2	25	14	2	16	61	3.8
02	FARMER, Jemal	16-1	170-10.6	15-34	.441	8-11	.727	8-14	.571	9	11	20	1.3	27	0	4	12	1	4	46	2.9
23	NOBLES, Julysses	13-0	133-10.2	12-28	.429	5-14	.357	2-7	.286	1	12	13	1.0	12	0	12	9	0	10	31	2.4
21	JOHNSON, Delvon	16-2	204-12.8	16-27	.593	0-0	.000	4-9	.444	14	26	40	2.5	22	0	1	4	8	4	36	2.3
05	BRYANT, Glenn	16-0	134-8.4	15-31	.484	3-9	.333	2-7	.286	9	26	35	2.2	18	0	2	4	9	2	35	2.2
25	COX, Stephen	10-0	36-3.6	0-0	.000	0-0	.000	2-2	1.000	0	5	5	0.5	2	0	3	0	0	1	2	0.2
03	MASON, Nick	1-0	1-1.0	0-0	.000	0-0	.000	0-0	.000	0	0	0	0.0	1	0	0	1	0	0	0	0.0
TM	TEAM.....									26	18	44	2.8	0			0				0
Total.....		16		414-962	.430	105-310	.339	250-357	.700	183	379	562	35.1	296	8	209	221	63	117	1183	73.9
Opponents.....		16		427-960	.445	114-318	.358	225-311	.723	186	408	594	37.1	315	-	218	239	88	112	1193	74.6
SCORE BY PERIODS:			1st	2nd	OT	Total				DEADBALL REBOUNDS:		OFF	DEF	TOTAL							
Arkansas			526	642	15	1183				Arkansas		52	7	59							
Opponents			588	593	12	1193				Opponents		47	12	59							

Overall Team Statistics

Team Statistics	AR	OPP	Team Statistics	AR	OPP		
SCORING	2391	2366	TURNOVERS	439	469		
Points per game	74.7	73.9	Turnovers per game	13.7	14.7		
Scoring margin	+0.8	-	Turnover margin	+0.9	-		
FIELD GOALS-ATT	829-1859	825-1910	Assist/turnover ratio	1.0	0.9		
Field goal pct	.446	.432	STEALS	232	212		
3 POINT FG-ATT	201-579	233-626	Steals per game	7.3	6.6		
3-point FG pct	.347	.372	BLOCKS	130	148		
3-pt FG made per game	6.3	7.3	Blocks per game	4.1	4.6		
FREE THROWS-ATT	532-782	483-668	ATTENDANCE	276821	134521		
Free throw pct	.680	.723	Home games-Avg/Game	21-13182	9-11958		
F-Throws made per game	16.6	15.1	Neutral site-Avg/Game	-	2-13448		
REBOUNDS	1103	1187	SCORE BY PERIODS:	1st	2nd	OT	Total
Rebounds per game	34.5	37.1	Arkansas	1134	1222	35	2391
Rebounding margin	-2.6	-	Opponents	1139	1208	19	2366
ASSISTS	440	415					
Assists per game	13.8	13.0					

SEC Team Statistics

Team Statistics	AR	OPP	Team Statistics	AR	OPP		
SCORING	1183	1193	TURNOVERS	221	239		
Points per game	73.9	74.6	Turnovers per game	13.8	14.9		
Scoring margin	-0.6	-	Turnover margin	+1.1	-		
FIELD GOALS-ATT	414-962	427-960	Assist/turnover ratio	0.9	0.9		
Field goal pct	.430	.445	STEALS	117	112		
3 POINT FG-ATT	105-310	114-318	Steals per game	7.3	7.0		
3-point FG pct	.339	.358	BLOCKS	63	88		
3-pt FG made per game	6.6	7.1	Blocks per game	3.9	5.5		
FREE THROWS-ATT	250-357	225-311	ATTENDANCE	107644	97013		
Free throw pct	.700	.723	Home games-Avg/Game	8-13456	8-12127		
F-Throws made per game	15.6	14.1	Neutral site-Avg/Game	-	0-0		
REBOUNDS	562	594	SCORE BY PERIODS:	1st	2nd	OT	Total
Rebounds per game	35.1	37.1	Arkansas	526	642	15	1183
Rebounding margin	-2.0	-	Opponents	588	593	12	1193
ASSISTS	209	218					
Assists per game	13.1	13.6					



Rotnei Clarke ranked No. 10 in the NCAA in three-point percentage and No. 11 in three-point baskets per game.

Jemal Farmer posted two double-doubles in his first year with the Razorbacks and was a double digit scorer eight times.

RAZORBACKS

COACHES

PLAYERS

09-10 SEASON

HISTORY

RECORDS

MEDIA

UNIVERSITY

Opponent	00 Washington	02 Farmer	03 Mason	04 Fortson	05 Bryant	12 Britt	14 Welsh	15 Clarke	21 Johnson	23 Nobles	25 Cox	31 Sanchez	33 Powell
Alcorn St.	+14-5-1	+28-12-6	DNP	DNP	DNP	DNP	DNP	+51-2-5	6-3-0	+8-3-9	0-3-3	DNP	+17-11-1
Louisville	+9-2-0	+9-3-0	DNP	DNP	DNP	DNP	DNP	+16-3-1	5-3-0	+9-4-7	2-0-2	DNP	+15-11-2
Appalachian St.	+13-10-3	+12-5-1	DNP	DNP	1-4-0	DNP	DNP	+16-3-3	1-1-0	+9-2-7	0-1-0	DNP	+29-7-1
Morgan St.	+21-5-1	+4-8-2	DNP	DNP	2-0-0	DNP	5-3-1	+26-3-2	2-1-0	+17-3-6	DNP	DNP	+17-3-2
East Tennessee St.	+13-6-1	+13-5-1	DNP	DNP	2-2-0	DNP	10-0-3	+32-1-1	5-0-0	+5-2-11	1-1-0	DNP	+4-3-3
South Alabama	DNP	+12-3-1	DNP	DNP	7-6-0	DNP	8-2-5	+19-2-0	+2-1-0	+3-2-0	0-0-0	6-2-2	+4-5-2
Oklahoma	DNP	+8-4-3	DNP	DNP	0-0-0	0-2-1	3-1-1	+11-3-3	+2-4-0	+3-1-1	1-1-0	7-2-0	+12-8-0
Miss. Valley St.	+8-4-1	+18-7-2	DNP	DNP	1-0-1	9-5-3	15-0-3	+5-5-1	6-3-0	+10-6-6	2-0-0	2-3-1	+15-7-2
Delaware St.	+8-3-1	+3-1-1	DNP	DNP	3-0-0	7-4-2	5-3-6	+14-3-0	7-1-0	+2-2-3	0-0-0	1-0-0	+21-9-2
Alabama St.	+22-8-1	+8-6-3	DNP	DNP	11-5-2	+8-5-4	6-2-6	DNP	0-1-0	+8-1-4	0-2-0	DNP	+13-6-1
Stephen F. Austin	+25-11-3	+4-2-0	DNP	DNP	0-0-0	+11-3-5	13-3-3	9-2-0	0-2-0	+1-1-3	DNP	DNP	+9-6-1
Missouri St.	+7-5-1	+5-5-0	DNP	DNP	5-11-1	5-3-0	6-3-4	+19-4-2	2-3-0	+0-1-2	DNP	DNP	+17-7-0
Baylor	0-1-0	+11-10-2	DNP	DNP	5-6-1	0-3-3	2-0-3	+13-0-1	+2-3-0	+0-2-1	0-1-0	DNP	+14-6-1
Ala.-Birmingham	+18-7-2	+5-6-2	DNP	DNP	0-0-0	0-1-0	9-3-6	+16-2-2	0-2-0	+0-1-0	2-1-0	DNP	+22-3-1
Texas	+14-2-0	+0-1-0	DNP	+19-3-7	0-0-0	0-0-1	4-4-1	+24-3-3	6-4-0	DNP	0-0-0	DNP	+18-6-0
Mississippi St. *	+16-7-2	+0-1-1	DNP	+20-6-5	2-0-1	6-2-1	5-4-3	+6-3-0	0-2-0	0-0-0	DNP	DNP	+25-8-3
Alabama *	+17-13-1	0-2-0	DNP	+12-3-10	2-0-0	+3-4-3	0-0-0	+17-4-2	2-0-0	0-0-0	0-2-0	DNP	+18-10-0
Florida *	+11-6-0	2-0-0	DNP	+14-3-11	6-6-0	+2-3-2	0-1-0	+17-2-0	0-3-0	DNP	0-1-0	DNP	+14-4-0
Kentucky *	+11-5-0	2-5-0	DNP	+21-7-3	2-2-0	+0-0-0	6-2-1	+13-1-1	2-3-0	4-0-1	0-0-0	DNP	+9-8-0
Mississippi St. *	+3-3-0	0-1-0	DNP	+35-7-4	2-3-0	+0-2-1	12-4-2	+6-3-1	0-2-0	0-0-0	DNP	DNP	+9-9-2
Ole Miss *	+22-11-0	0-0-1	DNP	+10-5-4	0-2-0	+3-0-3	6-1-3	+18-3-2	0-1-1	2-2-2	DNP	DNP	+19-6-3
Georgia *	+15-8-0	5-1-0	DNP	+27-3-4	0-0-0	+5-3-1	5-0-1	+2-1-1	2-4-0	0-0-0	DNP	DNP	+11-9-2
Auburn *	+6-4-0	2-0-0	DNP	+24-10-7	0-2-0	+6-5-2	11-2-2	+12-1-0	2-1-0	0-0-2	0-1-1	DNP	+19-6-3
LSU *	+8-8-0	11-2-0	0-0-0	+17-6-5	6-9-0	+4-3-0	6-0-2	+16-1-0	2-1-0	6-4-2	2-0-0	DNP	+9-5-0
Alabama *	+12-4-0	8-2-0	DNP	+18-4-6	4-0-0	+2-3-1	4-0-1	+8-1-1	2-0-0	0-2-1	DNP	DNP	+10-4-3
South Carolina *	+8-0-0	2-2-0	DNP	+19-9-8	2-3-0	+12-1-2	0-0-1	+13-4-0	5-10-0	5-1-1	0-0-1	DNP	+26-8-0
Auburn *	+9-5-1	0-0-0	DNP	+16-6-5	0-0-0	+4-5-1	5-0-1	+16-2-1	10-2-0	0-0-1	0-0-1	DNP	+23-7-3
LSU *	DNP	0-1-0	DNP	+18-4-4	9-6-0	+0-2-2	3-6-2	+14-5-0	+5-5-0	DNP	0-0-0	DNP	+5-2-2
Vanderbilt *	11-13-1	3-2-1	DNP	+8-4-8	0-1-1	+2-2-2	4-0-0	+14-1-1	+0-3-0	3-1-1	DNP	DNP	+27-9-2
Tennessee *	+13-9-1	11-1-1	DNP	+21-5-6	0-1-0	+0-2-1	7-1-2	+9-2-1	4-2-0	DNP	0-1-0	DNP	+8-10-1
Ole Miss *	+8-9-1	0-0-0	DNP	+8-5-5	0-0-0	12-4-3	+5-2-1	+13-4-2	0-1-0	11-3-1	0-0-0	DNP	+9-6-1
Georgia &	+20-3-0	0-0-0	0-0-0	+16-3-1	4-3-0	0-3-0	2-1-1	+4-0-0	2-4-1	6-3-2	+0-0-0	DNP	+10-6-1

Home games in bold | | + - Game started | | * - Southeastern Conference game | | & - SEC Tournament

2009-10 GAME-BY-GAME STATISTICS



RAZORBACKS

COACHES

PLAYERS

09-10 SEASON

HISTORY

RECORDS

MEDIA

UNIVERSITY

Opponent	Score	TOTAL		3-PTRS			REBOUNDS								
		FG-FGA	Pct	3FG-FGA	Pct	FT-FTA	Pct	Off	Def	Tot	PF	A	TO	Blk	Stl
Alcorn St.	68	19-64	.297	6-22	.273	24-32	.750	14	25	39	30	5	24	3	3
Arkansas	(W) 130	43-78	.551	16-30	.533	28-37	.757	14	31	45	25	26	9	10	14
Arkansas	(L) 66	23-58	.397	3-13	.231	17-28	.607	11	25	36	13	12	16	1	6
Louisville	96	34-73	.466	15-38	.395	13-18	.722	16	31	47	24	25	10	5	8
Appalachian St.	72	26-72	.361	10-28	.357	10-17	.588	15	24	39	27	13	13	0	6
Arkansas	(W ot) 81	26-52	.500	6-15	.400	23-34	.676	5	33	38	19	16	15	7	5
Morgan St.	97	27-61	.443	9-19	.474	34-41	.829	15	25	40	31	13	18	2	6
Arkansas	(L) 94	27-53	.509	5-13	.385	35-45	.778	5	21	26	23	14	12	3	6
East Tennessee St.	94	32-54	.593	11-14	.786	19-25	.760	11	25	36	19	14	14	3	5
Arkansas	(L) 85	31-61	.508	11-28	.393	12-22	.545	11	12	23	22	20	11	1	6
South Alabama	74	23-49	.469	5-11	.455	23-29	.793	11	24	35	27	12	19	6	13
Arkansas	(L) 61	15-43	.349	5-15	.333	26-41	.634	11	17	28	23	10	20	2	5
Arkansas	(L) 47	20-54	.370	3-18	.167	4-9	.444	8	20	28	21	9	12	1	4
Oklahoma	67	23-46	.500	9-21	.429	12-22	.545	6	29	35	13	12	12	2	5
Mississippi Valley St.	54	16-53	.302	4-19	.211	18-24	.750	12	16	28	19	8	17	5	9
Arkansas	(W) 91	33-64	.516	8-19	.421	17-24	.708	18	27	45	19	20	15	4	6
Delaware St.	53	18-53	.340	6-16	.375	11-15	.733	13	14	27	15	10	11	1	7
Arkansas	(W) 71	27-41	.659	8-13	.615	9-20	.450	6	21	27	14	15	12	5	5
Alabama St.	51	16-59	.271	6-23	.261	13-21	.619	12	22	34	22	8	15	7	5
Arkansas	(W) 76	29-55	.527	3-9	.333	15-28	.536	11	34	45	15	21	15	7	8
Stephen F. Austin	69	25-57	.439	7-15	.467	12-17	.706	10	22	32	18	11	8	2	4
Arkansas	(W) 72	25-53	.472	7-14	.500	15-22	.682	10	22	32	16	15	9	5	6
Missouri St.	62	23-72	.319	9-28	.321	7-9	.778	13	22	35	14	14	10	0	7
Arkansas	(W ot) 66	24-55	.436	6-19	.316	12-16	.750	9	37	46	15	10	20	5	7
Baylor	70	26-57	.456	7-15	.467	11-16	.688	16	26	42	16	14	13	12	4
Arkansas	(L) 47	18-59	.305	2-14	.143	9-17	.529	19	17	36	15	12	14	3	6
Alabama-Birmingham	73	23-54	.426	5-13	.385	22-28	.786	13	23	36	18	6	15	5	8
Arkansas	(L) 72	26-56	.464	5-14	.357	15-19	.789	9	22	31	21	13	14	5	11
Texas	96	40-68	.588	5-13	.385	11-17	.647	16	27	43	21	21	14	4	3
Arkansas	(L) 85	29-66	.439	7-23	.304	20-28	.714	13	14	27	16	12	11	3	11
Arkansas	(L) 80	31-76	.408	8-18	.444	10-14	.714	18	19	37	22	16	11	5	8
Mississippi State	82	27-57	.474	8-17	.471	20-30	.667	12	30	42	12	14	14	13	6
Alabama	59	25-56	.446	5-18	.278	4-8	.500	7	20	27	18	15	15	3	8
Arkansas	(W) 71	26-57	.456	5-19	.263	14-18	.778	12	28	40	12	16	13	3	4
Florida	71	22-62	.355	6-17	.353	21-26	.808	17	25	42	17	9	7	2	5
Arkansas	(L) 66	23-52	.442	8-21	.381	12-17	.706	5	24	29	21	13	10	6	2
Arkansas	(L) 70	22-72	.306	3-16	.188	23-29	.793	16	23	39	19	6	14	2	8
Kentucky	101	37-77	.481	10-33	.303	17-25	.680	22	37	59	21	19	15	9	9
Mississippi State	62	21-67	.313	5-26	.192	15-18	.833	15	29	44	22	8	15	8	3
Arkansas	(W) 67	19-52	.365	7-21	.333	22-33	.667	7	30	37	16	10	11	3	7
Arkansas	(W) 80	25-52	.481	7-22	.318	23-27	.852	5	27	32	15	19	10	5	4
Ole Miss	73	29-76	.382	6-22	.273	9-13	.692	23	22	45	20	14	10	1	5
Arkansas	(W) 72	25-51	.490	5-10	.500	17-25	.680	9	22	31	19	9	17	2	11
Georgia	68	24-51	.471	4-9	.444	16-20	.800	7	21	28	20	13	17	3	8
Auburn	79	30-68	.441	12-34	.353	7-11	.636	14	25	39	23	14	15	5	6
Arkansas	(W ot) 82	28-59	.475	6-17	.353	20-30	.667	11	25	36	34.5	14	17	12	2
LSU	52	21-56	.375	6-16	.375	4-8	.500	7	22	29	22	14	17	3	5
Arkansas	(W) 87	28-59	.475	8-21	.381	23-30	.767	12	28	40	17	9	8	7	13
Arkansas	(L) 68	27-58	.466	8-21	.381	6-12	.500	8	16	24	23	13	13	7	7
Alabama	73	24-49	.490	3-7	.429	22-29	.759	11	27	38	16	14	16	5	6
South Carolina	79	31-69	.449	11-29	.379	6-12	.500	12	18	30	30	14	18	4	10
Arkansas	(W) 92	30-55	.545	5-15	.333	27-36	.750	11	29	40	17	13	20	5	7
Arkansas	(L) 83	33-66	.500	6-21	.286	11-15	.733	10	17	27	25	14	14	1	11
Auburn	92	28-46	.609	11-19	.579	25-33	.758	6	26	32	20	12	19	4	7
Arkansas	(L) 54	18-53	.340	9-28	.321	9-13	.692	11	24	35	19	10	21	1	11
LSU	65	21-53	.396	7-16	.438	16-23	.696	12	26	38	15	14	16	9	15
Vanderbilt	89	32-60	.533	5-16	.313	20-23	.870	9	30	39	19	16	13	6	3
Arkansas	(L) 72	28-74	.378	7-23	.304	9-20	.450	20	19	39	22	17	13	4	4
Arkansas	(L) 73	27-67	.403	6-21	.286	13-21	.619	14	23	37	17	13	15	5	9
Tennessee	80	30-55	.545	6-17	.353	14-18	.778	4	29	33	21	20	17	6	7
Ole Miss	68	25-58	.431	9-22	.409	9-14	.643	8	21	29	19	8	15	7	9
Arkansas	(L) 66	24-59	.407	7-16	.438	11-17	.647	14	25	39	18	14	19	5	4
Georgia	77	27-58	.466	5-13	.385	18-26	.692	17	28	45	25	11	17	3	7
Arkansas	(L) 64	19-49	.388	1-12	.083	25-35	.714	8	20	28	25	6	13	5	9

Arkansas Averages
 Games played:32
 Points/game:74.7
 FG Pct:44.6
 3FG Pct:34.7
 FT Pct:68.0

Rebounds/game:34.5
 Assists/game:13.8
 Turnovers/game:13.7
 Assist/turnover ratio: ...1.0
 Steals/game:7.3
 Blocks/game:4.1

Opponent Averages
 Games played:32
 Points/game:73.9
 FG Pct:43.2
 3FG Pct:37.2
 FT Pct:72.3

Rebounds/game:37.1
 Assists/game:13.0
 Turnovers/game:14.7
 Assist/turnover ratio: ...0.9
 Steals/game:6.6
 Blocks/game:4.6



Arkansas Game Highs

POINTS	130	ALCORN ST. (11-13-09)
FIELD GOALS MADE	43	ALCORN ST. (11-13-09)
FIELD GOAL ATTEMPTS	78	ALCORN ST. (11-13-09)
FIELD GOAL PERCENTAGE	.659 (27-41)	DELAWARE ST. (12-07-09)
3 PT FIELD GOALS MADE	16	ALCORN ST. (11-13-09)
3 PT FG ATTEMPTS	30	ALCORN ST. (11-13-09)
3 PT FG PERCENTAGE	.615 (8-13)	DELAWARE ST. (12-07-09)
FREE THROWS MADE	35	MORGAN ST. (11-24-09)
FREE THROW ATTEMPTS	45	MORGAN ST. (11-24-09)
FREE THROW PERCENTAGE	.852 (23-27)	at Ole Miss (01-31-10)
REBOUNDS	46	MISSOURI ST. (12-22-09)
ASSISTS	26	ALCORN ST. (11-13-09)
STEALS	14	ALCORN ST. (11-13-09)
BLOCKED SHOTS	10	ALCORN ST. (11-13-09)
TURNOVERS	21	at LSU (02-24-10)
FOULS	25	vs Georgia (03-11-10)
	25	at Auburn (02-20-10)
	25	ALCORN ST. (11-13-09)

Opponent Game Highs

POINTS	101	at Kentucky (01-23-10)
FIELD GOALS MADE	40	TEXAS (01-05-10)
FIELD GOAL ATTEMPTS	77	at Kentucky (01-23-10)
FIELD GOAL PERCENTAGE	.609 (28-46)	at Auburn (02-20-10)
3 PT FIELD GOALS MADE	15	vs Louisville (11-17-09)
3 PT FG ATTEMPTS	38	vs Louisville (11-17-09)
3 PT FG PERCENTAGE	.786 (11-14)	ETSU (11-27-09)
FREE THROWS MADE	34	MORGAN ST. (11-24-09)
FREE THROW ATTEMPTS	41	MORGAN ST. (11-24-09)
FREE THROW PERCENTAGE	.870 (20-23)	VANDERBILT (02-27-10)
REBOUNDS	59	at Kentucky (01-23-10)
ASSISTS	25	vs Louisville (11-17-09)
STEALS	15	at LSU (02-24-10)
BLOCKED SHOTS	13	at Mississippi State (01-14-10)
TURNOVERS	24	ALCORN ST. (11-13-09)
FOULS	31	MORGAN ST. (11-24-09)

Arkansas Game Lows

POINTS	47	at Oklahoma (12-02-09)
	47	BAYLOR (12-30-09)
FIELD GOALS MADE	15	S. ALABAMA (11-29-09)
FIELD GOAL ATTEMPTS	41	DELAWARE ST. (12-07-09)
FIELD GOAL PERCENTAGE	.305 (18-59)	BAYLOR (12-30-09)
3 PT FIELD GOALS MADE	1	vs Georgia (03-11-10)
3 PT FG ATTEMPTS	9	ALABAMA ST. (12-16-09)
3 PT FG PERCENTAGE	.083 (1-12)	vs Georgia (03-11-10)
FREE THROWS MADE	4	at Oklahoma (12-02-09)
FREE THROW ATTEMPTS	9	at Oklahoma (12-02-09)
FREE THROW PERCENTAGE	.444 (4-9)	at Oklahoma (12-02-09)
REBOUNDS	23	ETSU (11-27-09)
ASSISTS	6	at Kentucky (01-23-10)
	6	vs Georgia (03-11-10)
STEALS	2	FLORIDA (01-21-10)
BLOCKED SHOTS	1	vs Louisville (11-17-09)
	1	ETSU (11-27-09)
	1	at Oklahoma (12-02-09)
	1	at Auburn (02-20-10)
	1	at LSU (02-24-10)
TURNOVERS	8	LSU (02-10-10)
FOULS	12	ALABAMA (01-16-10)

Opponent Game Lows

POINTS	51	ALABAMA ST. (12-16-09)
FIELD GOALS MADE	16	MISS. VALLEY ST. (12-05-09)
	16	ALABAMA ST. (12-16-09)
FIELD GOAL ATTEMPTS	46	at Oklahoma (12-02-09)
	46	at Auburn (02-20-10)
FIELD GOAL PERCENTAGE	.271 (16-59)	ALABAMA ST. (12-16-09)
3 PT FIELD GOALS MADE	3	at Alabama (02-13-10)
3 PT FG ATTEMPTS	7	at Alabama (02-13-10)
3 PT FG PERCENTAGE	.192 (5-26)	MISSISSIPPI STATE (01-28-10)
FREE THROWS MADE	4	ALABAMA (01-16-10)
	4	LSU (02-10-10)
FREE THROW ATTEMPTS	8	ALABAMA (01-16-10)
	8	LSU (02-10-10)
FREE THROW PERCENTAGE	.500 (4-8)	ALABAMA (01-16-10)
	.500 (4-8)	LSU (02-10-10)
	.500 (6-12)	S. CAROLINA (02-17-10)
REBOUNDS	27	DELAWARE ST. (12-07-09)
	27	ALABAMA (01-16-10)
ASSISTS	5	ALCORN ST. (11-13-09)
STEALS	3	ALCORN ST. (11-13-09)
	3	TEXAS (01-05-10)
	3	MISSISSIPPI STATE (01-28-10)
	3	VANDERBILT (02-27-10)
BLOCKED SHOTS	0	APPALACHIAN STATE (11-20-09)
	0	MISSOURI ST. (12-22-09)
TURNOVERS	7	FLORIDA (01-21-10)
FOULS	12	at Mississippi State (01-14-10)

Arkansas Individual Game Highs

Points	51	CLARKE, Rotnei vs Alcorn St. (11-13-09)
	35	FORTSON, Courtney vs Miss. State (01-28-10)
	32	CLARKE, Rotnei vs ETSU (11-27-09)
Field Goals Made	15	CLARKE, Rotnei vs Alcorn St. (11-13-09)
Field Goal Att.	26	FORTSON, Courtney at Miss. State (01-14-10)
FG Pct (min 5 made)	.833 (5-6)	BRITT, Marcus vs Ole Miss (03-06-10)
	.833 (5-6)	JOHNSON, Delvon at Auburn (02-20-10)
3-Point FG Made	13	CLARKE, Rotnei vs Alcorn St. (11-13-09)
	10	CLARKE, Rotnei vs ETSU (11-27-09)
3-Point FG Att.	17	CLARKE, Rotnei vs ETSU (11-27-09)
	17	CLARKE, Rotnei vs Alcorn St. (11-13-09)
3-Pt FG Pct (min 2 made)	1.000 (2-2)	FARMER, Jemal at Tennessee (03-03-10)
	1.000 (2-2)	FARMER, Jemal at Alabama (02-13-10)
	1.000 (2-2)	BRITT, Marcus at Miss. State (01-14-10)
Free Throws Made	14	FORTSON, Courtney vs Miss. State (01-28-10)
Free Throw Att.	18	FORTSON, Courtney vs Miss. State (01-28-10)
FT Pct (min 3 made)	1.000 (7-7)	WASHINGTON, Mike vs Alabama (01-16-10)
	1.000 (6-6)	BRITT, Marcus vs S. Carolina (02-17-10)
	1.000 (6-6)	FORTSON, Courtney vs LSU (02-10-10)
	1.000 (6-6)	WELSH, Stef at Kentucky (01-23-10)
	1.000 (6-6)	FARMER, Jemal vs Appalachian St. (11-20-09)
	1.000 (4-4)	BRYANT, Glenn vs Georgia (03-11-10)
	1.000 (4-4)	CLARKE, Rotnei vs Georgia (03-11-10)
	1.000 (4-4)	CLARKE, Rotnei at Ole Miss (01-31-10)
	1.000 (4-4)	CLARKE, Rotnei vs Missouri St. (12-22-09)
	1.000 (4-4)	BRITT, Marcus vs Stephen F. Austin (12-19-09)
	1.000 (4-4)	FARMER, Jemal vs Stephen F. Austin (12-19-09)
	1.000 (4-4)	NOBLES, Julysses vs Appalachian St. (11-20-09)
	1.000 (3-3)	FORTSON, Courtney at LSU (02-24-10)
	1.000 (3-3)	POWELL, Marshawn at Auburn (02-20-10)
	1.000 (3-3)	CLARKE, Rotnei vs UAB (01-02-10)
	1.000 (3-3)	CLARKE, Rotnei vs Baylor (12-30-09)
	1.000 (3-3)	POWELL, Marshawn vs Alabama St. (12-16-09)
Rebounds	13	WASHINGTON, Mike vs Vanderbilt (02-27-10)
	13	WASHINGTON, Mike vs Alabama (01-16-10)
Assists	11	FORTSON, Courtney vs Florida (01-21-10)
	11	NOBLES, Julysses vs ETSU (11-27-09)
Steals	5	WASHINGTON, Mike vs UAB (01-02-10)
	5	NOBLES, Julysses vs Alcorn St. (11-13-09)
	5	POWELL, Marshawn vs Alcorn St. (11-13-09)
Blocked Shots	8	FORTSON, Courtney vs S. Carolina (02-17-10)
Turnovers	5	FORTSON, Courtney vs Ole Miss (03-06-10)
Fouls	5	POWELL, Marshawn at LSU (02-24-10)
	5	BRITT, Marcus at LSU (02-24-10)
	5	WASHINGTON, Mike vs S. Carolina (02-17-10)
	5	WASHINGTON, Mike at Alabama (02-13-10)
	5	WASHINGTON, Mike at Kentucky (01-23-10)
	5	WASHINGTON, Mike vs Florida (01-21-10)
	5	BRITT, Marcus at Mississippi State (01-14-10)
	5	WASHINGTON, Mike vs Missouri St. (12-22-09)
	5	JOHNSON, Delvon at Oklahoma (12-02-09)
	5	SANCHEZ, Michael at Oklahoma (12-02-09)
	5	NOBLES, Julysses vs S. Alabama (11-29-09)
	5	POWELL, Marshawn vs ETSU (11-27-09)
	5	FARMER, Jemal vs ETSU (11-27-09)
	5	FARMER, Jemal vs Morgan St. (11-24-09)



Rotnei Clarke not only set the school record with 51 points in the opener but also posted a 32-point game against East Tennessee St.

RAZORBACKS

COACHES

PLAYERS

09-10 SEASON

HISTORY

RECORDS

MEDIA

UNIVERSITY



Arkansas 130, Alcorn St. 68 11-13-09 • Bud Walton Arena

Alcorn St. 0-2		tot-fg		3-pt		rebounds									
##	Player	fg-fga	fg-fga	ft-fa	of	de	tot	pf	tp	a	to	blk	s	min	
24	Francis, Ian	1-5	0-0	2-2	1	4	5	2	4	0	2	0	0	26	
45	Ragland, Jamar	2-6	0-2	3-4	1	1	2	5	7	0	2	0	1	18	
13	Holt, JaMarkus	1-9	0-1	6-9	4	4	8	3	8	0	4	2	0	23	
00	Boyd, Jonathan	5-13	2-9	0-0	1	3	4	1	12	1	0	0	0	29	
01	Searcy, Keith	3-5	0-0	3-4	0	4	4	3	9	3	4	0	0	18	
03	Savannah, Alex	0-1	0-0	2-2	0	0	0	1	2	1	3	0	0	12	
05	Anthony, Corey	0-3	0-1	2-3	1	2	3	1	2	0	0	0	0	11	
07	Blackwell, Derrick	0-1	0-1	0-0	0	0	0	2	0	0	2	0	0	6	
11	Ingram, Shaunvanta	1-4	0-3	1-2	0	1	1	0	3	0	1	0	0	13	
00	Eackles, Tony	4-9	4-5	3-4	3	0	3	2	15	0	4	1	0	13	
32	Starks, Michael	0-6	0-0	2-2	2	2	4	3	2	0	0	0	0	14	
33	Martin, Michael	0-0	0-0	0-0	0	0	0	5	0	0	1	0	0	5	
34	Blakely, G	2-2	0-0	0-0	0	4	4	2	4	0	1	0	0	12	
TEAM															
Totals.....		19-64	6-22	24-32	14	25	39	30	68	5	24	3	3	200	

TOTAL FG%	1st Half: 7-23 30.4%	2nd Half: 12-41 29.3%	Game: 29.7%	DEADBALL
3-Pt. FG%	1st Half: 1-7 14.3%	2nd Half: 5-15 33.3%	Game: 27.3%	REBOUNDS
F Throw %	1st Half: 11-17 64.7%	2nd Half: 13-15 86.7%	Game: 75.0%	7

Arkansas 1-0		tot-fg		3-pt		rebounds									
##	Player	fg-fga	fg-fga	ft-fa	of	de	tot	pf	tp	a	to	blk	s	min	
02	FARMER, Jemal	9-16	1-3	9-10	4	8	12	3	28	6	0	1	2	33	
33	POWELL, Marshawn	7-13	0-2	3-6	3	8	11	3	17	1	2	5	1	29	
00	WASHINGTON, Mike	4-6	1-3	5-6	3	2	5	4	14	1	3	4	0	17	
15	CLARKE, Rotnei	15-21	13-17	8-9	1	1	2	1	51	5	2	0	2	34	
23	NOBLES, Julyssees	3-8	1-1	1-2	0	3	3	8	9	2	0	5	32		
01	MITCHELL, Brandon	2-6	0-3	0-0	2	2	4	4	1	0	0	0	0	16	
21	JOHNSON, Delvon	2-4	0-0	2-4	1	2	3	3	6	0	0	0	1	19	
25	COX, Stephen	0-0	0-0	0-0	0	3	3	0	3	0	0	0	2	16	
40	LAY, Cody	1-2	0-1	0-0	0	0	0	0	2	0	0	0	1	2	
50	ROBERTS, Chris	0-2	0-0	0-0	1	0	1	0	0	0	0	0	0	2	
TEAM															
Totals.....		43-78	16-30	28-37	14	31	45	25	130	26	9	10	14	200	

TOTAL FG%	1st Half: 24-41 58.5%	2nd Half: 19-37 51.4%	Game: 55.1%	DEADBALL
3-Pt. FG%	1st Half: 10-17 58.8%	2nd Half: 6-13 46.2%	Game: 53.3%	REBOUNDS
F Throw %	1st Half: 13-18 72.2%	2nd Half: 15-19 78.9%	Game: 75.7%	5,1

Attendance:	12067		
Score by Periods			
	1st	2nd	Total
Alcorn St.	26	42	68
Arkansas	71	59	130

Fouled Out: Alcorn State #45, Ragland at 13:47 in 2nd half; Alcorn State #33, Martin at 5:16 in 2nd half

#20 Louisville 96, Arkansas 66 11-17-09 • St. Louis, Mo. (Scotttrade Center)

Arkansas 1-1		tot-fg		3-pt		rebounds									
##	Player	fg-fga	fg-fga	ft-fa	of	de	tot	pf	tp	a	to	blk	s	min	
02	FARMER, Jemal	4-12	0-2	1-3	0	3	3	2	9	0	2	0	0	33	
33	POWELL, Marshawn	5-15	0-1	5-9	5	6	11	2	15	2	2	0	0	35	
00	WASHINGTON, Mike	4-8	0-1	1-1	1	1	2	4	9	0	6	1	0	28	
15	CLARKE, Rotnei	6-11	3-7	1-2	0	3	3	1	16	1	2	0	0	28	
23	NOBLES, Julyssees	2-3	0-1	5-8	1	3	4	1	9	7	3	0	0	40	
01	MITCHELL, Brandon	0-3	0-1	1-2	0	2	2	0	1	0	0	0	0	8	
21	JOHNSON, Delvon	2-6	0-0	1-1	2	1	3	3	5	0	0	0	0	13	
25	COX, Stephen	0-0	0-0	2-2	0	0	0	0	2	2	0	0	0	5	
TEAM															
Totals.....		23-58	3-13	17-28	11	25	36	13	66	12	1	1	6	200	

TOTAL FG%	1st Half: 11-26 42.3%	2nd Half: 12-32 37.5%	Game: 39.7%	DEADBALL
3-Pt. FG%	1st Half: 1-5 20.0%	2nd Half: 2-8 25.0%	Game: 23.1%	REBOUNDS
F Throw %	1st Half: 8-14 57.1%	2nd Half: 9-14 64.3%	Game: 60.7%	4

Louisville 1-0		tot-fg		3-pt		rebounds									
##	Player	fg-fga	fg-fga	ft-fa	of	de	tot	pf	tp	a	to	blk	s	min	
21	SWOPSHIRE, Jared	3-5	2-3	2-2	2	9	11	3	10	2	2	0	0	27	
15	SAMUELS, Samardo	6-11	0-0	5-7	2	2	4	2	17	0	1	1	1	27	
02	KNOWLES, Preston	4-9	3-5	0-0	1	2	3	1	6	2	1	1	1	19	
10	SOSA, Edgar	4-12	2-8	2-2	2	2	4	2	12	7	2	0	1	26	
34	SMITH, Jerry	5-11	4-10	0-0	0	4	4	1	14	5	0	1	0	24	
03	SIVA, Peyton	1-4	0-2	1-1	0	0	0	4	3	1	2	0	2	12	
04	BUCKLES, Rakeem	0-3	0-0	1-2	1	2	3	4	1	1	0	0	1	8	
11	BRICKLEY, Chris	1-1	0-0	0-0	0	0	0	0	2	0	0	0	0	3	
12	DELK, Reginald	8-9	4-5	0-0	1	4	5	1	20	2	0	1	2	22	
14	KURIC, Kyle	2-4	0-1	0-0	1	2	3	4	4	0	0	0	0	12	
23	JENNINGS, Terrence	0-0	0-0	2-4	1	1	2	0	2	0	1	1	0	10	
33	MARRA, Mike	0-4	0-4	0-0	0	2	2	0	0	1	0	0	0	7	
44	VAN TREESE, Stephan	0-0	0-0	0-0	0	0	0	0	0	0	0	0	0	3	
TEAM															
Totals.....		34-73	15-38	13-18	16	31	47	24	96	25	10	5	8	200	

TOTAL FG%	1st Half: 16-38 42.1%	2nd Half: 18-35 51.4%	Game: 46.6%	DEADBALL
3-Pt. FG%	1st Half: 9-20 45.0%	2nd Half: 6-18 33.3%	Game: 39.5%	REBOUNDS
F Throw %	1st Half: 7-10 70.0%	2nd Half: 6-8 75.0%	Game: 72.2%	3

Attendance:	12107		
Score by Periods			
	1st	2nd	Total
Arkansas	31	35	66
Louisville	48	48	96

Arkansas 81, Appalachian St. 72 (ot) 11-20-09 • Bud Walton Arena

Appalachian State 2-2		tot-fg		3-pt		rebounds									
##	Player	fg-fga	fg-fga	ft-fa	of	de	tot	pf	tp	a	to	blk	s	min	
25	HUNTER, Josh	4-10	1-1	2-4	4	7	11	4	11	2	0	0	0	30	
32	BUTTS, Isaac	3-10	0-0	1-2	6	2	8	4	7	0	2	0	0	19	
00	SIMS, Donald	6-11	5-9	0-0	1	3	4	2	17	2	2	0	1	37	
01	ABRAHAM, Ryann	2-7	0-4	1-2	1	0	1	3	5	4	3	0	2	32	
23	BRAND, Kellen	5-10	2-4	1-2	1	3	4	5	13	3	1	0	1	32	
11	HEALY, Nathan	0-3	0-1	0-0	0	0	0	1	0	0	0	0	0	6	
12	WRIGHT, Marcus	2-6	0-3	2-3	1	3	4	3	6	1	2	0	0	18	
15	BOOTH, Jeremi	1-6	0-3	2-2	0	0	0	1	4	0	1	0	0	15	
31	HIGHSMITH, A.J.	1-2	1-2	0-0	0	0	0	0	3	0	0	0	0	2	
33	WEBB, Tyler	1-3	1-1	1-2	0	0	0	0	4	1	1	0	0	16	
34	NIRENBERG, Josh	1-3	0-0	0-0	0	3	3	2	2	0	0	0	0	14	
50	WILLIAMSON, Andre	0-1	0-0	0-0	0	2	2	0	0	1	0	0	0	4	
TEAM															
Totals.....		26-72	10-28	10-17	15	24	39	27	72	13	13	0	6	225	

TOTAL FG%	1st Half: 8-34 23.5%	2nd Half: 17-31 54.8%	Game: 36.1%	DEADBALL
3-Pt. FG%	1st Half: 3-11 27.3%	2nd Half: 7-13 53.8%	Game: 35.7%	REBOUNDS
F Throw %	1st Half: 4-4 100%	2nd Half: 4-9 44.4%	Game: 58.8%	4,2

Arkansas 2-1		tot-fg		3-pt		rebounds									
##	Player	fg-fga	fg-fga	ft-fa	of	de	tot	pf	tp	a	to	blk	s	min	
00	WASHINGTON, Mike	4-12	0-3	5-9	0	10	10	4	13	3	2	2	0	36	
02	FARMER, Jemal	3-6	0-0	6-6	3	2	5	4	12	1	3	1	2	30	
33	POWELL, Marshawn	13-20	2-4	1-2	1	6	7	4	29	1	2	2	0	32	
15	CLARKE, Rotnei	4-6	3-5	0-0	0	3	3	0	16	3	3	0	2	43	
23	NOBLES, Julyssees	2-6	1-3	4-4	0	2	2	3	9	7	3	0	1	44	
01	MITCHELL, Brandon	0-1	0-0	0-0	1	1	2	0	1	2	0	1	0	10	
05	BRYANT, Glenn	0-0	0-0	1-2	1	3	4	2	1	0	1	1	0	12	
21	JOHNSON, Delvon	0-1	0-0	1-2	0	1	1	0	1	0	0	1	0	9	
25	COX, Stephen	0-0	0-0	0-2	0	1	1	0	0	0	0	0	0	9	
TEAM															
Totals.....		26-52	6-15	23-34	5	33	38	19	81	16	15	7	5	225	

TOTAL FG%	1st Half: 13-22 59.1%	2nd Half: 10-24 41.7%	Game: 50.0%	DEADBALL
3-Pt. FG%	1st Half: 4-8 50.0%	2nd Half: 1-4 25.0%	Game: 40.0%	REBOUNDS
F Throw %	1st Half: 8-12 66.7%	2nd Half: 9-16 56.3%	Game: 67.6%	6,1

Attendance:	11958			
Score by Periods				
	1st	2nd	OT	Total
Appalachian State	23	45	4	72
Arkansas	38	30	13	81



South Alabama 74, Arkansas 61
11-29-09 • Bud Walton Arena

Box score for South Alabama vs Arkansas on 11-29-09. Includes player stats for S. Alabama 6-2 and Arkansas 2-4, and game totals.

Box score for Arkansas 71, Delaware St. 53 on 12-07-09. Includes player stats for Delaware St. 4-3 and Arkansas 4-5, and game totals.

Attendance: 13405
Score by Periods
Fouled Out: Arkansas #23, Nobles (8:16 2nd Half)

Oklahoma 67, Arkansas 47
12-02-09 • at Norman, Okla. (Lloyd Noble Center)

Box score for Oklahoma vs Arkansas on 12-02-09. Includes player stats for Arkansas 2-5 and Oklahoma 4-3, and game totals.

Box score for Arkansas 76, Alabama St. 51 on 12-16-09. Includes player stats for Alabama St. 1-7 and Arkansas 5-5, and game totals.


Attendance: 10612
Score by Periods
Fouled Out: Arkansas #23, Nobles (8:16 2nd Half)

Arkansas 91, Miss. Valley St. 54
12-05-09 • Bud Walton Arena

Box score for Arkansas vs Miss. Valley St. on 12-05-09. Includes player stats for Miss. Valley St. 1-7 and Arkansas 3-5, and game totals.

Box score for Arkansas 71, Delaware St. 53 on 12-07-09. Includes player stats for Delaware St. 4-3 and Arkansas 4-5, and game totals.

Attendance: 13474
Score by Periods
Technical fouls: Miss. Valley St.-TEAM, Arkansas-None.



Against Mississippi Valley St., Stef Welsh scored a season high 15 points including three three pointers and three assists.

Arkansas 71, Delaware St. 53
12-07-09 • Bud Walton Arena

Box score for Arkansas 71, Delaware St. 53 on 12-07-09. Includes player stats for Delaware St. 4-3 and Arkansas 4-5, and game totals.

Box score for Arkansas 76, Alabama St. 51 on 12-16-09. Includes player stats for Alabama St. 1-7 and Arkansas 5-5, and game totals.

Attendance: 13405
Score by Periods
Fouled Out: Arkansas #23, Nobles (8:16 2nd Half)

Arkansas 76, Alabama St. 51
12-16-09 • Bud Walton Arena

Box score for Arkansas 76, Alabama St. 51 on 12-16-09. Includes player stats for Alabama St. 1-7 and Arkansas 5-5, and game totals.

Box score for Arkansas 76, Alabama St. 51 on 12-16-09. Includes player stats for Alabama St. 1-7 and Arkansas 5-5, and game totals.

Attendance: 13507
Score by Periods
Fouled Out: Arkansas #23, Nobles (8:16 2nd Half)

RAZORBACKS COACHES PLAYERS 09-10 SEASON HISTORY RECORDS MEDIA UNIVERSITY



Arkansas 71, Alabama 59
01-16-10 • Bud Walton Arena

Alabama 11-6, 1-2 SEC
Player tot-fg fg-fga 3-pt fg-fga ft-fa of de tot pf tp a to blk s min
32 Green, JalMychal 6-13 0-0 1-3 1 7 8 1 13 3 3 1 2 31
40 Knox, Justin 0-2 0-0 0-0 0 1 1 1 0 0 0 0 0 0 15
01 Brock, Anthony 3-10 1-6 0-0 2 0 2 3 7 4 1 0 2 32
02 Torrance, Mikhail 7-11 1-3 0-0 0 4 4 3 15 5 6 0 1 31
21 Hillman, Senario 1-7 0-1 2-2 1 0 1 2 4 1 2 0 1 26
05 Mitchell, Tony 5-6 1-2 1-2 0 2 2 3 12 1 0 2 1 27
10 Eblen, Ben 0-0 0-0 0-0 2 1 3 0 0 1 1 0 0 9
20 Cage, Greg 0-0 0-0 0-0 0 0 0 0 0 0 0 0 0 0+
24 Davis, Charvez 3-7 2-6 0-1 0 2 2 2 8 0 0 0 0 22
44 Hines, Chris 0-0 0-0 0-0 0 2 2 2 0 0 1 0 1 7
TEAM 1 1 2 1 1
Totals..... 25-56 5-18 4-8 7 20 27 18 59 15 15 3 8 200
TOTAL FG% 1st Half: 14-28 50.0% 2nd Half: 11-28 39.3% Game: 44.6% DEADBALL
3-Pt. FG% 1st Half: 4-9 44.4% 2nd Half: 1-9 11.1% Game: 27.8% REBOUNDS
F Throw % 1st Half: 2-5 40.0% 2nd Half: 2-3 66.7% Game: 50.0% 0

Arkansas 8-9, 1-1 SEC
Player tot-fg fg-fga 3-pt fg-fga ft-fa of de tot pf tp a to blk s min
33 POWELL, Marshawn 8-13 0-1 2-2 5 5 10 2 18 0 2 0 1 35
00 WASHINGTON, Mike 5-10 0-1 7-7 5 8 13 2 17 1 1 1 1 35
04 FORTSON, Courtney 5-15 0-5 2-3 0 3 3 2 12 10 7 0 2 35
12 BRITT, Marcus 1-4 1-3 0-0 1 3 4 0 3 3 1 0 0 33
15 CLARKE, Rotnei 5-11 4-8 3-4 0 4 4 0 17 2 1 0 0 31
02 FARMER, Jemal 0-1 0-0 0-2 0 2 2 0 0 0 0 1 0 8
05 BRYANT, Glenn 1-1 0-0 0-0 0 0 0 0 2 0 0 0 0 2
14 WELSH, Stef 0-1 0-1 0-0 0 0 0 3 0 0 1 0 0 8
21 JOHNSON, Delvon 1-1 0-0 0-0 0 0 0 1 2 0 0 1 0 6
23 NOBLES, Julysse 0-1 0-0 0-0 0 0 0 0 0 0 0 0 2
25 COX, Stephen 0-0 0-0 0-0 0 2 2 0 0 0 0 0 0 5
TEAM 1 1 2
Totals..... 26-57 5-19 14-18 12 28 40 12 71 16 13 3 4 200
TOTAL FG% 1st Half: 11-25 44.0% 2nd Half: 15-32 46.9% Game: 45.6% DEADBALL
3-Pt. FG% 1st Half: 2-9 22.2% 2nd Half: 3-10 30.0% Game: 26.3% REBOUNDS
F Throw % 1st Half: 8-11 72.7% 2nd Half: 6-7 85.7% Game: 77.8% 3

Technical fouls: Alabama-TEAM, Arkansas-None
Attendance: 13332
Score by Periods 1st 2nd Total
Alabama 34 25 59
Arkansas 32 39 71

Alabama #21, Hillman ejected at 12:08 in 2nd Half

Florida 71, Arkansas 66
01-21-10 • Bud Walton Arena

Florida 13-5, 2-2 SEC
Player tot-fg fg-fga 3-pt fg-fga ft-fa of de tot pf tp a to blk s min
23 Tyus, Alex 3-11 0-0 5-6 3 9 12 1 11 0 2 0 1 30
25 Parsons, Chandler 1-8 0-2 4-8 4 7 11 3 6 5 1 0 0 31
32 Macklin, Vernon 4-7 0-0 0-0 2 3 5 3 8 0 0 0 1 28
01 Boynton, Kenny 5-13 1-7 2-2 1 0 1 2 13 0 2 0 2 36
11 Walker, Erving 7-12 5-6 8-8 1 2 3 2 27 4 0 0 1 35
03 Shipman, Ray 2-4 0-0 0-0 2 1 3 2 4 0 0 0 0 11
21 Werner, Dan 0-4 0-2 2-2 0 2 2 3 2 0 2 0 0 23
33 Murphy, Erik 0-3 0-0 0-0 4 0 4 1 0 0 0 2 0 6
TEAM 1 1
Totals..... 22-62 6-17 21-26 17 25 42 17 71 9 7 2 5 200
TOTAL FG% 1st Half: 8-28 28.6% 2nd Half: 14-34 41.2% Game: 35.5% DEADBALL
3-Pt. FG% 1st Half: 3-9 33.3% 2nd Half: 3-8 37.5% Game: 35.3% REBOUNDS
F Throw % 1st Half: 9-10 90.0% 2nd Half: 12-16 75.0% Game: 80.8% 3,1

Arkansas 8-10, 1-2 SEC
Player tot-fg fg-fga 3-pt fg-fga ft-fa of de tot pf tp a to blk s min
33 POWELL, Marshawn 7-10 0-2 0-0 0 4 4 2 14 0 1 2 0 33
00 WASHINGTON, Mike 4-7 0-1 3-6 3 3 6 5 11 0 1 1 0 18
04 FORTSON, Courtney 4-12 1-4 5-6 1 2 3 4 14 11 4 0 0 35
12 BRITT, Marcus 0-1 0-1 2-2 1 2 3 4 2 2 2 0 1 27
15 CLARKE, Rotnei 6-12 5-9 0-0 0 2 2 1 17 0 1 0 0 38
02 FARMER, Jemal 0-0 0-0 2-2 0 0 0 2 2 0 1 0 0 12
05 BRYANT, Glenn 2-4 2-3 0-1 0 6 6 1 6 0 0 3 0 14
14 WELSH, Stef 0-3 0-1 0-0 0 1 1 1 0 0 0 0 0 8
21 JOHNSON, Delvon 0-1 0-0 0-0 0 3 3 0 0 0 0 0 1 1
25 COX, Stephen 0-0 0-0 0-0 0 1 1 1 0 0 0 0 0 4
TEAM 1 1
Totals..... 23-52 8-21 12-17 5 24 29 21 66 13 10 6 2 200
TOTAL FG% 1st Half: 10-27 37.0% 2nd Half: 13-25 52.0% Game: 44.2% DEADBALL
3-Pt. FG% 1st Half: 4-11 36.4% 2nd Half: 4-10 40.0% Game: 38.1% REBOUNDS
F Throw % 1st Half: 2-2 100% 2nd Half: 10-15 66.7% Game: 70.6% 3,1

Attendance: 13673
Score by Periods 1st 2nd Total
Florida 28 43 71
Arkansas 26 40 66
Fouled Out: Arkansas #00, Washington at 0:11.2 in 2nd half

Arkansas 67, Mississippi State 62
01-28-10 • Bud Walton Arena

Mississippi State 15-5, 3-2 SEC
Player tot-fg fg-fga 3-pt fg-fga ft-fa of de tot pf tp a to blk s min
24 Kodi Augustus 2-13 0-4 6-7 6 4 10 1 10 1 1 2 0 25
32 Jarvis Varnado 4-8 0-0 1-2 4 10 14 3 9 1 3 2 1 32
02 Ravern Johnson 9-19 1-8 0-0 0 8 8 3 19 0 2 1 0 34
03 Dee Bost 2-10 0-2 4-5 1 0 1 4 8 6 6 1 0 37
22 Barry Stewart 3-8 3-7 2-2 0 0 0 5 11 0 1 1 1 25
05 Romero Osby 0-1 0-1 0-0 0 1 1 0 0 0 1 0 0 7
15 Riley Benock 1-3 1-3 0-0 0 2 2 2 3 0 1 0 1 18
25 Phil Turner 0-5 0-1 2-2 0 4 4 2 0 0 1 0 1 22
TEAM 4 4
Totals..... 21-67 5-26 15-18 15 29 44 22 62 8 15 8 3 200
TOTAL FG% 1st Half: 10-40 25.0% 2nd Half: 11-27 40.7% Game: 31.3% DEADBALL
3-Pt. FG% 1st Half: 1-14 7.1% 2nd Half: 4-12 33.3% Game: 19.2% REBOUNDS
F Throw % 1st Half: 8-10 80.0% 2nd Half: 7-8 87.5% Game: 83.3% 3,4

Arkansas 9-11, 2-3 SEC
Player tot-fg fg-fga 3-pt fg-fga ft-fa of de tot pf tp a to blk s min
33 POWELL, Marshawn 3-6 0-2 3-4 0 9 9 4 9 2 2 2 1 29
00 WASHINGTON, Mike 1-5 0-1 1-2 0 3 3 4 3 0 1 1 0 28
04 FORTSON, Courtney 9-17 3-6 14-18 2 5 7 1 35 4 5 0 2 36
12 BRITT, Marcus 0-3 0-1 0-0 0 2 2 2 0 1 0 0 1 14
15 CLARKE, Rotnei 1-7 1-4 3-4 1 2 3 0 6 1 0 0 1 38
02 FARMER, Jemal 0-1 0-0 0-2 0 1 1 0 0 0 1 0 0 5
05 BRYANT, Glenn 1-2 0-0 0-0 1 2 3 2 0 0 0 0 0 11
14 WELSH, Stef 4-10 3-7 1-2 1 3 4 0 12 2 1 0 2 24
21 JOHNSON, Delvon 0-1 0-0 0-0 1 1 2 2 0 0 1 0 0 12
23 NOBLES, Julysse 0-0 0-0 0-1 0 0 0 0 0 0 0 0 0 3
TEAM 1 2 3
Totals..... 19-52 7-21 22-33 7 30 37 16 67 10 11 3 7 200
TOTAL FG% 1st Half: 6-25 24.0% 2nd Half: 13-27 48.1% Game: 36.5% DEADBALL
3-Pt. FG% 1st Half: 3-11 27.3% 2nd Half: 4-10 40.0% Game: 33.3% REBOUNDS
F Throw % 1st Half: 6-11 54.5% 2nd Half: 16-22 72.7% Game: 66.7% 4,1

Attendance: 12803
Score by Periods 1st 2nd Total
Mississippi State 29 33 62
Arkansas 21 46 67
Fouled Out: Miss. St. #22, Stewart at 2:16 in 2nd Half

No. 2 Kentucky 101, Arkansas 70
01-23-10 • at Rupp Arena - Lexington, KY

Arkansas 8-11, 1-3
Player tot-fg fg-fga 3-pt fg-fga ft-fa of de tot pf tp a to blk s min
00 WASHINGTON, Mike 3-8 0-0 5-6 2 3 5 5 11 0 2 0 0 19
33 POWELL, Marshawn 4-12 0-0 1-4 3 5 8 4 9 0 1 0 0 26
04 FORTSON, Courtney 5-17 1-3 10-12 2 5 7 1 21 3 5 0 2 34
12 BRITT, Marcus 0-1 0-1 0-0 0 0 0 1 0 0 0 0 1 6
15 CLARKE, Rotnei 5-15 2-9 1-1 0 1 1 1 13 1 2 0 3 34
02 FARMER, Jemal 1-4 0-0 0-0 3 2 5 1 2 0 2 0 0 21
05 BRYANT, Glenn 1-3 0-1 0-0 1 1 2 0 2 0 0 1 0 17
14 WELSH, Stef 0-5 0-2 6-6 2 2 4 6 1 2 0 0 0 16
21 JOHNSON, Delvon 1-5 0-0 2-1 2 1 3 2 2 0 0 1 1 18
23 NOBLES, Julysse 2-2 0-0 0-0 0 0 0 0 0 0 0 1 0 9
25 COX, Stephen 0-0 0-0 0-0 0 0 0 0 0 0 0 0 0 0+
TEAM 3 3 6
Totals..... 22-72 3-16 23-29 16 23 39 19 70 6 14 2 8 200
TOTAL FG% 1st Half: 9-39 23.1% 2nd Half: 13-33 39.4% Game: 30.6% DEADBALL
3-Pt. FG% 1st Half: 1-9 11.1% 2nd Half: 2-7 28.6% Game: 18.8% REBOUNDS
F Throw % 1st Half: 8-12 66.7% 2nd Half: 15-17 88.2% Game: 79.3% 3

Kentucky 19-0, 4-0
Player tot-fg fg-fga 3-pt fg-fga ft-fa of de tot pf tp a to blk s min
15 Cousins, DeMarcus 7-10 0-1 2-2 5 9 14 4 16 1 1 1 2 17
54 Patterson, Patrick 2-9 0-2 5-8 3 4 7 2 9 0 1 1 0 29
01 Miller, Darius 7-9 4-6 0-0 0 5 5 2 18 4 1 0 2 26
11 Wall, John 5-12 1-2 5-5 2 1 3 1 16 7 2 2 2 36
24 Bledsoe, Eric 5-9 0-3 0-1 1 6 7 1 10 6 6 1 0 29
03 Dodson, Darnell 2-5 2-4 0-0 0 0 0 2 6 0 0 0 0 8
14 Hood, Jon 1-2 1-2 0-0 1 0 1 2 3 1 0 0 0 7
05 Harris, Ramon 1-7 1-6 0-0 3 2 5 0 3 0 1 0 0 14
12 Krebs, Mark 0-2 0-2 0-0 0 0 0 0 0 0 0 0 0 3
21 Stevenson, Perry 2-3 0-1 2-2 0 2 2 2 6 0 0 0 0 11
33 Orton, Daniel 2-2 0-0 2-3 3 2 5 2 6 0 2 4 1 13
34 Liggins, DeAndre 1-4 1-3 1-4 0 1 1 3 4 0 0 0 1 12
55 Harrellson, Josh 2-3 0-1 0-0 1 3 4 0 4 0 1 0 0 5
TEAM 3 2 5
Totals..... 37-77 10-33 17-25 22 37 59 21 101 19 15 9 9 200
TOTAL FG% 1st Half: 20-35 57.1% 2nd Half: 17-42 40.5% Game: 48.1% DEADBALL
3-Pt. FG% 1st Half: 4-13 30.8% 2nd Half: 6-20 30.0% Game: 30.3% REBOUNDS
F Throw % 1st Half: 13-14 92.9% 2nd Half: 4-11 36.4% Game: 68.0% 3

Attendance: 24356
Score by Periods 1st 2nd Total
Arkansas 27 43 70
Kentucky 57 44 101

Arkansas 80, No. 18 Ole Miss 73
01-31-10 • at Oxford, Miss. (Tad Smith Coliseum)

Arkansas 10-11, 3-3
Player tot-fg fg-fga 3-pt fg-fga ft-fa of de tot pf tp a to blk s min
33 POWELL, Marshawn 7-13 0-3 5-6 3 3 6 1 19 3 1 1 1 27
00 WASHINGTON, Mike 6-10 0-1 10-12 0 11 11 1 22 0 1 1 0 32
04 FORTSON, Courtney 3-7 1-5 3-4 0 5 5 4 0 4 6 0 0 27
12 BRITT, Marcus 1-2 1-1 0-0 0 0 0 0 0 0 3 0 0 0 19
15 CLARKE, Rotnei 5-11 4-6 4-4 0 3 3 2 18 2 0 0 2 32
02 FARMER, Jemal 0-0 0-0 0-0 0 0 0 3 0 0 1 0 0 5
05 BRYANT, Glenn 0-1 0-1 0-0 1 1 2 1 0 0 0 0 0 6
14 WELSH, Stef 2-4 1-3 1-1 0 1 1 3 6 3 1 0 0 19
21 JOHNSON, Delvon 0-0 0-0 0-0 0 1 1 0 0 0 1 0 1 7
23 NOBLES, Julysse 1-4 0-2 0-0 0 2 2 0 2 0 0 2 0 19
TEAM 1 1
Totals..... 25-52 7-22 23-27 5 27 32 15 80 19 10 5 4 200
TOTAL FG% 1st Half: 13-28 46.4% 2nd Half: 12-24 50.0% Game: 48.1% DEADBALL
3-Pt. FG% 1st Half: 3-12 25.0% 2nd Half: 4-10 40.0% Game: 31.8% REBOUNDS
F Throw % 1st Half: 5-7 71.4% 2nd Half: 18-20 90.0% Game: 85.2% 3

Ole Miss 16-5, 4-3
Player tot-fg fg-fga 3-pt fg-fga ft-fa of de tot pf tp a to blk s min
01 Henry, Terrance 2-5 0-3 0-0 1 1 2 4 4 1 1 1 2 17
52 Cranston, DeAndre 1-4 0-1 0-0 2 1 3 5 2 0 0 0 2 13
12 Warren, Chris 6-15 3-9 2-2 0 0 0 1 17 3 3 0 0 33
14 Polynice, Eniel 6-12 0-0 3-5 3 4 7 2 15 6 2 0 0 36
24 White, Terrico 3-14 2-6 1-3 2 5 7 2 9 1 1 0 0 35
23 Gaskins, Trevor 0-3 0-1 0-0 3 0 3 0 3 0 1 0 1 0 12
31 Holloway, Murphy 8-18 0-0 3-3 8 9 17 3 19 0 0 0 1 31
32 Graham, Zach 3-5 1-2 0-0 0 1 1 2 7 2 2 0 0 22
44 Riley, DeAngelo 0-0 0-0 0-0 0 0 0 0 0 0 0 0 0 1
TEAM 4 1 5
Totals..... 29-76 6-22 9-13 23 22 45 20 73 14 10 1 5 200
TOTAL FG% 1st Half: 16-40 40.0% 2nd Half: 13-36 36.1% Game: 38.2% DEADBALL
3-Pt. FG% 1st Half: 2-10 20.0% 2nd Half: 4-12 33.3% Game: 27.3% REBOUNDS
F Throw % 1st Half: 5-8 62.5% 2nd Half: 4-5 80.0% Game: 69.2% 1,1

Technical fouls: Arkansas-FARMER, Jemal. Ole Miss-None.
Attendance: 8719
Score by Periods 1st 2nd Total
Arkansas 34 46 80
Ole Miss 39 34 73



Stephen Cox gave the Razorbacks valuable minutes off the bench last season, but none more important than the career high 16 he played in Arkansas' 82-79 overtime win over Auburn at Bud Walton.

RAZORBACKS

COACHES

PLAYERS

09-10 SEASON

HISTORY

RECORDS

MEDIA

UNIVERSITY



Auburn 92, Arkansas 83
02-20-10 • at Auburn, Ala.

Arkansas 14-13 7-5

Box score table for Auburn vs Arkansas (Feb 20, 2010) with columns for # Player, tot-fg, 3-pt, rebounds, of, de, tot, pf, tp, a, to, blk, s, min.

TOTAL FG% 1st Half: 14-28 50.0% 2nd Half: 19-38 50.0% Game: 50.0% DEADBALL
3-Pt. FG% 1st Half: 3-7 42.9% 2nd Half: 3-14 21.4% Game: 28.6% REBOUNDS
F Throw % 1st Half: 5-7 71.4% 2nd Half: 6-8 75.0% Game: 73.3% 1

Auburn 13-14 4-8

Box score table for Auburn vs Arkansas (Feb 20, 2010) with columns for # Player, tot-fg, 3-pt, rebounds, of, de, tot, pf, tp, a, to, blk, s, min.

TOTAL FG% 1st Half: 12-21 57.1% 2nd Half: 16-25 64.0% Game: 60.9% DEADBALL
3-Pt. FG% 1st Half: 7-11 63.6% 2nd Half: 4-8 50.0% Game: 57.9% REBOUNDS
F Throw % 1st Half: 11-16 68.8% 2nd Half: 14-17 82.4% Game: 75.8% 3

Attendance: 8312

Score by Periods table with columns 1st, 2nd, Total for Arkansas and Auburn.

LSU 65, Arkansas 54
02-24-10 • at LSU Pete Maravich Assembly Center

Arkansas 14-14 (7-6)

Box score table for LSU vs Arkansas (Feb 24, 2010) with columns for # Player, tot-fg, 3-pt, rebounds, of, de, tot, pf, tp, a, to, blk, s, min.

TOTAL FG% 1st Half: 5-22 22.7% 2nd Half: 13-31 41.9% Game: 34.0% DEADBALL
3-Pt. FG% 1st Half: 3-15 20.0% 2nd Half: 6-13 46.2% Game: 32.1% REBOUNDS
F Throw % 1st Half: 5-8 62.5% 2nd Half: 4-5 80.0% Game: 69.2% 2

LSU 10-17 (1-12)

Box score table for LSU vs Arkansas (Feb 24, 2010) with columns for # Player, tot-fg, 3-pt, rebounds, of, de, tot, pf, tp, a, to, blk, s, min.

TOTAL FG% 1st Half: 12-27 44.4% 2nd Half: 9-26 34.6% Game: 39.6% DEADBALL
3-Pt. FG% 1st Half: 6-9 66.7% 2nd Half: 1-7 14.3% Game: 43.8% REBOUNDS
F Throw % 1st Half: 3-6 50.0% 2nd Half: 13-17 76.5% Game: 69.6% 3

Attendance: 8463

Score by Periods table with columns 1st, 2nd, Total for Arkansas and LSU.

No. 16 Vanderbilt 89, Arkansas 72
02-27-10 • Bud Walton Arens

Vanderbilt 22-6 11-3 SEC

Box score table for Vanderbilt vs Arkansas (Feb 27, 2010) with columns for # Player, tot-fg, 3-pt, rebounds, of, de, tot, pf, tp, a, to, blk, s, min.

TOTAL FG% 1st Half: 17-26 65.4% 2nd Half: 15-34 44.1% Game: 53.3% DEADBALL
3-Pt. FG% 1st Half: 2-6 33.3% 2nd Half: 3-10 30.0% Game: 31.3% REBOUNDS
F Throw % 1st Half: 9-9 100% 2nd Half: 11-14 78.6% Game: 87.0% 1,1

Arkansas 14-15, 7-7 SEC

Box score table for Vanderbilt vs Arkansas (Feb 27, 2010) with columns for # Player, tot-fg, 3-pt, rebounds, of, de, tot, pf, tp, a, to, blk, s, min.

TOTAL FG% 1st Half: 15-36 41.7% 2nd Half: 13-38 34.2% Game: 37.8% DEADBALL
3-Pt. FG% 1st Half: 3-9 33.3% 2nd Half: 4-14 28.6% Game: 30.4% REBOUNDS
F Throw % 1st Half: 2-7 28.6% 2nd Half: 7-13 53.8% Game: 45.0% 6,2

Technical fouls: Vanderbilt-OGILVY, A.J., Arkansas-POWELL, Marshawn.
Attendance: 14146

Score by Periods table with columns 1st, 2nd, Total for Vanderbilt and Arkansas.

No. 16 Tennessee 80, Arkansas 73
03-03-10 • at Knoxville, Tenn. (Thompson-Boling Arena)

Arkansas 14-16, 7-8 SEC

Box score table for Tennessee vs Arkansas (Mar 3, 2010) with columns for # Player, tot-fg, 3-pt, rebounds, of, de, tot, pf, tp, a, to, blk, s, min.

TOTAL FG% 1st Half: 13-33 39.4% 2nd Half: 14-34 41.2% Game: 40.3% DEADBALL
3-Pt. FG% 1st Half: 4-11 36.4% 2nd Half: 2-10 20.0% Game: 28.6% REBOUNDS
F Throw % 1st Half: 6-10 60.0% 2nd Half: 7-11 63.6% Game: 61.9% 5

Tennessee 22-7, 10-5 SEC

Box score table for Tennessee vs Arkansas (Mar 3, 2010) with columns for # Player, tot-fg, 3-pt, rebounds, of, de, tot, pf, tp, a, to, blk, s, min.

TOTAL FG% 1st Half: 15-26 57.7% 2nd Half: 15-29 51.7% Game: 54.5% DEADBALL
3-Pt. FG% 1st Half: 3-8 37.5% 2nd Half: 3-9 33.3% Game: 35.3% REBOUNDS
F Throw % 1st Half: 6-7 85.7% 2nd Half: 8-11 72.7% Game: 77.8% 2

Technical fouls: Arkansas-FARMER, Jemal, Tennessee-Hall, Kenny; TEAM.
Attendance: 20139

Score by Periods table with columns 1st, 2nd, Total for Arkansas and Tennessee.

Ole Miss 68, Arkansas 66
03-06-10 • Bud Walton Arena

Ole Miss 21-9, 9-7 SEC

Box score table for Ole Miss vs Arkansas (Mar 6, 2010) with columns for # Player, tot-fg, 3-pt, rebounds, of, de, tot, pf, tp, a, to, blk, s, min.

TOTAL FG% 1st Half: 14-30 46.7% 2nd Half: 11-28 39.3% Game: 43.1% DEADBALL
3-Pt. FG% 1st Half: 3-9 33.3% 2nd Half: 6-13 46.2% Game: 40.9% REBOUNDS
F Throw % 1st Half: 2-4 50.0% 2nd Half: 7-10 70.0% Game: 64.3% 4,3

Arkansas 14-17, 7-9 SEC

Box score table for Ole Miss vs Arkansas (Mar 6, 2010) with columns for # Player, tot-fg, 3-pt, rebounds, of, de, tot, pf, tp, a, to, blk, s, min.

TOTAL FG% 1st Half: 15-30 50.0% 2nd Half: 9-29 31.0% Game: 40.7% DEADBALL
3-Pt. FG% 1st Half: 6-9 66.7% 2nd Half: 1-7 14.3% Game: 43.8% REBOUNDS
F Throw % 1st Half: 7-10 70.0% 2nd Half: 4-7 57.1% Game: 64.7% 3,1

Attendance: 13927
Score by Periods 1st 2nd Total
Ole Miss 33 35 68
Arkansas 43 23 66

Fouled out: Ole Miss #2, Buckner (4:13); #23,Gaskins (0:20.2); Arkansas #4, Fortson (0:56.6)

Georgia 77, Arkansas 64
03-11-10 • at 2010 SEC Men's Tournament-Nashville, TN

Georgia 14-16, 5-11

Box score table for Georgia vs Arkansas (Mar 11, 2010) with columns for # Player, tot-fg, 3-pt, rebounds, of, de, tot, pf, tp, a, to, blk, s, min.

TOTAL FG% 1st Half: 16-31 51.6% 2nd Half: 11-27 40.7% Game: 46.6% DEADBALL
3-Pt. FG% 1st Half: 3-7 42.9% 2nd Half: 2-6 33.3% Game: 38.5% REBOUNDS
F Throw % 1st Half: 5-9 55.6% 2nd Half: 13-17 76.5% Game: 69.2% 2

Arkansas 14-18, 7-9

Box score table for Georgia vs Arkansas (Mar 11, 2010) with columns for # Player, tot-fg, 3-pt, rebounds, of, de, tot, pf, tp, a, to, blk, s, min.

TOTAL FG% 1st Half: 10-26 38.5% 2nd Half: 9-23 39.1% Game: 38.8% DEADBALL
3-Pt. FG% 1st Half: 1-9 11.1% 2nd Half: 0-3 0.0% Game: 8.3% REBOUNDS
F Throw % 1st Half: 11-14 78.6% 2nd Half: 14-21 66.7% Game: 71.4% 4

Attendance: 14789
Score by Periods 1st 2nd Total
Georgia 40 37 77
Arkansas 32 32 64

2009-10 SOUTHEASTERN CONFERENCE STANDINGS



Western Division

	SEC	Pct.	Home	Away	Div.	ALL	Pct.	Home	Away	Neutral	Last 12	Streak
Mississippi St.%	9-7	.563	6-2	3-5	7-3	24-12	.667	13-4	5-6	6-2	7-5	L1
Ole Miss%	9-7	.563	4-4	5-3	7-3	24-11	.686	15-4	6-4	3-3	7-5	L1
Arkansas	7-9	.438	5-3	2-6	5-5	14-18	.438	12-9	2-7	0-2	5-7	L6
Alabama	6-10	.375	4-4	2-6	5-5	17-15	.531	11-6	3-6	3-3	4-8	L1
Auburn	6-10	.375	5-3	1-7	5-5	15-17	.469	12-5	2-9	1-3	5-7	L2
LSU	2-14	.125	2-6	0-8	1-9	11-20	.355	11-7	0-9	0-4	2-10	L1

% - SEC West co-Champion

Eastern Division

	SEC	Pct.	Home	Away	Div.	ALL	Pct.	Home	Away	Neutral	Last 12	Streak
Kentucky^#*	14-2	.875	8-0	6-2	8-2	35-3	.921	18-0	7-2	10-1	10-2	L1
Vanderbilt	12-4	.750	6-2	6-2	6-4	24-9	.727	14-2	7-3	3-4	7-5	L2
Tennessee	11-5	.688	7-1	4-4	5-5	28-9	.757	15-1	5-5	8-3	9-3	L1
Florida	9-7	.563	6-2	3-5	3-7	21-13	.618	13-4	5-5	3-4	5-7	L2
South Carolina	6-10	.375	4-4	2-6	4-6	15-16	.484	11-5	2-9	2-2	4-8	L1
Georgia	5-11	.313	5-3	0-8	4-6	14-17	.452	12-4	0-11	2-2	5-7	L1

^ - SEC Champion; # - SEC East Champion; * - SEC Tournament Champion

Coaches' All-SEC Team

(*-Unanimous selection; ^-Ties are not broken)

SEC Scholar-Athlete of the Year

Ray Shipman, Florida

2010 SEC TOURNAMENT RESULTS

Bridgestone Arena, Nashville, Tenn.

Midwest Region • St. Louis, Mo.

(6) Tennessee 76, (2) Ohio State 73

First Team All-SEC

*Trey Thompkins, Georgia – F, So.
 *DeMarcus Cousins, Kentucky – F, Fr.
 Patrick Patterson, Kentucky – F, Jr.
 *John Wall, Kentucky – G, Fr.
 Jarvis Varnado, Miss. St. – F, Sr.
 *Devan Downey, S. Carolina – G, Sr.
 Wayne Chism, Tennessee – C, Sr.
 *Jermaine Beal, Vanderbilt – G, Sr.

SEC Freshman of the Year

DeMarcus Cousins, Kentucky

SEC Sixth-Man of the Year

John Jenkins, Vanderbilt

SEC Defensive Player of the Year

Jarvis Varnado, Mississippi State*

Associated Press Awards

(u-unanimous choice to first team)

First Team All-SEC

u-DeMarcus Cousins, Kentucky
 u-Devan Downey, South Carolina
 u-John Wall, Kentucky
 Jarvis Varnado, Mississippi State
 Trey Thompkins, Georgia

Second Team All-SEC

Patrick Patterson, Kentucky
 Chris Warren, Mississippi
 Jermaine Beal, Vanderbilt
 Tasmin Mitchell, LSU
 Wayne Chism, Tennessee

Honorable Mention All-SEC

Jeffery Taylor, Vanderbilt
 A.J. Ogilvy, Vanderbilt
Courtney Fortson, Arkansas
 Dee Bost, Mississippi St.
 Mikhail Torrance, Alabama

Player of the Year

John Wall, Kentucky

Coach of the Year

John Calipari, Kentucky

Newcomer of the Year

John Wall, Kentucky

First Round – March 11

(W4) Alabama 68, (E5) S. Carolina 63
 (E3)Tennessee 59, (W6) LSU 49
 (E4) Florida 78, (W5) Auburn 69
 (E6) Georgia 77, (W3) Arkansas 64

Quarterfinals – March 12

(E1) Kentucky 73, (W4) Alabama 67
 (E3) Tennessee 76, (W2) Ole Miss 69
 (W1) Miss. State, (E4) Florida 69
 (E2) Vanderbilt 78, (E6) Georgia 66

Semifinals – March 13

(E1) Kentucky 74, (E3) Tennessee 45
 (W1) Miss. State 62, (E2) Vanderbilt 52

Championship – March 14

(E1) Kentucky 75, (W1) Miss. St. 74 ot

NCAA Tournament Results

First Round

West Region • Oklahoma City, Okla.
 (7) BYU 99, (10) Florida 92 2ot

West Region • San Jose, Calif.

(13) Murray State 66, (4) Vanderbilt 65

East Region • New Orleans, La.

(1) Kentucky 100, (16) East Tenn. St. 71

Midwest Region • Providence, R.I.

(6) Tennessee 62, (11) San Diego St. 59

Second Round

East Region • New Orleans, La.

(1) Kentucky 90, (9) Wake Forest 60

Midwest Region • Providence, R.I.

(6) Tennessee 83, (14) Ohio 68

Regional Semifinals

East Region • Syracuse, N.Y.

(1) Kentucky 62, (12) Cornell 45

Regional Finals

East Region • Syracuse, N.Y.

(2) West Virginia 73, (1) Kentucky 66

Midwest Region • St. Louis, Mo.

(5) Michigan St. 70, (6) Tennessee 69

National Invitation Tournament

First Round

at (1) Miss. St. 81, (8) Jackson St. 67
 at (2) Ole Miss 84, (7) Troy 65

Second Round

at (2) Ole Miss 90, (3) Memphis 81
 (4) N. Carolina 76, at (1) Miss. St. 74

Quarterfinals

at (2) Ole Miss 90, (5) Texas Tech 87 2ot

Semifinals • New York, N.Y.

(3) Dayton 68, (2) Ole Miss 63



RAZORBACKS

COACHES

PLAYERS

09-10 SEASON

HISTORY

RECORDS

MEDIA

UNIVERSITY



2009-10 SEC TEAM STATISTICS - ALL GAMES

SCORING OFFENSE

Team	G	W-L	Pts	Avg/G
1. Kentucky	38	35-3	3012	79.3
2. Ole Miss	35	24-11	2743	78.4
3. Vanderbilt	33	24-9	2537	76.9
4. Auburn	32	15-17	2422	75.7
5. Arkansas	32	14-18	2391	74.7
6. Tennessee	37	28-9	2720	73.5
7. Mississippi State	36	24-12	2622	72.8
8. Florida	34	21-13	2455	72.2
9. South Carolina	31	15-16	2227	71.8
10. Georgia	31	14-17	2128	68.6
11. Alabama	32	17-15	2192	68.5
12. LSU	31	11-20	1905	61.5

SCORING DEFENSE

Team	G	Pts	Avg/G
1. Alabama	32	2073	64.8
2. Mississippi State	36	2336	64.9
3. Kentucky	38	2468	64.9
4. Tennessee	37	2413	65.2
5. Florida	34	2258	66.4
6. LSU	31	2059	66.4
7. Vanderbilt	33	2274	68.9
8. Georgia	31	2150	69.4
9. Ole Miss	35	2474	70.7
10. South Carolina	31	2197	70.9
11. Arkansas	32	2366	73.9
12. Auburn	32	2373	74.2

REBOUNDING OFFENSE

Team	G	Rebounds	Avg/G
1. Kentucky	38	1584	41.7
2. Ole Miss	35	1377	39.3
3. Mississippi State	36	1406	39.1
4. Florida	34	1265	37.2
5. Tennessee	37	1353	36.6
6. Vanderbilt	33	1197	36.3
7. Georgia	31	1117	36.0
8. LSU	31	1111	35.8
9. Alabama	32	1126	35.2
10. Auburn	32	1121	35.0
11. South Carolina	31	1078	34.8
12. Arkansas	32	1103	34.5

REBOUNDING DEFENSE

Team	G	Rebounds	Avg/G
1. Georgia	31	980	31.6
2. Kentucky	38	1277	33.6
3. Florida	34	1170	34.4
4. Alabama	32	1102	34.4
5. LSU	31	1082	34.9
6. Tennessee	37	1311	35.4
7. Auburn	32	1136	35.5
8. Vanderbilt	33	1182	35.8
9. Mississippi State	36	1335	37.1
10. Arkansas	32	1187	37.1
11. Ole Miss	35	1317	37.6
12. South Carolina	31	1236	39.9

FIELD GOAL PERCENTAGE

Team	G	FGM	FGA	Pct.
1. Kentucky	38	1066	2228	.478
2. Vanderbilt	33	859	1829	.470
3. Georgia	31	759	1664	.456
4. Tennessee	37	991	2174	.456
5. Ole Miss	35	986	2185	.451
6. Arkansas	32	829	1859	.446
7. Auburn	32	850	1913	.444
8. Florida	34	890	2006	.444
9. Alabama	32	791	1794	.441
10. Mississippi State	36	897	2065	.434
11. South Carolina	31	820	1961	.418
12. LSU	31	690	1726	.400

FIELD GOAL PCT DEFENSE

Team	G	FGM	FGA	Pct.
1. Kentucky	38	875	2314	.378
2. Mississippi State	36	868	2233	.389
3. Tennessee	37	804	2031	.396
4. Ole Miss	35	852	2081	.409
5. Vanderbilt	33	819	1992	.411
6. Alabama	32	736	1734	.424
7. Florida	34	841	1952	.431
8. Georgia	31	768	1782	.431
9. LSU	31	722	1675	.431
10. Arkansas	32	825	1910	.432
11. South Carolina	31	785	1754	.448
12. Auburn	32	830	1818	.457

3-POINT FG PCT

Team	G	3FGM	3FGA	Pct.
1. Vanderbilt	33	203	552	.368
2. Georgia	31	150	410	.366
3. Ole Miss	35	286	796	.359
4. Mississippi State	36	329	918	.358
5. Alabama	32	175	500	.350
6. Arkansas	32	201	579	.347
7. Kentucky	38	231	697	.331
8. Auburn	32	271	819	.331
9. Tennessee	37	218	681	.320
10. South Carolina	31	216	675	.320
11. Florida	34	203	648	.313
12. LSU	31	141	492	.287

3-POINT FG PCT DEFENSE

Team	G	3FGM	3FGA	Pct.
1. Tennessee	37	230	774	.297
2. Kentucky	38	245	783	.313
3. Alabama	32	181	570	.318
4. Florida	34	209	643	.325
5. Mississippi State	36	231	710	.325
6. Ole Miss	35	227	680	.334
7. Georgia	31	190	568	.335
8. Vanderbilt	33	209	621	.337
9. South Carolina	31	159	460	.346
10. LSU	31	204	589	.346
11. Auburn	32	223	630	.354
12. Arkansas	32	233	626	.372

3-POINT FG MADE

Team	G	No.	Avg/G
1. Mississippi State	36	329	9.1
2. Auburn	32	271	8.5
3. Ole Miss	35	286	8.2
4. South Carolina	31	216	7.0
5. Arkansas	32	201	6.3
6. Vanderbilt	33	203	6.2
7. Kentucky	38	231	6.1
8. Florida	34	203	6.0
9. Tennessee	37	218	5.9
10. Alabama	32	175	5.5
11. Georgia	31	150	4.8
12. LSU	31	141	4.5

FREE THROW PCT

Team	G	FTM	FTA	Pct.
1. Vanderbilt	33	616	854	.721
2. Georgia	31	460	641	.718
3. Alabama	32	435	615	.707
4. Florida	34	472	671	.703
5. LSU	31	384	552	.696
6. Mississippi State	36	499	728	.685
7. Arkansas	32	532	782	.680
8. Tennessee	37	520	775	.671
9. Kentucky	38	649	971	.668
10. Ole Miss	35	485	731	.663
11. Auburn	32	451	689	.655
12. South Carolina	31	371	571	.650

ASSISTS

Team	G	No.	Avg/G
1. Kentucky	38	573	15.1
2. Tennessee	37	530	14.3
3. Florida	34	479	14.1
4. Ole Miss	35	486	13.9
5. Arkansas	32	440	13.8
6. Georgia	31	425	13.7
7. Alabama	32	429	13.4
8. Vanderbilt	33	436	13.2
9. Auburn	32	419	13.1
10. Mississippi State	36	462	12.8
11. LSU	31	352	11.4
12. South Carolina	31	306	9.9

BLOCKED SHOTS

Team	G	No.	Avg/G
1. Mississippi State	36	271	7.5
2. Kentucky	38	273	7.2
3. South Carolina	31	188	6.1
4. Ole Miss	35	184	5.3
5. Vanderbilt	33	171	5.2
6. Georgia	31	145	4.7
7. Arkansas	32	130	4.1
8. Alabama	32	127	4.0
9. LSU	31	116	3.7
10. Tennessee	37	136	3.7
11. Auburn	32	90	2.8
12. Florida	34	94	2.8

STEALS

Team	G	No.	Avg/G
1. South Carolina	31	269	8.7
2. Auburn	32	252	7.9
3. Tennessee	37	290	7.8
4. Alabama	32	249	7.8
5. Ole Miss	35	259	7.4
6. Kentucky	38	279	7.3
7. Arkansas	32	232	7.3
8. Florida	34	243	7.1
9. LSU	31	190	6.1
10. Georgia	31	187	6.0
11. Mississippi State	36	209	5.8
12. Vanderbilt	33	188	5.7

SCORING MARGIN

Team	G	Offense	Defense	Margin
1. Kentucky	38	79.3	64.9	+14.3
2. Tennessee	37	73.5	65.2	+8.3
3. Vanderbilt	33	76.9	68.9	+8.0
4. Mississippi State	36	72.8	64.9	+7.9
5. Ole Miss	35	78.4	70.7	+7.7
6. Florida	34	72.2	66.4	+5.8
7. Alabama	32	68.5	64.8	+3.7
8. Auburn	32	75.7	74.2	+1.5
9. South Carolina	31	71.8	70.9	+1.0
10. Arkansas	32	74.7	73.9	+0.8
11. Georgia	31	68.6	69.4	-0.7
12. LSU	31	61.5	66.4	-5.0

REBOUNDING MARGIN

Team	G	Team	Avg.	Opp.	Avg.	Margin
1. Kentucky	38	1584	41.7	1277	33.6	+8.1
2. Georgia	31	1117	36.0	980	31.6	+4.4
3. Florida	34	1265	37.2	1170	34.4	+2.8
4. Mississippi State	36	1406	39.1	1335	37.1	+2.0
5. Ole Miss	35	1377	39.3	1317	37.6	+1.7
6. Tennessee	37	1353	36.6	1311	35.4	+1.1
7. LSU	31	1111	35.8	1082	34.9	+0.9
8. Alabama	32	1126	35.2	1102	34.4	+0.8
9. Vanderbilt	33	1197	36.3	1182	35.8	+0.5
10. Auburn	32	1121	35.0	1136	35.5	-0.5
11. Arkansas	32	1103	34.5	1187	37.1	-2.6
12. South Carolina	31	1078	34.8	1236	39.9	-5.1

TURNOVER MARGIN

Team	G	Team	Avg.	Opp.	Avg.	Margin
1. South Carolina	31	382	12.3	508	16.4	+4.1
2. Tennessee	37	490	13.2	599	16.2	+2.9
3. Ole Miss	35	423	12.1	494	14.1	+2.0
4. Auburn	32	437	13.7	484	15.1	+1.5
5. Florida	34	423	12.4	465	13.7	+1.2
6. Alabama	32	410	12.8	446	13.9	+1.1
7. Arkansas	32	439	13.7	469	14.7	+0.9
8. Vanderbilt	33	448	13.6	445	13.5	-0.1
9. LSU	31	397	12.8	384	12.4	-0.4
10. Kentucky	38	547	14.4	531	14.0	-0.4
11. Mississippi State	36	457	12.7	411	11.4	-1.3
12. Georgia	31	471	15.2	369	11.9	-3.3

ASSIST/TURNOVER RATIO

Team	G	Ast.	Avg.	T/O	Avg.	Ratio
1. Ole Miss	35	486	13.9	423	12.1	1.1
2. Florida	34	479	14.1	423	12.4	1.1
3. Tennessee	37	530	14.3	490	13.2	1.1
4. Kentucky	38	573	15.1	547	14.4	1.0
5. Alabama	32	429	13.4	410	12.8	1.0
6. Mississippi State	36	462	12.8	457	12.7	1.0
7. Arkansas	32	440	13.8	439	13.7	1.0
8. Vanderbilt	33	436	13.2	448	13.6	1.0
9. Auburn	32	419	13.1	437	13.7	1.0
10. Georgia	31	425	13.7	471	15.2	0.9
11. LSU	31	352	11.4	397	12.8	0.9
12. South Carolina	31	306	9.9	382	12.3	0.8

OFFENSIVE REBOUNDS

Team	G	No.	Avg/G
1. Kentucky	38	548	14.4
2. Florida	34	455	13.4
3. South Carolina	31	411	13.3
4. Ole Miss	35	460	13.1
5. LSU	31	393	12.7
6. Georgia	31	385	12.4
7. Alabama	32	386	12.1
8. Auburn	32	382	11.9
9. Tennessee	37	441	11.9
10. Mississippi State	36	395	11.0
11. Arkansas	32	351	11.0
12. Vanderbilt	33	361	10.9

DEFENSIVE REBOUNDS

</

2009-10 SEC TEAM STATISTICS - SEC GAMES ONLY



RAZORBACKS

SCORING OFFENSE

Team	G	W-L	Pts	Avg/G
1. Vanderbilt	16	12-4	1248	78.0
2. Kentucky	16	14-2	1230	76.9
3. Arkansas	16	7-9	1183	73.9
4. Auburn	16	6-10	1180	73.8
5. Ole Miss	16	9-7	1172	73.2
6. Florida	16	9-7	1137	71.1
7. Mississippi State	16	9-7	1134	70.9
8. Georgia	16	5-11	1132	70.8
9. Tennessee	16	11-5	1109	69.3
10. South Carolina	16	6-10	1081	67.6
11. Alabama	16	6-10	1042	65.1
12. LSU	16	2-14	919	57.4

SCORING DEFENSE

Team	G	Pts	Avg/G
1. Alabama	16	1032	64.5
2. Tennessee	16	1060	66.2
3. Kentucky	16	1069	66.8
4. LSU	16	1098	68.6
5. Florida	16	1109	69.3
6. Mississippi State	16	1119	69.9
7. Ole Miss	16	1143	71.4
8. South Carolina	16	1162	72.6
9. Georgia	16	1170	73.1
10. Vanderbilt	16	1188	74.2
11. Arkansas	16	1193	74.6
12. Auburn	16	1224	76.5

REBOUNDING OFFENSE

Team	G	Rebounds	Avg/G
1. Kentucky	16	658	41.1
2. Mississippi State	16	607	37.9
3. Ole Miss	16	601	37.6
4. Tennessee	16	583	36.4
5. Georgia	16	581	36.3
6. Alabama	16	570	35.6
7. Florida	16	569	35.6
8. Arkansas	16	562	35.1
9. Vanderbilt	16	552	34.5
10. Auburn	16	540	33.8
11. LSU	16	535	33.4
12. South Carolina	16	523	32.7

REBOUNDING DEFENSE

Team	G	Rebounds	Avg/G
1. Georgia	16	492	30.8
2. Florida	16	531	33.2
3. Alabama	16	553	34.6
4. Kentucky	16	560	35.0
5. Vanderbilt	16	570	35.6
6. LSU	16	574	35.9
7. Ole Miss	16	575	35.9
8. Auburn	16	580	36.2
9. Tennessee	16	586	36.6
10. Arkansas	16	594	37.1
11. South Carolina	16	620	38.8
12. Mississippi State	16	646	40.4

FIELD GOAL PERCENTAGE

Team	G	FGM	FGA	Pct.
1. Georgia	16	412	877	.470
2. Vanderbilt	16	400	868	.461
3. Kentucky	16	428	941	.455
4. Florida	16	406	908	.447
5. Ole Miss	16	431	972	.443
6. Tennessee	16	409	927	.441
7. Alabama	16	381	885	.431
8. Arkansas	16	414	962	.430
9. Auburn	16	406	946	.429
10. Mississippi State	16	388	948	.409
11. South Carolina	16	396	987	.401
12. LSU	16	335	885	.379

FIELD GOAL PCT DEFENSE

Team	G	FGM	FGA	Pct.
1. Kentucky	16	385	993	.388
2. Tennessee	16	357	901	.396
3. Mississippi State	16	418	1022	.409
4. Ole Miss	16	377	917	.411
5. Alabama	16	370	876	.422
6. Vanderbilt	16	420	962	.437
7. Georgia	16	413	936	.441
8. Arkansas	16	427	960	.445
9. Florida	16	408	911	.448
10. LSU	16	384	852	.451
11. Auburn	16	431	906	.476
12. South Carolina	16	416	870	.478

3-POINT FG PCT

Team	G	3FGM	3FGA	Pct.
1. Georgia	16	91	230	.396
2. Vanderbilt	16	93	255	.365
3. Ole Miss	16	120	334	.359
4. Auburn	16	144	415	.347
5. Alabama	16	89	257	.346
6. Arkansas	16	105	310	.339
7. Florida	16	89	274	.325
8. Mississippi State	16	136	428	.318
9. South Carolina	16	116	369	.314
10. Kentucky	16	91	300	.303
11. Tennessee	16	87	291	.299
12. LSU	16	74	264	.280

3-POINT FG PCT DEFENSE

Team	G	3FGM	3FGA	Pct.
1. Kentucky	16	90	326	.276
2. Tennessee	16	99	336	.295
3. Alabama	16	88	290	.303
4. Mississippi State	16	99	321	.308
5. Georgia	16	106	322	.329
6. Auburn	16	101	303	.333
7. South Carolina	16	77	227	.339
8. Ole Miss	16	112	320	.350
9. Arkansas	16	114	318	.358
10. Vanderbilt	16	111	307	.362
11. LSU	16	122	337	.362
12. Florida	16	116	320	.363

3-POINT FG MADE

Team	G	No.	Avg/G
1. Auburn	16	144	9.0
2. Mississippi State	16	136	8.5
3. Ole Miss	16	120	7.5
4. South Carolina	16	116	7.3
5. Arkansas	16	105	6.6
6. Vanderbilt	16	93	5.8
7. Kentucky	16	91	5.7
8. Georgia	16	91	5.7
9. Florida	16	89	5.6
10. Alabama	16	89	5.6
11. Tennessee	16	87	5.4
12. LSU	16	74	4.6

FREE THROW PCT

Team	G	FTM	FTA	Pct.
1. Vanderbilt	16	355	471	.754
2. Georgia	16	217	301	.721
3. LSU	16	175	244	.717
4. Florida	16	236	330	.715
5. Arkansas	16	250	357	.700
6. Alabama	16	191	273	.700
7. Mississippi State	16	222	325	.683
8. Kentucky	16	283	417	.679
9. Ole Miss	16	190	283	.671
10. Tennessee	16	204	310	.658
11. South Carolina	16	173	264	.655
12. Auburn	16	224	342	.655

ASSISTS

Team	G	No.	Avg/G
1. Georgia	16	240	15.0
2. Florida	16	217	13.6
3. Alabama	16	211	13.2
4. Arkansas	16	209	13.1
5. Tennessee	16	205	12.8
6. Mississippi State	16	205	12.8
7. Kentucky	16	203	12.7
8. Vanderbilt	16	200	12.5
9. Auburn	16	195	12.2
10. Ole Miss	16	191	11.9
11. LSU	16	169	10.6
12. South Carolina	16	144	9.0

BLOCKED SHOTS

Team	G	No.	Avg/G
1. Kentucky	16	117	7.3
2. Mississippi State	16	117	7.3
3. Vanderbilt	16	74	4.6
4. Tennessee	16	70	4.4
5. South Carolina	16	69	4.3
6. Ole Miss	16	67	4.2
7. Georgia	16	64	4.0
8. Arkansas	16	63	3.9
9. Alabama	16	57	3.6
10. LSU	16	54	3.4
11. Auburn	16	45	2.8
12. Florida	16	40	2.5

STEALS

Team	G	No.	Avg/G
1. South Carolina	16	124	7.8
2. Arkansas	16	117	7.3
3. Tennessee	16	115	7.2
4. Kentucky	16	115	7.2
5. Ole Miss	16	112	7.0
6. Auburn	16	111	6.9
7. Alabama	16	110	6.9
8. Florida	16	107	6.7
9. LSU	16	100	6.3
10. Mississippi State	16	94	5.9
11. Vanderbilt	16	91	5.7
12. Georgia	16	83	5.2

SCORING MARGIN

Team	G	Offense	Defense	Margin
1. Kentucky	16	76.9	66.8	+10.1
2. Vanderbilt	16	78.0	74.2	+3.8
3. Tennessee	16	69.3	66.2	+3.1
4. Ole Miss	16	73.2	71.4	+1.8
5. Florida	16	71.1	69.3	+1.8
6. Mississippi State	16	70.9	69.9	+0.9
7. Alabama	16	65.1	64.5	+0.6
8. Arkansas	16	73.9	74.6	-0.6
9. Georgia	16	70.8	73.1	-2.4
10. Auburn	16	73.8	76.5	-2.8
11. South Carolina	16	67.6	72.6	-5.1
12. LSU	16	57.4	68.6	-11.2

REBOUNDING MARGIN

Team	G	Team	Avg.	Opp.	Avg.	Margin
1. Kentucky	16	658	41.1	560	35.0	+6.1
2. Georgia	16	581	36.3	492	30.8	+5.6
3. Florida	16	569	35.6	531	33.2	+2.4
4. Ole Miss	16	601	37.6	575	35.9	+1.6
5. Alabama	16	570	35.6	553	34.6	+1.1
6. Tennessee	16	583	36.4	586	36.6	-0.2
7. Vanderbilt	16	552	34.5	570	35.6	-1.1
8. Arkansas	16	562	35.1	594	37.1	-2.0
9. LSU	16	535	33.4	574	35.9	-2.4
10. Mississippi State	16	607	37.9	646	40.4	-2.4
11. Auburn	16	540	33.8	580	36.2	-2.5
12. South Carolina	16	523	32.7	620	38.8	-6.1

TURNOVER MARGIN

Team	G	Team	Avg.	Opp.	Avg.	Margin
1. South Carolina	16	180	11.3	229	14.3	+3.1
2. Arkansas	16	221	13.8	239	14.9	+1.1
3. Tennessee	16	213	13.3	229	14.3	+1.0
4. Auburn	16	203	12.7	219	13.7	+1.0
5. Ole Miss	16	195	12.2	207	12.9	+0.8
6. Vanderbilt	16	207	12.9	214	13.4	+0.4
7. Florida	16	192	12.0	195	12.2	+0.2
8. Kentucky	16	223	13.9	220	13.8	-0.2
9. LSU	16	207	12.9	196	12.3	-0.7
10. Mississippi State	16	199	12.4	187	11.7	-0.8
11. Alabama	16	217	13.6	199	12.4	-1.1
12. Georgia	16	254	15.9	177	11.1	-4.8

ASSIST/TURNOVER RATIO

Team	G	Ast.	Avg.	T/O	Avg.	Ratio
1. Florida	16	217	13.6	192	12.0	1.1
2. Mississippi State	16	205	12.8	199	12.4	1.0
3. Ole Miss	16	191	11.9	195	12.2	1.0
4. Alabama	16	211	13.2	217	13.6	1.0
5. Vanderbilt	16	200	12.5	207	12.9	1.0
6. Tennessee	16	205	12.8	213	13.3	1.0
7. Auburn	16	195	12.2	203	12.7	1.0
8. Arkansas	16	209	13.1	221	13.8	0.9
9. Georgia	16	240	15.0	254	15.9	0.9
10. Kentucky	16	203	12.7	223	13.9	0.9
11. LSU	16	169	10.6	207	12.9	0.8
12. South Carolina	16	144	9.0	180	11.3	0.8

OFFENSIVE REBOUNDS

Team	G	No.	Avg/G
1. Kentucky	16	229	14.3
2. Georgia	16	204	12.8
3. Florida	16	204	12.8
4. Ole Miss	16	192	12.0
5. South Carolina	16	189	11.8
6. Mississippi State	16	186	11.6
7. LSU	16	186	11.6
8. Tennessee	16	186	11.6
9. Arkansas	16	183	11.4
10. Auburn	16	182	11.4
11. Alabama	16	181	11.3
12. Vanderbilt	16	169	10.6

DEFENSIVE REBOUNDS

Team	G	No.	Avg/G
------	---	-----	-------



ARKANSAS BASKETBALL





RAZORBACKS

COACHES

PLAYERS

09 - 10 SEASON


HISTORY

RECORDS

MEDIA

UNIVERSITY

THE BASKETBALL PALACE OF MID-AMERICA



Arkansas has played in Bud Walton Arena – The Basketball Palace of Mid-America - for 16 years and has drawn more than 4.4 million fans. In that time it has ranked among national attendance leaders every season and the Hogs have won 80 percent of its games.

When Arkansas joined the Southeastern Conference in August of 1990, then Razorback Athletic Director Frank Broyles knew the athletic facilities had to be upgraded to contend in America’s most nationally competitive league.

His attention turned immediately to basketball. The Hogs were very successful, coming off a Final Four trip earlier that year, but had just a 9,000-seat home, Barnhill Arena.

One day, Bud Walton, co-founder of Wal-Mart, visited Broyles and asked him what Arkansas needed most to be competitive in the SEC. Broyles mentioned the need for additional basketball seats and was asked by Walton what a new arena would cost. The figure \$30 million was discussed and Walton offered to pay half. From that visit, fabulous Bud Walton Arena was born.

Groundbreaking to grand opening was accomplished in a remarkable 18 months. The Razorbacks played in Bud Walton for the first time in November of 1993. Everything went perfectly during the first full year. Not only did Arkansas sell out the arena, the Razorbacks were unbeaten in their new home (16-0) and won the 1994 national championship.

The Hogs carry a 210-50 (.808) record into the 2010 season.

In 16 seasons, Arkansas has an all-time average attendance of 17,160 in Bud Walton Arena. Arkansas has ranked in the top 15 nationally in attendance every year in BWA, including a No. 11 ranking in 2009 with an average of 16,043 per game.

Entering the 2010 campaign, Arkansas has a combined mark of 514-144 in its last two homes for an outstanding home winning percentage of .781 over the last 52 years.

Bud Walton Arena houses a deluxe museum on the ground level that includes a tribute to Arkansas’ 1994 NCAA championship and multiple Final Four appearances as well as the history of Razorback basketball, track and field, baseball, tennis and golf. Eye-catching displays on the concourse level salute recent Razorback highlights.

Enhancements prior to the 2009 season included the addition of courtside seating, electronic signage at the scorer’s table, new retractable seats in the lower level, electronic ribbon boards along the bottom of the upper deck, replacing the Razorback on the court with the classic Razorback logo and opening up the student section by converting it from chairback seats to benches.

Eight suites were added prior to the 2008 season, raising the total to 47.

The Razorbacks received an expanded locker room in 2005, which includes a lounge with a spacious meeting area.

The 2004 season marked the debut of a new custom scoreboard in the shape of a basketball hoop. The board, 24 feet, three inches wide by 22 feet tall, features four video screens, each 12 feet, six inches wide by eight feet, 10 inches tall. An LED ring at the top is used to display game statistics.

As captivating as the displays, museum and championship banners are hanging from the arena floor’s ceiling, the aspect of the facility demanding the most attention is spirit. Every game still produces an NCAA Tournament-type atmosphere with the exception of the crowd, which is anything but neutral.

According to Rosser International in Atlanta, when the arena was built, there were more seats in less space than in any such facility in the world. It’s no wonder the noise level can be absolutely ear-splitting.

From pre-game to post-game, Bud Walton Arena is perfectly choreographed with the band, the spirit groups, the lighting system, the public address, the scoreboard and the team. Each game at Walton Arena is a rich experience leaving Razorback fans hungry for more.



Arkansas' Records at Home

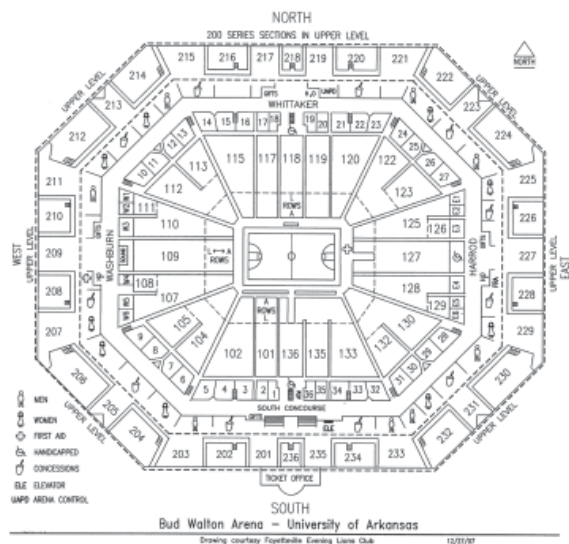
Bud Walton Arena (1994-present)

Year	Record	SEC Record	Attendance	Average	National Rank
1994	16-0 (.1000)	8-0 (1.000)	322,146	20,134	4th
1995	14-1 (.933)	7-1 (.875)	301,212	20,081	4th
1996	14-4 (.778)	6-2 (.750)	346,698	19,261	5th
1997	15-3 (.833)	6-2 (.750)	329,540	18,308	5th*
1998	15-0 (1.000)	8-0 (1.000)	291,089	19,406	4th
1999	14-2 (.875)	6-2 (.750)	292,704	18,294	5th
2000	9-5 (.643)	5-3 (.625)	249,300	17,807	6th
2001	16-2 (.889)	7-1 (.875)	292,057	16,225	9th
2002	11-5 (.688)	5-3 (.625)	241,033	15,065	13th
2003	8-8 (.563)	3-5 (.375)	236,638	14,790	14th
2004	10-6 (.625)	4-4 (.500)	236,676	14,792	13th
2005	13-3 (.813)	5-3 (.625)	252,608	15,788	9th
2006	15-1 (.938)	7-1 (.875)	239,336	14,958	12th
2007	13-3 (.813)	5-3 (.625)	267,520	16,720	9th
2008	15-1 (.938)	7-1 (.875)	274,360	17,148	8th
2009	12-6 (.667)	2-6 (.250)	288,781	16,043	11th
2010	12-9 (.571)	5-3 (.625)	276,821	13,182	25th
Totals	222-59 (.790)	95-41 (.699)	4,738,519	16,863	17 years in top 25

* national rank based on regular-season average of 19,321



The key contributor to Arkansas' world-class facility, Bud Walton.





HOME CROWDS OF 20,000 OR MORE

	ATT.	OPPONENT	DATE
1.	20,320	Kentucky	1/26/97
2.	20,298	Auburn	2/24/99
	20,298	Kentucky	1/29/95
4.	20,275	Alabama	1/24/98
5.	20,274	Georgia	3/3/01
6.	20,272	Auburn	3/4/95
7.	20,270	Cincinnati	12/9/95
8.	20,268	Kentucky	1/29/05
	20,268	Alabama	1/24/95
10.	20,266	Kentucky	2/25/01
11.	20,264	LSU	1/31/95
12.	20,262	Alabama	2/16/94
13.	20,260	Memphis	2/9/95
14.	20,258	Missouri	12/6/97
	20,258	Ole Miss	2/18/95
16.	20,256	Missouri	12/5/95
17.	20,248	Ole Miss	2/5/98
	20,248	Alabama	2/28/96
19.	20,246	Vanderbilt	2/1/94
20.	20,242	Mississippi St.	1/11/95
	20,242	Auburn	2/21/98
	20,242	Tulsa	12/23/94
23.	20,230	Florida	2/12/94
24.	20,224	Mississippi St.	3/5/94
25.	20,214	Tennessee	1/7/95
26.	20,212	Missouri	12/2/93
27.	20,208	Louisville	12/21/96
	20,208	Auburn	2/26/94
	20,208	LSU	1/11/94
30.	20,202	South Carolina	2/18/98
31.	20,198	Kentucky	2/20/99
32.	20,190	Georgia	2/15/97
33.	20,186	Providence	1/23/99
34.	20,184	Mississippi St.	2/13/99
	20,184	Delaware St.	12/11/93
36.	20,168	Georgia	1/16/99
	20,168	Montevallo	2/25/95
38.	20,164	Vanderbilt	2/7/98
39.	20,162	Mississippi St.	1/20/96
40.	20,158	LSU	1/30/96
41.	20,118	South Carolina	1/22/94
42.	20,114	LSU	1/27/99
43.	20,104	Ole Miss	1/9/98
	20,104	LSU	1/11/97
	20,104	Arizona	11/17/95
46.	20,102	Murray St.	12/10/94
47.	20,098	Texas Southern	12/28/93
48.	20,096	Ole Miss	1/5/94
49.	20,084	Jackson St.	12/18/93
50.	20,068	Tennessee	2/2/99
51.	20,048	Murray St.	11/29/93
52.	20,034	Montevallo	2/5/94
53.	20,018	Florida A&M	12/21/94
54.	20,014	Centenary	12/6/94
55.	20,008	SMU	1/3/94
56.	20,006	Memphis	2/1/97
57.	20,002	La.-Monroe	11/15/95



The Tommy Boyer Hall of Champions (above) features displays dedicated to Arkansas' top teams and players while the concourse (below) includes displays commemorating big moments in Razorback history.



UA HOME GAME RECORDS

Most Individual Points: 51, Rotnei Clarke vs. Alcorn St., 11/13/10
Team: 166, vs. U.S. International, 12/9/89
Combined Teams: 267 (UA 166, U.S. International 101), 12/9/89

Most Individual Field Goals: 20, Dean Tolson vs. Texas A&M, 3/2/74
Team: 68, vs. U.S. International, 12/9/89
Combined Teams: 108 (UA 68, U.S. International 40), 12/9/89

Most Individual Field Goals Attempted: 36, Dean Tolson vs. Texas A&M, 3/2/74
Team: 101, vs. U.S. International, 12/9/89
Combined Teams: 201 (UA 97, Western Kentucky 104), 12/3/74

Most Individual Free Throws: 22, Martin Terry vs. Texas A&M, 1/22/72
Team: 55, vs. Rice, 2/5/72
Combined Teams: 96 (UA 55, Rice 41), 2/5/72

Most Individual Rebounds: 23, Nick Davis vs. Jackson St., 11/21/97
Team: 77, vs. Jackson St., 11/22/02
Combined Teams: 114 (UA 50, Western Kentucky 64), 2/3/74



UA Basketball Facilities

While the championship-caliber basketball and the sell-out crowds are the most noticeable parts of Bud Walton Arena, what it offers to the basketball program on a daily basis is so much more.

From the spacious locker rooms and team meeting area to the artistically designed shower, Bud Walton provides top-notch accommodations for Arkansas players and coaches. Arkansas' locker room was expanded for the 2005 season and now includes a lounge with a big screen television and computer work stations. It also features a meeting area large enough to comfortably accommodate the entire team and staff.

Arkansas' basketball team utilizes a fully stocked weight room as well as top-notch training facilities.

Even the hallway leading to the basketball offices features a hardwood floor replica complete with court markings and logos.

Razorback basketball history is alive and well in the Tommy Boyer Hall of Champions and in displays on the concourse level. The Yvonne Richardson Great Moments Theater delivers Arkansas' rich history at the touch of a button.

Whether it's players preparing for the next game, fans reliving great moments of the past or crowds anticipating tip-off, one visit and you'll know why Bud Walton Arena is truly "The Basketball Palace of Mid-America."



Barnhill Arena (UA's home from 1958-93)

Year	Record	Conference	Avg. Att.
1958	9-2 (.818)	6-1 (.857)	NA
1959	5-4 (.556)	4-3 (.571)	NA
1960	7-4 (.636)	4-3 (.571)	NA
1961	8-2 (.800)	5-2 (.714)	NA
1962	7-3 (.700)	4-3 (.571)	NA
1963	6-3 (.667)	5-2 (.714)	NA
1964	6-5 (.545)	4-3 (.571)	NA
1965	5-5 (.500)	3-3 (.500)	NA
1966	9-1 (.900)	6-1 (.857)	NA
1967	3-5 (.375)	3-3 (.500)	NA
1968	5-4 (.556)	5-2 (.714)	NA
1969	5-5 (.500)	3-3 (.500)	NA
1970	3-4 (.429)	3-3 (.500)	NA
1971	3-11 (.214)	0-7 (.000)	NA
1972	7-4 (.636)	4-3 (.571)	NA
1973	9-5 (.643)	5-2 (.714)	NA
1974	8-4 (.667)	5-2 (.714)	NA
1975	12-2 (.857)	7-0 (1.000)	NA
1976	11-1 (.917)	6-1 (.857)	NA
1977	11-0 (1.000)	7-0 (1.000)	NA
1978	12-0 (1.000)	7-0 (1.000)	6,305
1979	10-2 (.833)	6-2 (.750)	9,125
1980	12-0 (1.000)	8-0 (1.000)	9,129
1981	10-1 (.909)	7-1 (.875)	9,182
1982	11-0 (1.000)	8-0 (1.000)	9,198
1983	11-1 (.917)	7-1 (.875)	9,147
1984	11-0 (1.000)	8-0 (1.000)	8,840
1985	10-1 (.909)	7-1 (.875)	8,925
1986	4-7 (.364)	2-6 (.250)	8,641
1987	10-2 (.833)	6-2 (.750)	8,978

Year	Record	Conference	Avg. Att.
1988	11-1 (.917)	7-1 (.875)	8,725
1989	11-0 (1.000)	8-0 (1.000)	9,083
1990	10-1 (.909)	8-0 (1.000)	9,117
1991	13-1 (.929)	8-0 (1.000)	9,405
1992	10-1 (.909)	8-0 (1.000)	9,423
1993	9-2 (.818)	6-2 (.750)	9,435
Totals	304-94 (.764)	200-63 (.760)	8,916

Note: UA was a member of the Southwest Conference from 1924-91 and has been a member of the Southeastern Conference since 1992.

Note: Barnhill Arena's capacity was expanded from 5,000 to 6,200 in 1977 and to 9,000 in 1978.



The Razorbacks were 304-94 in 36 seasons in Barnhill Arena.

RAZORBACKS

COACHES

PLAYERS

09-10 SEASON

HISTORY

RECORDS

MEDIA

UNIVERSITY



RAZORBACKS

COACHES

PLAYERS

09 - 10 SEASON

HISTORY

RECORDS

MEDIA

UNIVERSITY

ARKANSAS TEAM

Points: 137 vs. Troy State, 12/10/96
Field Goals Made: 57 vs. Troy State (57-99), 12/10/96
Field Goals Att.: 99 vs. Troy State (57-99), 12/10/96
Field-Goal Pct.: .623 vs. Jackson State (48-77), 11/22/96
3-Pointers Made: 21* vs. Troy State (21-37), 12/10/96
3-Pointers Att.: 54* vs. North Texas (19-54), 12/30/98
3-Point Pct. (Min. 15 att.): .667* vs. Western Carolina (14-21), 1999
Free Throw Made: 48 vs. Ole Miss (48-53), 1/17/04
Free Throw Att.: 53 vs. Ole Miss (48-53), 1/17/04; Northeastern Ill.(35 of 53), 11/16/97
Free-Throw Pct. (Min. 10 att.): .941 vs. LSU (16-17) 2/12/05
Offensive Rebounds: 30 vs. Alcorn State, 12/3/95; vs. Northeastern Ill., 11/16/97
Defensive Rebounds: 48 vs. Jackson State, 11/22/02
Total Rebounds: 77 vs. Jackson State, 11/22/02
Personal Fouls: 35 vs. Cincinnati, 12/9/95
Assists: 40 vs. Troy State, 12/10/96
Turnovers: 31 vs. Alcorn State, 12/3/95
Blocks: 18* vs. Missouri, 12/5/95
Steals: 26* vs. La-Monroe, 11/25/00
Points First Half: 71 vs. Alcorn State, 11/13/09
Points Second Half: 75 vs. Missouri, 12/2/93

OPPONENT TEAM

Points: 98, Ole Miss, 2/4/09; Alabama, 2/28/96
Field Goals Made: 34, Alabama (34-70), 1/29/09; Southeastern La. (34-69), 11/14/08; Jackson State (34-84), 12/18/93; Centenary (34-93), 12/6/94
Field Goals Att.: 93, Centenary (34-93), 12/6/94
Field-Goal Pct.: .596, South Carolina (31-52), 1/8/00
3-Pointers Made: 17, Florida (17-31), 1/14/98
3-Pointers Att.: 40, Jackson State (13-40), 11/21/97
3-Point Pct. (Min. 15 att.): .632, Texas St. (12-19), 12/6/05
Free Throws Made: 38, Missouri (38-47), 12/15/95
Free Throw Att.: 52, Ole Miss (32-52), 1/9/99
Free-Throw Pct. (Min. 10 att.): .923, Mississippi State (12-13), 2/13/99
Offensive Rebounds: 28, LSU, 1/11/97
Defensive Rebounds: 34, LSU, 1/6/04
Total Rebounds: 55, Missouri, 12/15/95
Personal Fouls: 38, Northeastern Illinois, 11/16/97
Assists: 23, Vanderbilt, 2/7/98
Turnovers: 42, Bethune-Cookman, 12/2/97; Grambling, 12/31/00
Blocks: 11, Southeastern La., 11/14/08
Steals: 18, Alcorn State, 12/3/95
Points First Half: 60, Alabama, 2/28/96
Points Second Half: 56, Jackson State, 11/30/94

ARKANSAS INDIVIDUAL

Points: 51, Rotnei Clarke vs. Alcorn State, 11/13/09
Field Goals Made: 15, Rotnei Clarke (15-21) vs. Alcorn State, 11/13/09
Field Goals Att.: 28, Pat Bradley (11-28) vs. North Texas, 12/30/98
Field-Goal Pct. (Min. 8 att.): 1.000* Lee Wilson (9-9) vs. Montevallo, 2/25/95
3-Pointers Made: 13*#, Rotnei Clarke (13-21) vs. Alcorn St., 11/13/09
3-Pointers Att.: 24*#, Pat Bradley (10-24) vs. North Texas, 12/30/98
3-Point Pct. (Min. 6 att.): 1.000, Patrick Beverley (6-6) vs. Auburn, 3/8/08
Free Throw Made: 17, Corliss Williamson (17-22) vs. Ole Miss, 2/18/95
Free Throw Att.: 22, Corliss Williamson (17-22) vs. Ole Miss, 2/18/95
Free-Throw Pct. (Min. 10 att.): 1.000*, Kareem Reid (14-14) vs. Memphis, 12/19/98
Offensive Rebounds: 12, Dionisio Gomez vs. Georgia, 1/18/03 (17 total)
Defensive Rebounds: 15, Nick Davis vs. Jackson State, 11/21/97
Total Rebounds: 23*, Nick Davis vs. Jackson State, 11/21/97
Assists: 15*, Kareem Reid vs. Jackson State, 11/22/96; Dontell Jefferson vs. Portland St., 11/18/05
Turnovers: 8, Sonny Weems vs. Missouri, 11/28/07; Darian Townes vs. Tennessee, 2/24/07; Sunday Adebayo vs. Cincinnati, 12/9/95
Blocks: 10, Steven Hill vs. Texas St., 12/6/05
Steals: 8, Clint McDaniel vs. Florida A&M, 12/21/94

OPPONENT INDIVIDUAL

Points: 45, Jodie Meeks, Kentucky, 2/14/09
Field Goals Made: 17, Jodie Meeks (17-24), Kentucky, 2/24/09
Field Goals Att.: 29, Nate Driggers (13-29), Montevallo, 2/25/95
Field-Goal Pct. (Min. 8 att.): .889, Nazr Mohammed (8-9), Kentucky, 1/26/97
3-Pointers Made: 8, Aijay Foreman, Centenary (8-14), 12/6/94; Decarto Draper (8-13), Jackson State, 11/21/97; Joe Ervin, North Texas (8-14), 12/30/98
3-Pointers Att.: 14, Aijay Foreman, Centenary, 12/6/94; Joe Ervin, North Texas, 12/30/98
3-Point Pct. (Min. 6 att.): .714, Dan Cross (5-7), Florida, 2/12/94
Free Throw Made: 18, Jason Sutherland (18-20), Missouri, 12/5/95
Free Throw Att.: 20, Ansu Sesay (14-20), Ole Miss, 2/18/95; Jason Sutherland (18-20), Missouri, 12/5/95
Free-Throw Pct. (Min. 10 att.): .938, Erwin Dudley (15-16), Alabama, 2/5/03
Offensive Rebounds: 11, Sunday Adebayo, Memphis, 2/1/97
Defensive Rebounds: 14, Jaime Lloreda, LSU, 1/6/04
Total Rebounds: 18, Korvotney Barber, Auburn, 1/24/09
Assists: 12, Perth Robinson, Georgia, 1/18/95
Turnovers: 12, Devin Gibson, Texas-San Antonio, 12/12/07
Blocks: 7, Deginald Erskin, North Texas, 12/30/98
Steals: 8, Terry Conerway, Southwest Texas State, 12/21/02

MISCELLANEOUS

Won-Lost: 222-59 (.790)
Points (Avg.): Arkansas: 21,638 (77.0); Opponents: 17,870 (63.6)
Most Combined Points: 215 vs. Centenary (Arkansas 121, Centenary 94)
Longest Winning Streak: 30 games (Memphis 2/1/97-North Texas 12/30/98)
Longest Losing Streak: 3 (three times, last: 11/24/09-11/29/09)
Field Goals: Arkansas: 8469-18,241 (.464); Opponents: 6604-16,399 (.402)
Arkansas 100-Point Games: 33, Last: Alcorn St. (130-68) 11/13/09
Arkansas 90-Point Games: 73
Opponent 100-Point Games: 0
Biggest Victory Margin: 68 vs. Montevallo (122-64), 2/5/94
Biggest Defeat Margin: 22 vs. Auburn (73-51), 1/24/09
Record vs. Ranked Teams: 28-19
Record vs. Top 10 Teams: 10-5
Record vs. Top Five Teams: 5-3
Last Ranked Team at BWA: No. 16 Vanderbilt, 2/27/10 (L 72-89)
Highest Ranked Team at BWA: No. 2 Kentucky, 2/19/03 (L 66-50); No. 2 Auburn, 2/24/99 (W 104-88); No. 2 Texas, 1/5/10 (L 85-96)
Highest Attendance: 20,320 vs. Kentucky, 1/26/97
Lowest Attendance: 7,362 vs. Maryland-Eastern Shore, 1/2/01
** UA Record || # SEC Record*



Arkansas beat No. 4 Oklahoma and No. 7 Texas in 2009 and hold a 10-5 record in Bud Walton Arena against teams ranked in the top 10.



Championships were a tradition at Arkansas long before the Razorbacks earned the national title in 1994. The '94 championship was the grandest of them all, but the NCAA trophy isn't exactly the only one on the shelf in the fabulous Bud Walton Arena museum.

In fact, Arkansas has made six trips to the NCAA Final Four. The Razorbacks have earned 30 bids to the NCAA Tournament.

In conference play, Arkansas has won 24 league championships with 22 coming in the Southwest Conference between 1926 and 1991. The Hogs won the Southeastern Conference crown in 1992, their first year in the league, after winning three straight SWC titles. The Hogs have also won seven league tournament crowns.

Since joining the SEC, Arkansas has been a dominant member. The Razorbacks won overall titles in 1992 and 1994, and Western Division titles in 1992, '93, '94 and '95, and won the tournament crown in 2000.

Arkansas has a long-standing tradition of winning in basketball. It started in the 1920s and has carried through to this time. Even though Arkansas didn't begin playing basketball until 1924, the Hogs won more SWC championships than any other school.

It didn't take long for the Hogs to have an impact on the SWC. Two years after starting the program, Arkansas won its first league crown. It was the first of five in a row. Francis Schmidt, Arkansas' first basketball coach, guided the Hogs to the 1926, '27, '28 and '29 titles. Chuck Bassett was the coach of the 1930 championship squad.

Wear Schoonover, Arkansas' first football All-American, captained the 1930 club. He earned All-SWC honors three times. In fact, the Razorbacks dominated the all-conference squads of the late 1920s. In 1928, Arkansas had four of the five All-SWC selections when Glen Rose, Tom Pickell, Gene Lambert Sr. and Schoonover were named all-league. Rose was also the first Razorback to earn All-America honors (1928), followed a year later by Pickell and Lambert.

The Hogs were loaded with all-conference talent during that time. Rose was a three-time All-SWC pick, as was Pickell.

Lambert and Rolla Adams made it twice, as did Milan Creighton.

From 1926 through 1929, Arkansas was a combined 60-5.

When Schmidt left Arkansas as coach, he went to league rival TCU and was tough to beat until the Razorbacks hired Rose as head coach.

He began another glorious run with a co-championship in 1935. The Hogs won SWC titles in '36, '38, '41 and '42. The 1936 Razorbacks almost represented the United States in the Olympics, winning four games in an Olympic playoff before losing to a team of all-stars from California in the semifinals of the tournament.

Jim Lee Howell, Ike Poole, Taft Moody, Don Lockard, Jack Robbins, Howard Hickey and Johnny Adams were the stars of their day. Adams was an All-American in 1941. He was Arkansas' fifth All-American but the last one UA would have until Ron Brewer made it in 1977.

From 1945 to 1950, Arkansas had four second-place finishes and shared the 1949 title. The Razorbacks then went through a mild recession before claiming a co-championship in 1958. By winning a playoff game against SMU, Arkansas qualified for the NCAA Tournament. It wasn't a pleasant experience. Oklahoma State, which featured Eddie Sutton as a player, downed the Hogs by 25, 65-40, and Oscar Robertson exploded for 58 points as the Hogs were drilled by Cincinnati, 97-62, in a consolation game.


As unpleasant as the tournament experience was, Arkansas would have loved to have gone back, but it didn't happen for 19 years. Not even Rose, who led the Hogs to the '58 title in his second stint as coach,

could return Arkansas to glory. He retired following the 1966 season, but neither of his two successors, Duddy Waller or Lanny Van Eman, put a contender on the floor.

Van Eman did, however, bring excitement to the game. His teams regularly scored in the 80s and 90s at a time when the traditional powers played games in the 60s. Van Eman recruited Martin Terry from junior college and Terry set school single-season scoring records that still stand. He averaged 28.3 points per game as a senior. Even though he played only two seasons, Terry still ranks among Arkansas' top 10 all-time scorers.

Unfortunately, Van Eman's teams usually gave up more points than they scored. Twice in 1971, Arkansas scored 100 or more points and lost.

Van Eman's second club managed to win 16 games, but only five came in SWC play. Arkansas and Baylor, which paired for a thrilling 111-110 Baylor victory the year before, put on another wild show with



Scotty Thurman's clutch three-pointer with the shot clock winding down and 51 seconds left in the game gave Arkansas a 73-70 lead in the 76-72 victory over Duke in the 1994 NCAA championship game.

the Razorbacks winning, 131-109, in Fayetteville, setting a league record for points scored by two teams in a conference game.

After the 1974 Hogs won just 10 games, Frank Broyles, newly appointed athletic director as well as an already established football coach, decided it was time to make a commitment to basketball. He turned things around by hiring Sutton.

Sutton caught the state's attention in his first season when the Razorbacks finished 17-9 and second in the SWC. By the time his second team finished its 19-9 campaign, construction workers were already renovating Barnhill Arena, a facility constructed in 1957.

The 1976 Hogs also featured the nucleus of what was to become one of the greatest teams in history. Ron Brewer and Marvin Delph were sophomores. Sidney Moncrief was a freshman and he quietly led the nation in field goal percentage (.665, 149-224), and Sutton knew he had something special.

With half of Barnhill's facelift completed before the 1977 season, a new wave of excitement swept through the entire state of Arkansas.

The Razorbacks blitzed through the SWC unbeaten, winning their first league title in 19 years. Brewer, Moncrief and Delph were the toast of the Ozarks. Arkansas finished 26-2 but lost in the first round of the

RAZORBACKS

COACHES

PLAYERS

09-10 SEASON

HISTORY

RECORDS

MEDIA

UNIVERSITY



RAZORBACKS

COACHES

PLAYERS

09-10 SEASON

HISTORY

RECORDS

MEDIA

UNIVERSITY

NCAA Tournament when Moncrief fouled out, allowing Wake Forest to come from behind for a victory.


Expectations were high in 1978 and the Hogs didn't disappoint. For a week, the Razorbacks were even ranked No. 1 in the Associated Press poll. A loss at Houston after two victories earlier in the week dropped the Hogs from their position at the top.

Arkansas shared the SWC title with Texas, but was upset by Houston, again on a last-second shot at the SWC Tournament. Stunned, the Razorbacks returned home unsure of whether or not they would receive an at-large bid to the NCAA Tournament.

The Hogs got in and victories over Weber State and No. 2 UCLA thrust Arkansas into the regional finals. Brewer hit a long jumper with less than a minute to play and Jim Counce scored on a layup at the end to seal a 61-58 victory over Cal-Fullerton, sending the Hogs to the Final Four.

No. 1-ranked Kentucky ended Arkansas' dreams of a national title with a semifinal victory, but Brewer hit another of his patented buzzer shots in the third-place game, giving Arkansas a thrilling 71-69 victory over Notre Dame.

With All-American Brewer and the sleek-shooting Delph gone, Moncrief and Steve Schall were left to lead the 1979 Hogs. It was almost a repeat performance of 1978.



Memorable Games

The history of Razorback basketball is filled with thrilling and even heart-stopping moments. The Final Four, conference championships and last-second, game-winning jumpers shape the memories of the "greatest" moments in Arkansas history. Following are 10 of those:

Corey Beck had 15 points, four assists and a team-high 10 rebounds in the championship game victory over Duke.

Arkansas 76, Duke 72

Final Four • National Championship Game • April 4, 1994
Charlotte Coliseum • Charlotte, N.C. • Att.: 23,674

No. 2 ARKANSAS 76, No. 6 DUKE 72 NCAA Championship Game April 4, 1994, at Charlotte, N.C.

Despite UA's incredible basketball success through the years, the Razorbacks had never played for the national championship until their battle with Duke at the Charlotte Coliseum. The Hogs had been ranked No. 1 much of the year, but Duke had won two national titles in the three previous seasons and had defeated Arkansas in the 1990 Final Four at Denver.

Duke controlled the tempo in the first half and Corliss Williamson, who had been nearly unstoppable in the entire tournament, missed his first five shots for the Razorbacks. The Blue Devils led by as many as five points in the opening period, but Scotty Thurman drilled a late three-pointer to give UA a 34-33 halftime advantage.

Corey Beck hit a short jumper early in the second half to give the Hogs a 38-35 lead, but Duke scored 13 unanswered points and suddenly led 48-38 with 17:09 left. While the surge left Duke fans roaring their approval, it also sped up the tempo of the game. The Razorbacks trailed but actually had the Blue Devils right where they wanted them.

Playing at a quicker pace, Arkansas caught up in less than five minutes. When Al Dillard drilled a three with 8:08 remaining to give UA a five-point lead, it looked like momentum had swung to the Hogs for good. Duke fought back and tied the game at 65-65 and finally 70-all with 1:29 remaining. The Razorbacks took a timeout.

When Dwight Stewart fumbled a pass, he quickly passed it out to Thurman with the shot clock winding down. Thurman had no choice but to shoot. As his shot was narrowly clearing the outstretched hand of Antonio Lang, the shot clock hit zero. The shot, though, was true. It was a dagger to the hearts of the Blue Devils and surpassed U.S. Reed's halfcourt jumper against Louisville as the most famous shot in UA history.

Duke never recovered. Three free throws in the final seconds clinched the 76-72 victory that gave Arkansas the 1994 national championship.

Duke		Tot-FG		3-Pt		Rebounds		PF		TP		A		TO		BLK		S		MIN	
#	Player	FG	FGA	FG	FGA	FT	FTA	OF	DE	Tot	PF	TP	A	TO	BLK	S	MIN				
21	Antonio Lang *	6	9	0	0	3	3	3	2	5	5	15	3	5	1	0	34				
33	Grant Hill *	4	11	1	4	3	5	1	13	14	3	12	6	9	3	3	38				
44	Cherokee Parks *	7	10	0	0	0	1	3	4	7	3	14	0	0	2	0	30				
5	Jeff Capel *	6	16	2	6	0	0	1	4	5	3	14	4	6	0	1	35				
20	Chris Collins *	4	11	4	8	0	0	0	0	0	1	12	1	1	1	1	34				
3	Marty Clark	1	6	0	2	1	2	1	0	1	2	3	3	2	0	0	15				
52	Erik Meek	1	2	0	0	0	0	3	4	7	1	2	0	0	0	0	14				
TEAM								2		3		5									
Totals		29	65	7	20	7	11	14	30	44	18	72	17	23	7	5	200				

FG%	1st Half: 15-39 .484	2nd Half: 14-34 .412	Game: .446	DEADBALL
3-Pt. FG%	1st Half: 2-9 .222	2nd Half: 5-11 .455	Game: .350	REBOUNDS
F Throw%	1st Half: 1-3 .333	2nd Half: 6-8 .750	Game: .636	1

Arkansas		Tot-FG		3-Pt		Rebounds		PF		TP		A		TO		BLK		S		MIN	
#	Player	FG	FGA	FG	FGA	FT	FTA	OF	DE	Tot	PF	TP	A	TO	BLK	S	MIN				
23	Ken Biley *	0	0	0	0	0	0	0	0	0	1	0	0	0	0	0	3				
34	Corliss Williamson *	10	24	0	0	3	5	7	1	8	3	23	3	5	2	2	35				
15	Dwight Stewart *	3	11	0	5	0	0	4	5	9	3	6	4	1	0	4	29				
14	Corey Beck *	5	11	0	1	5	8	2	8	10	3	15	4	3	0	1	35				
30	Scotty Thurman *	6	13	3	5	0	0	1	4	5	2	15	1	0	0	1	36				
12	Clint McDaniel	2	5	1	3	2	4	0	2	2	2	7	3	1	0	3	32				
44	Darnell Robinson	1	5	0	0	0	0	1	1	2	1	2	0	1	0	0	12				
3	Al Dillard	1	5	1	4	1	2	1	0	1	1	4	0	0	0	0	8				
22	Davor Rimac	0	1	0	0	0	0	0	0	0	0	0	0	0	1	0	5				
33	Lee Wilson	2	2	0	0	0	0	1	3	4	1	4	0	1	0	0	5				
TEAM								2		1		3									
Totals		30	77	5	18	11	19	19	25	44	17	76	15	12	3	11	200				

FG%	1st Half: 16-38 .421	2nd Half: 14-39 .359	Game: .390	DEADBALL
3-Pt. FG%	1st Half: 2-5 .400	2nd Half: 3-13 .231	Game: .278	REBOUNDS
F Throw%	1st Half: 0-0 .000	2nd Half: 11-19 .579	Game: .579	6

Technical fouls: None

Score by Periods	1st	2nd	Total
Duke	33	39	72
Arkansas	34	42	76



scoring records and downed Loyola-Marymount in the first round of the NCAA Tournament before bowing to Louisville.

By then, Richardson's style and players had converted Razorback fans. Barnhill Arena was hopping every time the Hogs played. It wouldn't have taken a Final Four appearance for the state to go nuts, but when the Razorbacks reached the 1990 Final Four, the state went crazy.

The Hogs were SWC champs again and dominated the SWC Tournament for the second consecutive year. Triumphs over Princeton, Dayton, North Carolina and Texas sent the Razorbacks into the Final Four. A loss to Duke in the semifinals ended the season at 30-5.

It nearly happened again in 1991. UA won a school-record 34 games before falling to Kansas in the Southeast Regional finals. Arkansas ended its history in the Southwest Conference by winning the final three regular season and tournament championships.

A new era was launched in 1992 and the Razorbacks didn't miss a beat. Arkansas won the Southeastern Conference title with a 13-3 record. Included were two victories over Shaquille O'Neal-led LSU and a big win at Kentucky. The Todd Day-Lee Mayberry-Oliver Miller era ended with a 26-8 season and another trip to the NAAs.

After winning the SEC's Western Division in '93 and pushing North Carolina to the limit in a Sweet 16 loss to the eventual national champions, Arkansas enjoyed its best season ever in 1994. UA won nearly everything possible. The Razorbacks were SEC champs, again sweeping LSU and winning at Kentucky, they made the school's fifth trip to the Final Four and completed their dream season by beating Arizona and Duke to win the national title.

A year later, Arkansas was No. 1 in all the preseason polls, but the Hogs stumbled early before making a late-season run. UA repeated as Western Division champion, then downed Texas Southern, Syracuse, Memphis and Virginia to earn its sixth Final Four appearance.

A win over North Carolina in the semifinals allowed the Hogs to advance to the finals, but it was UCLA's year as the Bruins beat Arkansas for the 1995 crown, 89-78.

With every starter gone from the back-to-back Final Four clubs, Arkansas was expected to struggle in 1996. Richardson, however, molded together a young team and the Hogs peaked late. Seeded 12th in the NCAA East Regional, UA beat Penn State and Marquette to advance to the Sweet 16 before falling to top-ranked Massachusetts.

In 1997, Arkansas was forced to endure an NCAA inquiry, which proved fruitless, but it damaged the Hogs' recruiting. The streak of nine straight NCAA Tournament appearances ended but the Bud Walton Arena crowds were rejuvenated by three NIT games. Fans who never before had the opportunity to buy Razorback basketball tickets were able to attend and helped UA advance to the NIT semifinals in New York.

It was back to the NAAs in 1998 as the Razorbacks, who got 10.4 points and an SEC-leading 9.8 rebounds per game from Nick Davis, won 24 games and reached the second round with a win over Nebraska.

Arkansas won its 10th straight NCAA Tournament first-round game in 1999 as Pat Bradley set school records for career three-point shooting (366-915, .400). Derek Hood recorded more double-doubles than anyone in UA history (18) and also led the league in rebounding (10.3), and Kareem Reid broke Mayberry's career record for assists (748).



Charles Balentine's baseline jumper gave Arkansas a 65-64 victory over Michael Jordan and No. 1-ranked North Carolina in 1984.

#2

Arkansas 65, North Carolina 64

Feb. 12, 1984

Pine Bluff Convention Center * Pine Bluff, Ark. * Att.: 7,529

North Carolina

##	Player	Tot-FG		Rebounds				TP	A	TO	BLK	S	MIN
		FG	FGA	FT	FTA	Tot	PF						
44	Matt Doherty *	2	9	1	4	2	5	4	3	0	1	36	
41	Sam Perkins *	5	10	7	8	11	3	17	0	1	0	34	
42	Brad Daugherty *	0	3	2	2	3	5	2	1	1	1	22	
25	Steve Hale *	5	9	5	5	0	4	15	6	2	0	4	
23	Michael Jordan *	9	15	3	5	1	2	21	1	4	0	37	
24	Joe Wolf	0	1	2	2	1	2	2	0	0	0	21	
22	Buzz Peterson	1	2	0	0	0	1	2	0	2	0	13	
35	Dave Popson	0	0	0	0	0	1	0	0	0	0	2	
TEAM				2									
Totals		22	49	20	23	20	64	12	13	1	7	200	

FG%	1st Half: 11-22 .500	2nd Half: 11-27 .407	Game: .449	DEADBALL
F Throw%	1st Half: 12-13 .923	2nd Half: 8-10 .800	Game: .870	REBOUNDS
				2

Arkansas

##	Player	Tot-FG		Rebounds				TP	A	TO	BLK	S	MIN
		FG	FGA	FT	FTA	Tot	PF						
24	Charles Balentine *	4	8	2	2	3	2	10	2	0	0	1	39
33	Leroy Sutton *	5	6	1	2	3	5	11	0	2	0	0	16
35	Joe Kleine *	5	12	10	10	2	20	0	3	1	1	39	
14	Ricky Norton *	1	3	0	0	5	2	5	3	0	2	33	
21	Alvin Robertson *	3	7	3	6	2	4	9	10	3	0	34	
12	Scott Rose	0	0	0	0	0	0	0	0	0	0	1	
22	Robert Kitchen	0	0	0	0	0	1	0	0	1	0	5	
54	Darryl Bedford	6	6	0	0	2	3	12	0	3	0	25	
30	Mike Ratliff	0	0	1	2	0	0	1	0	1	0	4	
52	Eric Poerscke	0	1	0	0	0	1	0	0	0	0	3	
42	Robert Brannon	0	0	0	0	0	0	0	0	0	0	1	
TEAM				1									
Totals		24	43	17	22	26	65	17	16	1	6	200	

FG%	1st Half: 13-26 .500	2nd Half: 11-17 .647	Game: .558	DEADBALL
F Throw%	1st Half: 12-14 .857	2nd Half: 5-8 .635	Game: .773	REBOUNDS
				4

Technical fouls: Arkansas - Eddie Sutton

Score by Periods	1st	2nd	Total
North Carolina	34	30	64
Arkansas	38	27	65

ARKANSAS 65, No. 1 NORTH CAROLINA 64

Feb. 12, 1984, at Pine Bluff

North Carolina was 19-0 and ranked No. 1 nationally when the Tar Heels visited Pine Bluff. Arkansas was on its way to a second-place finish in the Southwest Conference and had defeated SMU in Dallas the day before.

Violent weather kept the Hogs from flying to Pine Bluff until the morning of the game, and the Razorbacks arrived in town two hours before the nationally televised contest.

If the Razorbacks were weary, they showed no signs of it. They defended North Carolina fiercely, holding the Tar Heels to 45 percent shooting. North Carolina had plenty of weapons. Michael Jordan, Sam Perkins and Brad Daugherty, all future NBA stars, were in the starting lineup along with Steve Hale, a guard from Tulsa whose second choice of schools was Arkansas.

The Hogs were armed with Joe Kleine and Alvin Robertson, but the unsung heroes were Darryl Bedford and Charles Balentine. Bedford, a freshman who had been a little used reserve, hit all six of his shots and scored 12 points. Balentine, of course, was the hero at the end.

A crowd of 7,529 was in a frenzy from the opening tipoff to the final buzzer. They watched Jordan score 21 points and Kleine answer with 20. Perkins had 17 and Hale 15. Leroy Sutton scored 11 points, Balentine 10 and Robertson nine for the Hogs.

North Carolina's largest lead of the first half was five points. UA led by as many as seven before taking a 38-34 advantage at the break. The second half was a nailbiter and the Tar Heels led by one with only seconds to play. Balentine drove the baseline and hit an eight-footer to give Arkansas the lead before UNC missed a buzzer shot.



RAZORBACKS

COACHES

PLAYERS

09 - 10 SEASON

HISTORY

RECORDS

MEDIA

UNIVERSITY

UA also had one of the most unique weeks in its basketball history. The final two home games came over a five-day span against No. 5 Kentucky and No. 2 Auburn. Never before had Arkansas played two top 10 teams at home in the same week. Arkansas beat UK, 74-70, and topped Auburn, 104-88.


Following an up-and-down season in 2000, Arkansas won four games in four days, including wins over No. 16 Kentucky, No. 10 LSU and No. 23 Auburn to win the school's first SEC Tournament title. Brandon Dean was the MVP after averaging 15.2 points in the title run.

The 2001 club rebounded from an 0-3 league start with a six-game winning streak late in the year to earn Arkansas' 13th NCAA Tournament appearance in 14 years and its 15th straight post-season tournament berth.

The Nolan Richardson era came to an end in 2002 when he was released from his contract. The Razorbacks dropped to 14-15, including a 13-14 mark under Richardson. Mike Anderson was 1-1 as interim head coach for the last two games of the season.

Stan Heath rebuilt the roster with recruiting classes ranked as high as No. 13 by Rivals.com in 2004 and No. 7 by Hoop Scoop in 2003. In 2005, the Razorbacks won the Paradise Jam tournament title and went 18-12.

In 2006, Heath had Arkansas back in the NCAA Tournament, going 22-10 behind honorable mention All-American Ronnie Brewer (18.4 ppg), All-SEC guard Jonathon Modica (16.1 ppg) and SEC Sixth Man of the Year Eric Ferguson (8.1 ppg).



Joe Johnson led the Razorbacks to a pair of NCAA Tournaments and the 2000 SEC Tournament Championship.

Arkansas earned another NCAA bid in 2007. The Razorbacks won the Old Spice Classic, reached the finals of the SEC Tournament and recorded the 27th 20-win season in school history by finishing 21-14. Patrick Beverley (13.9 ppg, 4.5 rpg) was the SEC newcomer and freshman of the year, and Steven Hill (6.2 ppg, 2.8 blocks) the SEC Defensive Player of the Year.

John Pelphrey, an honorable mention All-American as a player at Kentucky, became head coach for the 2008 season. His background includes playing for Eddie Sutton and Rick Pitino at Kentucky, and working as an assistant coach for Sutton at Oklahoma State, and Billy Donovan at Marshall and Florida.

Pelphrey's first Razorback team went 23-12, was 6-2 against ranked teams, reached the finals of the SEC Tournament and advanced to the second round of the NCAA Tournament with a win over No. 24 Indiana. Sonny Weems (15.0 ppg, 4.5 rpg) was first-team All-SEC and won the College Slam Dunk championship.

Pelphrey's second team, in 2009, was short on depth and experience. The Hogs finished 14-16, but had wins over No. 4 Oklahoma and No. 7 Texas, and won the Jim Thorpe Classic.



Sidney Moncrief and Larry Bird put on a great show in the 1979 Midwest Regional Final.

#3

No. 1 INDIANA STATE 73, No. 5 ARKANSAS 71 NCAA Regional Final March 17, 1979, at Cincinnati, Ohio

A Final Four team in 1978, Arkansas was not expected to return in 1979 with the loss of Ron Brewer and Marvin Delph, two of the famed "Triplets." Sidney Moncrief, however, almost single-handedly pushed his team to greater heights than anyone expected.

Moncrief, senior Steve Schall and a cast of sophomores and freshmen put together a 14-game winning streak late in the year and arrived at the Midwest Regional finals ready to challenge No. 1-ranked and unbeaten Indiana State, and superstar Larry Bird. The stakes were a spot in the Final Four.

Bird was awesome. The Hogs simply could not stop him. With 9:22 left, he already had 27 points. Razorback Coach Eddie Sutton then made the ultimate gamble. He put the 6-4 Moncrief on the 6-9 Bird for the final seven minutes.

Bird scored just four more points. Moncrief, meanwhile, was almost as unstoppable as Bird had been. He finished with 24 points and eight rebounds, and had his team in a position to win late. Arkansas had the ball with 1:31 left and holding for the last shot with the score tied 71-71.

With 1:02 remaining, U.S. Reed tripped and was called for walking, giving the Sycamores the ball.

ISU held for the last shot, but could not get the ball to Bird, who was smothered by Moncrief. It was Bob Heaton who launched the shot with two seconds left and the Hogs watched helplessly as it hit both sides of the rim before dropping through, depriving the Hogs of a second straight trip to the Final Four.

Indiana St. 73, Arkansas 71 Midwest Regional • Elite Eight • March 17, 1979 Riverfront Coliseum • Cincinnati, Ohio • Att.: 17,166

##/Player	Tot-FG		FT		Rebounds		TP	A	TO	BLK	S	MIN
	FG	FGA	FT	FTA	Tot	PF						
42 Alex Gilbert *	6	9	0	0	2	3	12	0	0	2	0	22
40 Brad Milley *	3	3	0	0	4	2	6	3	1	0	0	35
33 Larry Bird *	12	22	7	8	10	3	31	3	2	0	1	40
23 Steve Reed *	0	1	0	0	0	3	0	5	0	0	0	32
22 Carl Nicks *	5	11	3	4	0	4	13	3	3	0	0	33
30 Bob Heaton	4	5	0	0	1	0	8	0	0	0	0	16
44 Leroy Staley	1	4	1	3	3	1	3	0	1	0	1	22
TEAM	0											
Totals	31	55	11	15	20	16	73	14	7	2	2	200

FG%	1st Half: 15-30 .500	2nd Half: 16-25 .640	Game: .564	DEADBALL
F Throw%	1st Half: 7-11 .636	2nd Half: 4-4 1.000	Game: .733	REBOUNDS
				2

##/Player	Tot-FG		FT		Rebounds		TP	A	TO	BLK	S	MIN
	FG	FGA	FT	FTA	Tot	PF						
20 Alan Zahn *	5	7	0	0	3	3	10	3	1	0	0	30
44 Scott Hastings *	3	7	4	4	3	2	10	3	3	0	0	40
30 Steve Schall *	6	7	0	2	4	4	12	2	1	0	0	40
24 U.S. Reed *	4	8	3	3	4	5	11	2	1	0	0	34
32 Sidney Moncrief *	10	16	4	4	8	2	24	2	3	0	0	40
40 Tony Brown	0	0	0	0	0	0	0	1	0	0	0	4
34 Mike Young	2	2	0	0	1	1	4	1	0	0	0	12
TEAM	2											
Totals	30	47	11	13	25	17	71	14	10	0	0	200

FG%	1st Half: 16-25 .640	2nd Half: 14-22 .636	Game: .638	DEADBALL
F Throw%	1st Half: 7-9 .778	2nd Half: 4-4 1.000	Game: .846	REBOUNDS
				0

Technical fouls: None

Score by Periods	1st	2nd	Total
Indiana St.	37	36	73
Arkansas	39	32	71



Arkansas in the Final Four

During Arkansas' long, illustrious basketball history, the Razorbacks have been to the NCAA Final Four six times.

The Hogs have earned 30 bids to the NCAA Tournament and made 29 appearances, missing the 1944 event due to a car accident prior to the first-round games.

Only eight schools in the entire country have been to the Final Four more than Arkansas, and only eight schools have earned more than UA's 30 NCAA Tournament bids. Among Southeastern Conference schools, only Kentucky has been to the NCAA Tournament more often. In fact, Arkansas, Kentucky, LSU, Georgia, Mississippi State and Florida are the only other league schools to reach the Final Four.

It was tougher to get in the tournament in the early days, but it also took fewer games to win the title.

In the 1940s, only eight teams participated in the NCAA Tournament, which first became an event in 1939. Up to that point, the NIT was the top national post-season tournament. Twice in the '40s, the Razorbacks advanced to the Final Four.

The 1941 Hogs roared through the Southwest Conference with a 12-0 mark and carried a 19-2 record into the tournament. Arkansas downed Wyoming, 65-40, to reach the Final Four at Kansas City. Washington State handed the Razorbacks a 64-53 setback, meaning Arkansas and Pittsburgh tied for third since there was no third-place game.

UA returned in 1945, again to Kansas City. Arkansas was 16-8 entering the tournament but edged Oregon, 79-76, to reach the Final Four. Eventual national champion Oklahoma State, which Arkansas had defeated once earlier in the season, downed the Hogs and UA tied Ohio State for third place.

It took 33 years for Arkansas to return. In 1978, the Hogs were Southwest Conference champs and beat Weber State, second-ranked



Head coach Nolan Richardson and the 1994 national championship team returned to campus for a special ceremony in 2009.



Ron Brewer had 18 points while fellow "Triplets" Marvin Delph had 23 and Sidney Moncrief 21 as Arkansas beat No. 2 UCLA on the way to the 1978 Final Four.

#4

Arkansas 74, UCLA 70 West Regional • Sweet 16 • March 16, 1978 University Arena • Albuquerque, N.M. • Att.: 17,750

UCLA		Tot-FG		Rebounds		PF		TP		A		TO		BLK		S		MIN	
##	Player	FG	FGA	FT	FTA	Tot	PF	TP	A	TO	BLK	S	MIN						
24	David Greenwood *	8	13	1	4	4	5	17	2	2	2	1	39						
35	James Wilkes *	3	5	0	0	0	5	6	1	1	0	1	21						
31	Gig Sims *	0	1	0	0	4	2	0	1	1	1	0	13						
22	Raymond Townsend *	1	11	0	0	2	2	2	2	2	0	0	26						
24	Roy Hamilton *	9	16	1	2	1	4	19	6	3	0	4	36						
14	Brad Holland	5	8	0	0	0	2	8	2	1	0	0	20						
32	Darrel Allums	6	7	0	2	10	4	12	0	2	0	1	27						
50	Marvin Thomas	1	1	0	0	2	0	2	0	0	0	0	1						
55	Kiki Vandeweghe	2	4	0	0	4	0	4	0	1	1	0	17						
TEAM						3													
Totals		34	67	2	8	30	24	70	14	13	4	7	200						

FG%	1st Half: 14-28 .500	2nd Half: 20-39 .512	Game: .507	DEADBALL
F Throw%	1st Half: 1-5 .200	2nd Half: 1-3 .333	Game: .250	REBOUNDS
				2

Arkansas		Tot-FG		Rebounds		PF		TP		A		TO		BLK		S		MIN	
##	Player	FG	FGA	FT	FTA	Tot	PF	TP	A	TO	BLK	S	MIN						
42	Jim Counce *	0	1	2	2	3	0	2	3	5	0	2	39						
44	Marvin Delph *	11	14	1	1	10	2	23	0	3	0	1	40						
30	Steve Schall *	4	7	0	0	2	4	8	1	2	1	2	20						
10	Ron Brewer *	5	14	8	10	5	0	18	5	4	0	0	40						
32	Sidney Moncrief *	7	13	7	13	11	2	21	1	1	1	0	39						
20	Alan Zahn	1	1	0	0	2	3	2	1	1	0	0	21						
24	U.S. Reed	0	0	0	2	0	0	0	0	0	0	0	1						
TEAM						3													
Totals		28	50	18	28	36	12	74	11	16	2	5	200						

FG%	1st Half: 19-30 .633	2nd Half: 9-20 .450	Game: .560	DEADBALL
F Throw%	1st Half: 4-5 .800	2nd Half: 14-23 .608	Game: .642	REBOUNDS
				3

Technical fouls: None

Score by Periods	1st	2nd	Total
UCLA	29	41	70
Arkansas	42	32	74

No. 5 ARKANSAS 74, No. 2 UCLA 70 NCAA Tournament Regional Semifinal • March 16, 1978 Albuquerque, N.M. • Att.: 17,750

It had been an incredible year for Arkansas. The Razorbacks repeated as Southwest Conference champs but had to nervously await an NCAA at-large bid when they were eliminated from the league tournament by Houston in the semifinals. The "Triplets," Ron Brewer, Sidney Moncrief and Marvin Delph, were the ringleaders of one of the greatest teams in school history.

Still, the Hogs were underdogs and a new kid on the NCAA block when they faced second-ranked UCLA in the third round at Albuquerque. David Greenwood was the leader of the Bruins, who weren't far removed from their incredible string of NCAA championships.

UCLA was stunned as Arkansas roared to a 40-22 lead that was cut to 42-29 by halftime. The Bruins didn't panic. They pressed the Hogs and took a 60-58 lead.

Brewer tied the game with two free throws, Steve Schall hit a short turnaround and Delph drilled a jump shot to put the Hogs back in front. By game's end the Razorbacks were going strong.

Delph sizzled by hitting 11 of his 14 shots, finishing with 23 points. Moncrief had 21 and Brewer 18. Greenwood finished with 17 for UCLA.

The victory moved the Razorbacks a step closer to their eventual trip to the Final Four.

RAZORBACKS

COACHES

PLAYERS

09-10 SEASON

HISTORY

RECORDS

MEDIA

UNIVERSITY




Arkansas in the Final Four

1941	TIED FOR THIRD	1990	TIED FOR THIRD
1945	TIED FOR THIRD	1994	NATIONAL CHAMPION
1978	THIRD	1995	RUNNER-UP

U.S. Reed's midcourt buzzer-beater knocked off defending national champion Louisville in 1981 and was ranked by Sports Illustrated as the second-most historic event in college basketball behind North Carolina State's title game win over Houston in 1983.



A MOMENT TO REMEMBER
U. S. REED BEATS LOUISVILLE



Lenzie Howell, who averaged 13.9 points a game for the year and was the NCAA Tournament Midwest Regional MVP, helped UA knock off Princeton, Dayton, North Carolina and Texas to reach the 1990 Final Four.

Arkansas 74, Louisville 73 Midwest Regional • Second Round • March 14, 1981 Frank Erwin Center • Austin, Texas • Att.: 8,523

Arkansas

##	Player	Tot-FG			Rebounds			TP	A	TO	BLK	S	MIN
		FG	FGA	FT	FTA	Tot	PF						
40	Tony Brown*	1	3	0	0	2	5	2	0	2	0	1	3
42	Keith Peterson *	2	4	4	6	6	3	8	0	2	0	1	39
44	Scott Hastings *	2	8	8	8	8	4	12	0	2	0	0	32
20	Darrell Walker *	9	15	5	7	4	3	23	3	1	0	2	40
24	U.S. Reed*	7	14	5	6	6	3	19	6	5	1	3	40
43	Greg Skulman	0	0	0	0	0	0	0	1	2	0	0	4
34	Mike Young	4	7	2	2	0	2	10	1	5	0	0	25
45	Carey Kelly	0	1	0	1	1	3	0	0	1	0	0	13
12	Brad Friess	0	0	0	0	0	0	0	0	0	0	0	4
TEAM		7											
Totals		25	52	24	30	34	23	74	11	20	1	7	200

FG%	1st Half: 15-34 .441	2nd Half: 10-18 .555	Game: 480	DEADBALL
F Throw%	1st Half: 7-8 .875	2nd Half: 17-22 .772	Game: 800	REBOUNDS
				0

Louisville

##	Player	Tot-FG			Rebounds			TP	A	TO	BLK	S	MIN
		FG	FGA	FT	FTA	Tot	PF						
43	Derek Smith *	5	9	0	0	7	4	10	5	6	1	1	35
22	Rodney McCray *	4	4	3	5	5	5	11	2	1	0	3	25
33	Charles Jones *	4	4	2	4	3	3	10	0	1	4	0	31
4	Lancaster Gordon *	3	6	2	3	4	2	8	1	2	1	1	30
5	Jerry Eaves *	3	11	3	5	4	2	9	3	8	0	1	35
21	Scotter McCray	5	9	1	4	4	4	11	0	0	2	2	23
34	Roger Burkman	0	0	4	4	1	5	4	0	0	0	0	8
44	Poncho Wright	2	5	6	6	0	1	10	1	1	0	2	10
14	Greg Deuser	0	1	0	0	0	0	0	1	1	0	0	3
TEAM		1											
Totals		26	49	21	31	29	26	73	13	20	8	10	200

FG%	1st Half: 12-18 .667	2nd Half: 14-31 .452	Game: .531	DEADBALL
F Throw%	1st Half: 9-15 .600	2nd Half: 12-15 .800	Game: .677	REBOUNDS
				2

Technical fouls: None

Score by Periods	1st	2nd	Total
Arkansas	37	37	74
Louisville	33	40	73

#5

No. 20 ARKANSAS 74, No. 12 LOUISVILLE 73 NCAA Tournament Second Round March 14, 1981, at Austin, Texas

Defending NCAA champion Louisville and Southwest Conference champion Arkansas clawed at each other for 39 minutes and 55 seconds in the second round of the NCAA Tournament and the scoreboard read Louisville 73, Arkansas 72 after Derek Smith's short jumper for the Cardinals.

The Razorbacks, who had led by six points with 2:13 left, called timeout. U.S. Reed took the inbounds pass and coolly dribbled to the midcourt area near the sideline. With a second left on the clock, he launched a desperation 49-footer. The only thing desperate after the shot was the look on the faces of the Louisville players as they watched the ball hit nothing but net.

Reed shook hands with everyone on the press table after hitting a shot that will live forever in the minds of Razorback fans. He finished with 19 points. Darrell Walker had 23 and the Hogs were still alive in the NCAA Tournament.

RAZORBACKS

COACHES

PLAYERS

09 - 10 SEASON

HISTORY

RECORDS

MEDIA

UNIVERSITY



Marvin Delph averaged 18.0 points in two Final Four games in 1978.



Oliver Miller had 10 points, 10 rebounds, three blocked shots and three steals against the Tigers.

#6

No. 7 ARKANSAS 106, No. 23 LSU 92 March 3, 1992, at Fayetteville

It was Arkansas' first year as a member of the Southeastern Conference. Earlier in the season, Todd Day had exploded for a career-high 43 points as the Razorbacks defeated LSU, 101-90, at Baton Rouge. The Tigers recovered from the defeat, though, and by the time they arrived at Barnhill Arena, they had tied the Hogs for the SEC lead.

LSU's first ever visit to Fayetteville would determine the SEC championship.

The Tigers started strong. Shaquille O'Neal did his best to quiet an overflow crowd of 9,518 with 11 points in the opening half as LSU roared to a 51-36 advantage. O'Neal, however, scored his last points with 11:37 remaining to give the Tigers a 69-58 lead before the Razorbacks charged back.

Lee Mayberry, who hit a then-school record nine three-point field goals and finished with 35 points, teamed with Day, who finished with 27, to bring the Hogs from behind. Mayberry's last three-pointer tied the game at 87-all and Oliver Miller blocked O'Neal's shot at the buzzer to force overtime.

Arkansas blitzed the Tigers, 19-5, in the extra period. Day scored nine points and Mayberry had four during that time. The victory sent Barnhill Arena into a frenzy and the Razorbacks on the way to their first SEC title.

UCLA and California-Fullerton to advance to the Final Four at St. Louis. Top-ranked Kentucky led by just one with two minutes to play and posted a 64-59 victory.

There was a third-place game and Ron Brewer hit a buzzer shot from the top of the circle to send the Razorbacks past Notre Dame, 71-69. Brewer had 20 points and Marvin Delph 21 in their final game as Razorbacks.

Nolan Richardson guided the Hogs to the Final Four in 1990, 1994 and '95.

In 1990, wins over Princeton, Dayton, North Carolina and Texas earned Arkansas a trip to Denver. UA was 30-4 heading into a semifinal showdown with Duke.

Richardson took his club to Denver a day early to adjust to the altitude, but the Hogs fell behind early in both halves and used plenty of adrenaline to catch up. UA led 69-62 with 10:38 remaining, but ran out of gas. Duke came back and won, 97-83, but also used most of its energy. The Blue Devils were beaten by Nevada-Las Vegas in the title game while UA tied Georgia Tech for third.

The ultimate came in 1994. The Hogs downed North Carolina A&T, Georgetown, Tulsa and Michigan to advance to the Final Four at Charlotte, N.C. The win over Arizona was Arkansas' first ever in the national semifinals and set up a clash with Duke.

With the score tied with less than a minute to play, a well-defended Scotty Thurman hit a three-pointer to lead the Razorbacks to a 76-72 victory and the national title.

With every starter from the championship squad returning, the Hogs were favored to return to the Final Four in 1995, and they did. Texas Southern, Syracuse, Memphis and Virginia were knocked off along the way to the Final Four at Seattle, but none of the wins came by more than six points.

Arkansas fell behind early but rallied to get by North Carolina in the semifinals. Playing in the NCAA championship game for the second straight year, Arkansas came up short in an 89-78 loss to UCLA.

Arkansas 106, LSU 92 (OT)

March 4, 1992

Barnhill Arena • Fayetteville, Ark. • Att.: 9,518

LSU		Tot-FG		3-Pt		FT		FTA		Rebounds			PF	TP	A	TO	BLK	S	MIN
#	Player	FG	FGA	FG	FGA	FT	FTA	OF	DE	Tot	PF	TP	A	TO	BLK	S	MIN		
22	Clarence Ceasar *	6	15	3	8	0	0	2	6	8	5	15	6	2	1	3	37		
24	Vernel Singleton *	6	8	1	1	10	11	5	2	7	5	23	1	2	0	0	37		
33	Shaquille O'Neal *	9	17	0	0	3	5	5	9	14	3	21	0	2	2	0	42		
4	Jamie Brandon *	5	10	2	4	0	0	2	1	3	3	12	8	3	0	0	44		
10	Maurice Williamson *	6	11	4	5	1	2	0	0	0	3	17	4	2	0	2	34		
43	Geert Hammink	0	0	0	0	0	0	0	1	1	0	0	1	1	0	0	3		
25	Paul Marshall	0	2	0	2	0	0	0	0	0	1	0	1	0	0	1	11		
5	Justin Anderson	1	5	1	4	1	2	1	0	1	2	4	2	1	0	0	15		
32	Harold Boudreaux	0	0	0	0	0	0	0	0	0	0	0	0	0	0	0	1		
11	Mike Hansen	0	0	0	0	0	0	0	0	0	0	0	0	1	0	0	1		
TEAM								2		2									
Totals		33	68	11	24	15	20	17	19	36	22	92	23	14	3	6	225		

FG%	1st Half: 21-35 .571	2nd Half: 12-33 .364	Game: 485	DEADBALL
3-Pt. FG%	1st Half: 7-14 .500	2nd Half: 4-10 .400	Game: 417	REBOUNDS
F Throw%	1st Half: 2-5 .400	2nd Half: 13-15 .867	Game: 750	3

Arkansas		Tot-FG		3-Pt		FT		FTA		Rebounds			PF	TP	A	TO	BLK	S	MIN
#	Player	FG	FGA	FG	FGA	FT	FTA	OF	DE	Tot	PF	TP	A	TO	BLK	S	MIN		
34	Roosevelt Wallace *	4	7	0	0	0	2	2	4	6	0	8	2	2	0	0	15		
3	Warren Linn *	5	9	3	6	0	0	0	1	1	1	13	3	0	0	0	34		
25	Oliver Miller *	4	6	0	1	2	4	3	7	10	4	10	2	2	3	3	41		
10	Todd Day *	7	13	1	4	12	15	3	5	8	3	27	3	3	0	3	43		
11	Lee Mayberry *	12	18	9	12	2	2	1	1	2	0	35	7	2	0	3	42		
35	Isaiah Morris	1	4	0	0	0	0	0	0	0	1	2	0	0	0	0	9		
21	Darrell Hawkins	4	7	0	0	3	3	0	0	0	3	11	0	1	0	0	28		
23	Ken Biley	0	0	0	0	0	0	0	0	0	0	0	1	0	0	0	3		
20	Robert Shepherd	0	0	0	0	0	0	0	0	0	0	0	1	0	0	0	8		
12	Clint McDaniel	0	0	0	0	0	0	0	0	0	0	0	0	1	0	0	2		
TEAM								2		1		3							
Totals		37	64	13	23	19	26	11	19	30	12	106	19	11	3	9	225		

FG%	1st Half: 14-29 .483	2nd Half: 23-35 .657	Game: 578	DEADBALL
3-Pt. FG%	1st Half: 6-10 .600	2nd Half: 7-13 .538	Game: 565	REBOUNDS
F Throw%	1st Half: 2-7 .286	2nd Half: 17-19 .895	Game: 731	5

Technical fouls: None

Score by Periods	1st	2nd	OT	Total
LSU	51	36	5	92
Arkansas	36	51	19	106

RAZORBACKS

COACHES

PLAYERS

09-10 SEASON

HISTORY

RECORDS

MEDIA

UNIVERSITY



The National Championship



Corey Beck averaged 12.0 points, 7.0 rebounds and 4.0 assists in earning Final Four all-tournament honors in 1994.

Lee Mayberry's deep three sent the game to overtime and Arkansas never looked back.



No. 3 ARKANSAS 103, TEXAS 96 Feb. 4, 1990, at Austin, Texas

Arkansas already had a two-game lead over Texas in the Southwest Conference when the Razorbacks invaded Austin for a nationally televised game.

The Hogs owned a four-game winning streak over the Longhorns, and it was a must-win situation for Texas. The Razorbacks led for most of the first half but Texas gained a five-point advantage midway through the second half. It was 77-72 'Horns when Todd Day fouled out for Arkansas 3:31 from the end.

Texas still led, 86-83, and had Travis Mays at the free throw line with 12 seconds left, but Mays missed the free throw and Lee Mayberry stunned the Texas crowd of more than 16,000 with a long three-pointer three seconds from the buzzer to send the game into overtime.

Arkansas made sure Texas never recovered. A three-pointer by Ernie Murry got the Hogs started and Mayberry's jumper at 3:20 put the Hogs in front to stay. Mayberry and Lenzie Howell each scored 23 points to offset 24 by Joey Wright, 23 by Mays and 22 by Lance Blanks. The victory gave Arkansas a three-game lead it never surrendered on its way to the SWC title.

Without a senior in the starting lineup, playing in the most palatial arena in college basketball with the President of the United States attending four games and led by a coach with a system that could not be drawn up on a blackboard, Arkansas vaulted into the elite of the elite when the Razorbacks won the 1994 NCAA championship.

Construction workers built Bud Walton Arena in record time and the 19,200-seat showcase dazzled fans and opponents as much as the Razorbacks did. Sellout crowds each time the doors were opened watched the Hogs go 16-0 at home. Only one game, the 84-83 victory over LSU, was decided by fewer than 10 points. UA won those 16 games by an average of 30 points.

UA blitzed Murray State, 93-67, in the Bud Walton Arena opener on Nov. 29, but the building was dedicated a few nights later when Missouri came to Fayetteville for an ESPN showcase game. The Dec. 2 game was decided in the first few minutes as Arkansas roared to a 120-68 victory over a Missouri club which went unbeaten in the Big Eight and came within one victory of reaching the Final Four.

Ranked No. 1 nationally for 10 weeks during the regular season, the Hogs lost only twice during the regular campaign. Alabama beat Arkansas, 66-64, in Tuscaloosa, and Mississippi State edged the Hogs, 72-71, in Starkville.

Sophomores Corliss Williamson and Scotty Thurman carried much of the load, and junior Corey Beck was the blue collar leader. When the Hogs had to score, they went inside to Williamson, who averaged 20.4 points per game. He shot .626 from the field and 70 percent at the free throw line.

Thurman, though, was the last-minute hero. His three-pointer with seven seconds left gave Arkansas a one-point victory at Tennessee. He hit another three in the last 30 seconds to lift the Hogs past LSU at Baton Rouge in overtime.

Beck did much of the dirty work, defending with tenacity and leading the team in assists. He and junior Clint McDaniel were probably the best defensive guards in college basketball. Head coach Nolan Richardson certainly thought so. McDaniel also provided perimeter firepower, as did junior Dwight Stewart, Arkansas' fifth starter who was more a forward than a center.

Arkansas 103, Texas 96 (OT)

Feb. 4, 1990

Erwin Center • Austin, Texas • Att.: 16,231

Arkansas		Tot-FG		3-Pt		Rebounds											
##	Player	FG	FGA	FG	FGA	FT	FTA	OF	DE	Tot	PF	TP	A	TO	BLK	S	MIN
10	Todd Day *	7	16	0	0	3	4	3	2	5	5	17	1	3	2	3	33
24	Lenzie Howell *	10	19	0	0	3	5	1	3	4	2	23	2	3	1	3	31
55	Mario Credit *	0	2	0	0	0	0	1	1	2	2	0	0	0	1	2	10
11	Lee Mayberry *	9	16	2	4	3	3	1	6	7	4	23	3	5	0	0	43
20	Arlyn Bowers *	0	4	0	1	2	2	0	1	1	3	2	0	0	0	0	11
14	Ernie Murry	3	6	2	3	1	1	1	3	4	2	9	2	0	0	2	18
21	Darrell Hawkins	1	2	0	0	0	0	0	1	1	0	2	0	2	0	0	6
22	Cannon Whitby	0	0	0	0	0	0	0	0	0	0	0	0	0	0	0	1
25	Oliver Miller	3	11	0	0	2	2	5	8	13	4	8	0	4	10	4	32
31	Ron Huery	4	7	0	0	7	9	0	3	3	4	15	4	1	2	0	32
42	Larry Marks	2	3	0	0	0	0	0	0	0	0	4	0	0	0	0	8
	TEAM							1	4	5							
	Totals	39	86	4	8	21	26	13	32	45	26	103	12	18	16	14	225

FG%	1st Half: 18-38 .473	2nd Half: 21-48 .437	Game: .453	DEADBALL
3-Pt. FG%	1st Half: 1-4 .250	2nd Half: 3-4 .750	Game: .500	REBOUNDS
F Throw%	1st Half: 7-9 .777	2nd Half: 14-17 .823	Game: .807	1

Texas		Tot-FG		3-Pt		Rebounds											
##	Player	FG	FGA	FG	FGA	FT	FTA	OF	DE	Tot	PF	TP	A	TO	BLK	S	MIN
32	Lance Blanks *	4	15	1	4	13	14	1	4	5	3	22	5	2	0	4	45
42	Locksley Collier *	4	14	0	0	7	12	9	7	16	5	15	1	4	0	0	38
44	Guillermo Myers *	5	8	0	0	0	1	6	7	13	4	10	0	2	3	1	36
12	Joey Wright *	7	15	3	6	7	7	2	4	6	3	24	4	9	0	1	44
14	Travis Mays *	9	23	3	9	2	3	2	8	10	4	23	1	6	1	2	45
3	Benford Williams	1	5	0	0	0	0	3	3	6	4	2	0	1	1	0	13
11	Courtney Jeans	0	0	0	0	0	0	0	1	1	0	0	0	1	0	0	2
55	George Muller	0	0	0	0	0	0	0	1	1	0	0	0	0	0	0	2
	TEAM							0	2	2							
	Totals	30	80	7	19	29	37	23	37	60	23	96	11	25	5	8	225

FG%	1st Half: 13-35 .371	2nd Half: 17-45 .378	Game: .375	DEADBALL
3-Pt. FG%	1st Half: 2-6 .333	2nd Half: 5-13 .385	Game: .368	REBOUNDS
F Throw%	1st Half: 12-14 .857	2nd Half: 17-23 .739	Game: .784	4

Technical fouls: None

Score by Periods	1st	2nd	OT	Total
Arkansas	44	42	17	103
Texas	40	46	10	96

RAZORBACKS

COACHES

PLAYERS


09-10 SEASON

HISTORY

RECORDS

MEDIA

UNIVERSITY



Corliss Williamson was named the Most Outstanding Player of the 1994 Final Four after averaging 26.0 points and 10.5 rebounds in Arkansas' two wins.

Richardson used a deep bench to guide the Hogs to a 24-2 regular season finish. Al Dillard brought instant offense into any contest with his incredible three-point shooting range. He was Arkansas' third-leading scorer behind Williamson and Thurman (15.9 ppg) with an 8.9 average even though he played just more than 12 minutes a game. Roger Crawford, one of only two seniors on the squad, also brought instant firepower off the bench, but he was injured early in the NCAA Tournament run and was not available for the Final Four.

In his honor, UA players wore a No. 31 patch on their jerseys.

Freshmen Darnell Robinson and Lee Wilson, a pair of 6-11 centers, gave the Hogs size they didn't have in 1993 when they won 22 games and reached the Sweet 16 before falling to eventual national champion North Carolina. Senior Ken Biley and junior Elmer Martin also made significant contributions.

When President Bill Clinton visited Bud Walton Arena for a Dec. 28 blowout of Texas Southern, no one realized it would be a preview of later visits to the NCAA Tournament. The nation's most recognizable Razorback fan later appeared on the cover of Sports Illustrated wearing sweats presented by Richardson.

A 13-game winning streak was snapped by Kentucky in the SEC Tournament, but the Razorbacks were still seeded first in the Midwest Regional at Oklahoma City. Williamson scored 24 points and had seven rebounds in a 94-79 first-round victory over North Carolina A&T. He followed with 21 points and Robinson, making a surprise start, added 13 in the 85-73 second-round win over Georgetown.

Earlier in the year, Tulsa gave Arkansas a scare before the Hogs won in overtime, 93-91, in Tulsa. The Golden Hurricane surprised UCLA and Oklahoma State to reach the Sweet 16 with UA in Dallas. This one was no contest as Williamson and Thurman scored 21 each, and McDaniel 19 in a 103-84 victory.

Michigan was Arkansas' regional final foe and the Hogs could not contain Juwan Howard, but neither could the Wolverines handle Thurman. With Williamson smothered by Michigan's inside defense and held to 12 points, Thurman tossed in 20 as UA reached the Final Four with a 76-68 win attended by President Clinton.



#8
Joe Kleine scored 22 points, forced Hakeem Olajuwon to foul out and the Hogs beat No. 2 Houston in 1984.

Arkansas 73, Houston 68 March 4, 1984 Barnhill Arena • Fayetteville, Ark. • Att.: 9,438

Houston		Tot-FG		Rebounds		Tot		PF		TP		A		TO		BLK		S		MIN	
##	Player	FG	FGA	FT	FTA	Tot	PF	TP	A	TO	BLK	S	MIN								
43	Michael Young *	7	16	8	9	4	2	22	2	0	0	0	40								
41	Rickie Winslow *	4	8	3	5	5	5	11	1	3	0	1	31								
35	Akeem Olajuwon *	5	6	0	0	6	5	10	0	1	5	0	33								
21	Alvin Franklin *	7	13	7	7	3	2	21	3	4	0	0	36								
45	Reid Gettys *	1	3	0	0	1	4	2	3	2	0	0	23								
33	Benny Anders	0	1	0	1	0	0	0	0	1	0	2	9								
11	Derek Giles	0	1	0	0	1	2	0	2	0	1	2	11								
55	Greg Anderson	1	2	0	0	3	1	2	0	1	0	0	13								
15	Eric Dickens	0	0	0	0	1	1	0	0	0	0	0	4								
TEAM						2															
Totals		25	50	18	22	26	22	68	11	12	6	5	200								

FG%	1st Half: 16-23 .696	2nd Half: 9-27 .333	Game: .500	DEADBALL
F Throw%	1st Half: 4-7 .571	2nd Half: 14-15 .933	Game: .818	REBOUNDS
				2

Arkansas		Tot-FG		Rebounds		Tot		PF		TP		A		TO		BLK		S		MIN	
##	Player	FG	FGA	FT	FTA	Tot	PF	TP	A	TO	BLK	S	MIN								
33	Leroy Sutton *	4	6	0	0	4	4	8	0	0	0	0	36								
24	Charles Balentine *	8	13	0	0	8	1	16	1	2	0	0	37								
35	Joe Kleine *	6	10	10	10	5	4	22	1	3	0	0	39								
14	Ricky Norton *	6	10	2	3	3	4	14	3	1	0	2	36								
21	Alvin Robertson *	3	9	7	9	4	4	13	9	4	0	1	38								
54	Darryl Bedford	0	2	0	0	0	1	0	0	0	0	0	4								
30	Mike Ratliff	0	0	0	0	0	2	0	0	1	0	0	2								
22	Robert Kitchen	0	1	0	0	0	0	0	1	0	0	0	2								
12	Scott Rose	0	0	0	0	0	0	0	0	1	0	0	2								
11	Jimmy Dykes	0	0	0	0	0	0	0	0	0	0	0	1								
23	Kennan DeBose	0	0	0	0	0	0	0	0	0	0	0	1								
52	Eric Poerschke	0	0	0	0	0	0	0	0	0	0	0	1								
44	Jay Crane	0	0	0	0	0	0	0	0	0	0	0	1								
TEAM						1															
Totals		27	51	19	22	25	20	73	15	12	0	3	200								

FG%	1st Half: 17-29 .586	2nd Half: 10-22 .455	Game: .529	DEADBALL
F Throw%	1st Half: 0-0 .000	2nd Half: 19-22 .864	Game: .864	REBOUNDS
				3

Technical fouls: Houston - Olajuwon

Score by Periods	1st	2nd	Total
Houston	36	32	68
Arkansas	34	39	73

No. 12 ARKANSAS 73, No. 2 HOUSTON 68 March 4, 1984, at Fayetteville

Hakeem Olajuwon and Houston were on their way to their third consecutive Final Four, they were ranked second nationally and hadn't lost a Southwest Conference game in two years. The Cougars had gone 16-0 in 1983 and were 15-0 going into the regular season finale at Barnhill Arena.

Arkansas was outstanding as well. The Hogs already had upset top-ranked North Carolina at Pine Bluff, but at 13-2 couldn't catch Houston in the SWC standings. No one in the overflow crowd of 9,438 cared as they watched a terrific contest showcased by national television.

Olajuwon was held to 10 points before fouling out, but Michael Young picked up the slack with 22 and Alvin Franklin earned 21. They weren't as hot as the Hogs, though. Joe Kleine, whose inside power put Olajuwon in foul trouble, scored 22 points, hitting all 10 of his free throws. Charles Balentine added 16, Ricky Norton 14 and Alvin Robertson 13 points and nine assists.

Houston led at the half but saw its hopes dim when Olajuwon drew his fourth and fifth fouls in a 38-second span six minutes from the end while trying to stop Kleine inside. Kleine hit all four free throws and the Hogs had a huge victory.

RAZORBACKS

COACHES

PLAYERS

09-10 SEASON

HISTORY

RECORDS

MEDIA

UNIVERSITY



RAZORBACKS

COACHES

PLAYERS

09-10 SEASON

HISTORY

RECORDS

MEDIA

UNIVERSITY


By the time the Hogs arrived at Charlotte, N.C., they were a confident bunch. They also had been somehow convinced by Richardson that they were not nationally respected, even though they had been ranked No. 1. Arizona was the semifinal opponent and the Wildcat guards, Damon Stoudamire and Khalid Reeves, were billed as the top offensive guards in the nation.

Beck and McDaniel were motivated to the hilt and smothered them. They combined to hit just 11 of their 43 shots, including just two of 22 three-point attempts. Williamson scored 29 points and grabbed 13 rebounds, and the Hogs advanced to the championship game with a 91-82 victory.

An entire state stood still on April 4, 1994. Arkansas fans who could not be there (more than 3,000 made the trip to Charlotte) watched and listened in every corner of the state. President Clinton was there again, and so was Duke, the 1991 and '92 national champion.

After an airtight first half that ended with Arkansas holding a 34-33 lead, Duke jumped out to a 10-point advantage in the first three minutes of the second half. However, the pace of the game picked up during the run and it never slowed down. The Razorbacks took advantage and were even with the Devils less than five minutes later.

When Arkansas built a 70-65 lead late in the contest, it looked safe, but Grant Hill's three tied the game with 1:29 remaining.



#9

Although Williamson finished with 23 points, there was no doubt who would take the next shot for UA. Thurman launched a high-arching three-point attempt with only seconds left on the shot clock. The shot fell with 51 seconds left and when it settled through the net, the outcome had been determined. A pair of free throws by McDaniel and another by Dillard sealed Duke's fate, 76-72.

Once the national championship belonged to the Hogs, an entire state celebrated. President Clinton embraced Richardson on the court and later officially honored the Razorbacks at the White House.

The 1994 NCAA championship trophy is on display at Bud Walton Arena.

Following a win over No. 5 Kentucky five days earlier, Kareem Reid's 10 points and 10 assists helped the Razorbacks knock off second-ranked Auburn, which came in 25-1, in 1999.

ARKANSAS 104, No. 2 AUBURN 88

Feb. 24, 1999, at Fayetteville

Auburn hadn't won a Southeastern Conference championship in 39 years but already had clinched the title and was ranked second nationally with a 25-1 record when the Tigers came to Bud Walton Arena for Arkansas' regular season home finale.

The Razorbacks had stunned fifth-ranked Kentucky four days earlier and believed a win over Auburn would clinch a spot in the NCAA Tournament.

It was an emotional evening before the game started. Seniors Derek Hood, Pat Bradley and Kareem Reid, record-setters who persevered through four sometimes-difficult seasons, were introduced to the Bud Walton fans for the final time.

Arkansas' fans created the noisiest environment Coach Nolan Richardson, his players and long-time followers of the program could ever remember. An overflow crowd of 20,298 nearly shook the building with an incredible level of exhortation. Not a player or coach on either side completed an interview without mentioning the crowd.

The game itself was airtight throughout the first half. The Hogs surged ahead by 10 points twice but a last second three-pointer by Tiger star Chris Porter carved the advantage to four by intermission. It was a one-point game with 16:26 left but a rebound basket by Hood spurred the Razorbacks to a 30-10 run that left Auburn in shock. Both teams were quick, but the Tigers must have thought there were more than five Hogs on the floor as the noise pushed Arkansas beyond its highest previous performance level of the campaign.

When it was over, the Razorbacks had a 16-point victory and a spot secured in the NCAA Tournament. Bradley hit five three-pointers and finished with 23 points. Hood had 18 points and 13 rebounds. Reid earned 10 points and 10 assists. Junior Chris Walker added 21 points.

It was Arkansas' finest execution of the season and the entire state was buzzing about the contest long after the season was concluded.



Dwight Stewart had six points, nine rebounds, four assists and four steals in the 1994 national championship game victory over Duke.

Arkansas 104, Auburn 88 Feb. 24, 1999 Bud Walton Arena • Fayetteville, Ark. • Att.: 20,298

Auburn		Tot-FG		3-Pt		Rebounds		PF		TP		A		TO		BLK		S		MIN	
#	Player	FG	FGA	FG	FGA	FT	FTA	OF	DE	Tot	Pf	Tp	A	To	Blk	S	Min				
4	Chris Porter *	7	15	1	2	9	10	3	8	11	3	24	1	4	1	1	32				
13	Bryant Smith *	3	8	0	1	5	7	6	1	7	2	11	0	1	0	0	27				
34	Mamadou N'diaye *	4	6	0	0	0	0	4	4	8	3	8	1	1	1	0	26				
10	Scott Pohlman *	5	15	4	8	0	0	4	1	5	3	14	2	0	0	1	32				
50	Doc Robinson *	2	12	1	3	2	3	2	2	4	3	7	3	2	0	1	29				
42	Adrian Chilliest	2	3	0	1	0	1	0	0	0	1	4	2	0	0	0	13				
3	Reggie Sharp	0	5	0	2	0	0	1	3	4	1	0	2	2	0	0	11				
23	Daymeon Fishback	5	6	3	3	0	0	2	2	4	2	13	1	1	0	0	16				
12	Jay Heard	1	6	1	4	0	0	1	0	1	3	3	0	2	0	1	6				
31	Mack McGadney	2	5	0	3	0	0	0	0	0	5	4	0	0	0	5					
40	Abe Smith	0	0	0	0	0	0	0	0	0	0	0	1	0	0	0	1				
45	Adrian Person	0	2	0	2	0	0	0	1	1	0	0	0	0	0	0	2				
TEAM								4		5											
Totals		31	83	10	29	16	21	27	23	50	26	88	13	13	2	4	200				

FG%	1st Half: 13-37 .351	2nd Half: 18-46 .391	Game: .373	DEADBALL
3-Pt. FG%	1st Half: 6-13 .462	2nd Half: 4-16 .250	Game: .345	REBOUNDS
F Throw%	1st Half: 8-12 .667	2nd Half: 8-9 .889	Game: .762	1

Arkansas		Tot-FG		3-Pt		Rebounds		PF		TP		A		TO		BLK		S		MIN	
#	Player	FG	FGA	FG	FGA	FT	FTA	OF	DE	Tot	Pf	Tp	A	To	Blk	S	Min				
15	Chris Jefferies *	4	7	0	1	1	2	1	2	3	3	9	1	0	2	0	20				
41	Chris Walker *	6	11	5	7	4	6	3	4	7	1	21	2	3	0	0	32				
55	Derek Hood *	9	11	0	0	0	1	6	7	13	3	18	6	1	2	0	26				
12	Kareem Reid *	2	11	0	6	6	6	2	1	3	3	10	10	1	0	3	29				
22	Pat Bradley *	7	11	5	7	4	6	0	2	2	3	23	1	2	0	0	26				
5	T.J. Cleveland	1	4	0	3	1	2	1	5	6	2	3	2	2	0	1	22				
13	Brandon Dean	4	7	1	1	0	0	1	2	3	2	9	0	1	0	3	13				
23	Teddy Gipson	1	5	0	2	2	2	1	1	2	0	4	4	1	0	1	15				
52	Jason Jennings	0	0	0	0	2	4	0	3	3	2	2	0	0	0	0	5				
54	Joe Dean Davenport	0	0	0	0	2	2	1	0	1	0	2	0	0	2	0	8				
24	Lance Keeling	0	1	0	1	0	0	1	0	1	0	0	1	1	0	0	2				
4	Jason Gilbert	1	2	1	2	0	0	0	0	0	0	3	0	0	0	0	2				
TEAM								0		2											
Totals		35	70	12	30	22	31	17	29	46	19	104	27	12	6	8	200				

FG%	1st Half: 14-33 .424	2nd Half: 21-37 .568	Game: .500	DEADBALL
3-Pt. FG%	1st Half: 7-14 .500	2nd Half: 5-16 .313	Game: .400	REBOUNDS
F Throw%	1st Half: 9-12 .750	2nd Half: 13-19 .684	Game: .710	4

Technical fouls: None

Score by Periods	1st	2nd	Total
Auburn	40	48	88
Arkansas	44	60	104



ARKANSAS' NCAA CHAMPIONSHIPS

1994 Team Champion

INDIVIDUAL STATISTICAL CHAMPIONS



- 1991 Oliver Miller, 70.4 field goal percentage (254-361)
- 1976 Sidney Moncrief, 66.5 field goal percentage (149-224)*
- 1974 Rickey Medlock, 91.6 free throw percentage (87-95)
- 1961-63 Tommy Boyer, 89.2 career free throw percentage (315-353)**
- 1963 Tommy Boyer, 44 consecutive free throws, most by a major college player**
- 1963 Tommy Boyer, 91.3 free throw percentage (147-161)
- 1962 Tommy Boyer, 93.3 free throw percentage (125-134) (all-time NCAA record at the time)

* All-time NCAA record for a freshman
 ** Since broken

TEAM STATISTICAL CHAMPIONS

- 1999 292 three-point field goals made
- 1995 361 three-point field goals made*
- 1995 721 assists
- 1995 3,416 points scored
- 1995 445 steals
- 1995 39 games played
- 1994 91.2 winning percentage (31-3)
- 1994 301 three-point field goals made
- 1994 687 assists
- 1994 20.2 assists per game
- 1994 91.2 winning percentage (31-3)
- 1994 17.9-point margin of victory (93.4-75.6)
- 1992 674 assists
- 1991 3,783 points scored
- 1991 467 steals
- 1989 11.6 steals (372 in 32 games)
- 1978 54.6 field goal percentage (1,060-1,943)
- 1977 54.5 field goal percentage (849-1,558)
- 1962 .776 free throw percentage (502-647)

* All-time NCAA record



#10

One of many clutch shots by Scotty Thurman, this one a pull-up jumper with eight seconds left, was the game-winner against Kentucky.

No. 9 ARKANSAS 94, No. 5 KENTUCKY 92 Jan. 29, 1995, at Fayetteville

Kentucky's second-ever trip to Fayetteville was a highly-anticipated event. CBS moved the game to Super Bowl Sunday to ensure a large audience for the nationally televised event.

The Wildcats were 13-2, including 7-0 in the Southeastern Conference. Arkansas, the preseason No. 1 choice and defending national champion, had looked vulnerable at times during the season and was 15-4 with a 4-3 SEC mark.

By halftime it was obvious another special event was taking place, just as every Arkansas-Kentucky game had been. The Wildcats led by one when Reggie Garrett stunned the visitors with a halfcourt buzzer shot to give UA a 49-47 halftime lead.

UA was tied or led the entire second half until Walter McCarty's short jumper gave Kentucky an 82-80 lead with 5:19 left. From that point on, neither team led by more than four, and there were three ties and three lead changes.

The teams traded salvos until Clint McDaniel made just one free throw with 51 seconds remaining. When McCarty scored on a putback with 24 seconds to go, UK led by one.

Scotty Thurman, UA's greatest last-second shot maker ever, made sure the crowd went home happy. He drove past UK defenders, pulled up and hit an 18-footer with eight seconds to go to put the Razorbacks in front for good. McDaniel made a baseline steal in the final second and hit a free throw for the final two-point margin.

Thurman and Corliss Williamson combined for 50 points as the Hogs won their fourth straight regular season game over the Wildcats.

Arkansas 94, Kentucky 92 Jan. 29, 1995 Bud Walton Arena • Fayetteville, Ark. • Att.: 20,298

Kentucky		Tot-FG		3-Pt		Rebounds		PF		TP		A		TO		BLK		S		MIN	
##	Player	FG	FGA	FG	FGA	FT	FTA	OF	DE	Tot	PF	TP	A	TO	BLK	S	MIN				
12	Rodrick Rhodes *	4	13	1	6	2	2	0	3	3	2	11	7	4	0	2	35				
40	Walter McCarty *	7	9	2	3	0	0	2	5	7	4	16	2	0	0	0	24				
10	Andre Riddick *	1	6	0	0	0	1	3	5	8	4	2	1	1	3	0	24				
00	Tony Delk *	9	15	6	9	7	8	1	2	3	3	31	2	3	0	1	35				
15	Jeff Sheppard *	5	9	2	5	2	2	1	2	3	5	14	2	3	0	0	26				
32	Jared Prickett	1	2	0	0	0	0	0	1	1	2	2	0	1	0	0	9				
25	Anthony Eggs	2	3	2	3	2	2	0	0	0	0	8	4	1	0	1	15				
24	Antoine Walker	1	3	1	1	0	0	0	1	1	1	3	1	2	1	0	12				
41	Mark Pope	1	2	0	0	3	4	1	1	2	4	5	0	0	0	0	16				
3	Chris Harrison	0	1	0	1	0	0	0	0	0	1	0	0	0	0	0	1				
34	Scott Padgett	0	0	0	0	0	0	0	0	0	0	0	0	0	0	0	1				
22	Allen Edwards	0	1	0	1	0	0	0	0	0	0	0	0	0	0	0	2				
TEAM								2		4											
Totals		31	64	14	29	16	19	10	22	32	26	92	19	15	4	4	200				

FG%	1st Half: 15-30 .500	2nd Half: 16-34 .471	Game: 484	DEADBALL
3-Pt. FG%	1st Half: 9-16 .563	2nd Half: 5-13 .385	Game: 483	REBOUNDS
F Throw%	1st Half: 8-11 .727	2nd Half: 8-8 1.000	Game: 842	2

Arkansas		Tot-FG		3-Pt		Rebounds		PF		TP		A		TO		BLK		S		MIN	
##	Player	FG	FGA	FG	FGA	FT	FTA	OF	DE	Tot	PF	TP	A	TO	BLK	S	MIN				
34	Corliss Williamson *	9	15	0	0	10	13	2	7	9	1	28	3	2	3	2	33				
30	Scotty Thurman *	5	6	4	5	8	8	0	4	4	2	22	2	2	0	1	37				
15	Dwight Stewart *	2	7	2	5	0	0	0	3	3	5	6	2	3	2	0	19				
12	Clint McDaniel *	2	5	1	4	4	6	1	0	1	2	9	4	2	0	2	30				
14	Corey Beck *	2	5	0	1	4	5	2	4	6	4	8	8	4	0	1	36				
23	Reggie Garrett	3	6	1	2	1	1	0	0	0	4	8	0	1	0	0	17				
44	Darnell Robinson	4	8	0	2	0	0	2	2	4	1	8	1	3	1	1	16				
3	Al Dillard	2	4	1	2	0	0	0	0	0	1	5	0	1	0	0	8				
33	Lee Wilson	0	1	0	0	0	0	1	1	2	0	0	0	0	1	0	3				
21	Landis Williams	0	0	0	0	0	0	0	0	0	0	0	0	0	0	0	1				
TEAM								1		3											
Totals		29	57	9	21	27	33	9	24	33	20	94	20	18	7	7	200				

FG%	1st Half: 14-28 .500	2nd Half: 15-29 .517	Game: 509	DEADBALL
3-Pt. FG%	1st Half: 7-12 .583	2nd Half: 2-9 .222	Game: 429	REBOUNDS
F Throw%	1st Half: 14-16 .875	2nd Half: 13-17 .765	Game: 818	3

Technical fouls: Kentucky - Sheppard

Score by Periods	1st	2nd	Total
Kentucky	47	45	92
Arkansas	49	45	94

RAZORBACKS
 COACHES
 PLAYERS
 09-10 SEASON
 HISTORY
 RECORDS
 MEDIA
 UNIVERSITY



RAZORBACKS

NCAA Tournament Results (40-29, .580)
(30 NCAA Tournament bids [29 appearances] - ties for ninth-most in the nation)*

COACHES

2008 EAST REGIONAL
1st rnd: Arkansas 86, Indiana 72
2nd rnd: North Carolina 108, Arkansas 77

2007 EAST REGIONAL
1st rnd: Southern California 77, Arkansas 60

2006 OAKLAND REGIONAL
1st rnd: Bucknell 59, Arkansas 55

2001 WEST REGIONAL
1st rnd: Georgetown 63, Arkansas 61

2000 SOUTH REGIONAL
1st rnd: Miami (Fla.) 75, Arkansas 71

PLAYERS

1999 WEST REGIONAL
1st rnd: Arkansas 94, Siena 80
2nd rnd: Iowa 82, Arkansas 72

1998 WEST REGIONAL
1st rnd: Arkansas 74, Nebraska 65
2nd rnd: Utah 69, Arkansas 65

1996 EAST REGIONAL
1st rnd: Arkansas 86, Penn State 80
2nd rnd: Arkansas 65, Marquette 56
Regional semifinal (Sweet 16)
Massachusetts 79, Arkansas 63

09-10 SEASON

1995 MIDWEST REGIONAL
1st rnd: Arkansas 79, Texas Southern 78
2nd rnd: Arkansas 96, Syracuse 94 (OT)
Regional semifinal (Sweet 16)
Arkansas 96, Memphis 91 (OT)
Regional Final (Elite Eight)
Arkansas 68, Virginia 61
FINAL FOUR
Semifinal
Arkansas 75, North Carolina 68
Championship game
UCLA 89, Arkansas 78
National Runner-Up

HISTORY

1994 MIDWEST REGIONAL
1st rnd: Arkansas 94, North Carolina A&T 79
2nd rnd: Arkansas 85, Georgetown 73
Regional semifinal (Sweet 16)
Arkansas 103, Tulsa 84
Regional final (Elite Eight)
Arkansas 76, Michigan 68
FINAL FOUR
Semifinal
Arkansas 91, Arizona 82
Championship game
Arkansas 76, Duke 72
National Champion

RECORDS

1993 EAST REGIONAL
1st rnd: Arkansas 94, Holy Cross 64
2nd rnd: Arkansas 80, St. John's 74
Regional semifinal (Sweet 16)
North Carolina 80, Arkansas 74

MEDIA

1992 MIDWEST REGIONAL
1st rnd: Arkansas 80, Murray State 60
2nd rnd: Memphis State 82, Arkansas 80

UNIVERSITY

1991 SOUTHEAST REGIONAL
1st rnd: Arkansas 117, Georgia State 76
2nd rnd: Arkansas 97, Arizona State 90
Regional semifinal (Sweet 16)
Arkansas 93, Alabama 70
Regional final (Elite Eight)
Kansas 93, Arkansas 81

1990 MIDWEST REGIONAL
1st rnd: Arkansas 68, Princeton 64
2nd rnd: Arkansas 86, Dayton 84
Regional semifinal (Sweet 16)
Arkansas 96, North Carolina 73
Regional final (Elite Eight)
Arkansas 88, Texas 85
FINAL FOUR
Semifinal
Duke 97, Arkansas 83

1989 MIDWEST REGIONAL
1st rnd: Arkansas 120, Loyola-Marymount 101
2nd rnd: Louisville 93, Arkansas 74

1988 SOUTHEAST REGIONAL
1st rnd: Villanova 82, Arkansas 74

1985 WEST REGIONAL
1st rnd: Arkansas 63, Iowa 54
2nd rnd: St. John's 68, Arkansas 65

1984 EAST REGIONAL
2nd rnd: Virginia 53, Arkansas 51 (OT)

1983 MIDEAST REGIONAL
2nd rnd: Arkansas 78, Purdue 68
Regional semifinal (Sweet 16)
Louisville 65, Arkansas 63

1982 MIDWEST REGIONAL
2nd rnd: Kansas State 65, Arkansas 64

1981 MIDWEST REGIONAL
1st rnd: Arkansas 73, Mercer 67
2nd rnd: Arkansas 74, Louisville 73
Regional semifinal (Sweet 16)
LSU 72, Arkansas 56

1980 MIDWEST REGIONAL
1st rnd: Kansas State 71, Arkansas 53

1979 MIDWEST REGIONAL
2nd rnd: Arkansas 74, Weber State 63
Regional semifinal (Sweet 16)
Arkansas 73, Louisville 62
Regional final (Elite Eight)
Indiana State 73, Arkansas 71

1978 FAR WEST REGIONAL
1st rnd: Arkansas 73, Weber State 52
Regional semifinal (Sweet 16)
Arkansas 74, UCLA 70
Regional final (Elite Eight)
Arkansas 61, California St.-Fullerton 58
FINAL FOUR
Semifinal
Kentucky 64, Arkansas 59
Third-place game
Arkansas 71, Notre Dame 69

1977 MIDWEST REGIONAL
1st rnd: Wake Forest 86, Arkansas 80

1958 WEST REGIONAL
Regional final (Elite Eight)
Oklahoma State 65, Arkansas 40
Regional consolation
Cincinnati 97, Arkansas 62

1949 WESTERN REGIONAL
Regional final (Elite Eight)
Oregon State 56, Arkansas 38
Regional consolation
Arkansas 64, Wyoming 40

1945 WESTERN REGIONAL
Regional final (Elite Eight)
Arkansas 79, Oregon 76
FINAL FOUR
Oklahoma A&M 68, Arkansas 41

1941 WESTERN REGIONAL
Regional final (Elite Eight)
Arkansas 52, Wyoming 40
FINAL FOUR
Semifinal
Washington State 64, Arkansas 53

* UA received a bid in 1944 but was unable to participate due to an automobile accident prior to the tournament.

National Invitation Tournament Results (4-3, .571)

1997 at Arkansas 101, Northern Arizona 75
at Arkansas 76, Pittsburgh 71 (2nd round)
at Arkansas 86, Nevada-Las Vegas 73 (quarterfinals)
FINAL FOUR (New York, N.Y.)
Michigan 77, Arkansas 62 (semifinals)
Connecticut 74, Arkansas 64 (3rd place)

1987 at Arkansas 67, Arkansas St. 64 (OT)
at Nebraska 78, Arkansas 71 (2nd round)

Preseason NIT Results (4-2, .667)

2002 at Arkansas 64, Maine 47
Wake Forest 76, at Arkansas 71

1991 at Arkansas 107, Vanderbilt 70
at Arkansas 110, Oklahoma 88
FINAL FOUR (New York, N.Y.)
Arkansas 98, Duke 88 (semifinals)
Arizona 89, Arkansas 77 (finals)



The 1994 NCAA National Championship team led by head coach Nolan Richardson



Individual Records

Most Points

(single game) 34, Mario Credit vs. Loyola-Marymount, March 16, 1989
 (career) 291, Corliss Williamson (1993-95) (15 games)

Field Goals Made

(single game) 14, Mario Credit vs. Loyola-Marymount, March 16, 1989 (21 attempts)
 14, Todd Day vs. Alabama, March 21, 1991 (24 attempts)
 (career) 123, Corliss Williamson (1993-95) (207 attempts; 15 games)

Field Goals Attempted

(single game) 24, Todd Day vs. Alabama, March 21, 1989 (14 made)
 24, Corliss Williamson vs. Duke, April 4, 1994 (10 made)
 (career) 207, Corliss Williamson (1993-95) (123 made; 15 games)

Field Goal Percentage (min 8 attempts)

(single game) 1.000, Steve Schall vs. Weber State, March 11, 1979 (9-9)

Free Throws Attempted

(single game) 14, Sidney Moncrief vs. Louisville, March 15, 1979 (13 made)
 14, Darrell Walker vs. Purdue, March 19, 1983 (7 made)
 (career) 82, Corliss Williamson (1993-95) (57 made; 15 games)

Free Throws Made

(single game) 13, Sidney Moncrief vs. Louisville, March 15, 1979 (14 attempts)
 (career) 57, Corliss Williamson (1993-95) (82 attempts; 15 games)

Free Throw Percentage (min 8 attempts)

(single game) 1.000, Scott Hastings (8-8) vs. Louisville, March 14, 1981
 (career) .901, Darrell Hawkins, 20-22 (1989-90, '91-92) (9 games)

Assists

(single game) 12, Keith Wilson vs. Loyola-Marymount, March 16, 1989
 (career) 69, Lee Mayberry (1989-92) (13 games)

Steals

(single game) 8, Alvin Robertson vs. Purdue, March 19, 1983
 8, Alvin Robertson vs. Virginia, March 18, 1984
 (career) 31, Lee Mayberry (1989-92) (13 games)

Blocks

(single game) 5, Corliss Williamson vs. Tulsa, March 25, 1994
 (career) 23, Oliver Miller (1989-92) (13 games)

Turnovers

(single game) 10, Jim Counce vs. Wake Forest, March 12, 1977



Steve Schall was a school-record 9-of-9 shooting from the floor against Weber State in 1979.

Minutes Played

(single game) 45, Joe Kleine and Alvin Robertson vs. Virginia, March 18, 1984
 (career) 483, Corliss Williamson (1993-95) (15 games)

Team Records

Points

(most) 120, vs. Loyola-Marymount, March 16, 1989
 (least) 38, vs. Oregon State, 1949

Field Goals Attempted

(most) 98, vs. Louisville, March 18, 1989 (35 made)
 (least) 42, vs. Virginia, March 18, 1984 (20 made)

Field Goals Made

(most) 47, vs. Loyola-Marymount, March 16, 1989 (81 attempts)
 (least) 13, vs. Oregon State, March 18, 1949 (63 attempts)

Field Goal Percentage

(high) .680, vs. Wake Forest, March 12, 1977 (31-63)
 (low) .206, vs. Oregon State, March 18, 1949 (13-63)

Free Throws Made

(most) 31, vs. Georgia State, March 15, 1991 (42 attempts)
 (least) 3, vs. Cal State-Fullerton, March 18, 1978 (6 attempts)

Free Throws Attempted

(most) 42, vs. Georgia State, March 15, 1991 (31 made)
 (least) 6, vs. Cal State-Fullerton, March 18, 1978 (3 made)

Free Throw Percentage (min 10 attempts)

(high) .905, vs. Nebraska, March 12, 1998 (19-21)
 (low) .425, vs. Mercer, March 12, 1981 (19-40)

Assists

(most) 32, vs. Georgia State, March 15, 1991
 (least) 3, vs. Villanova, March 18, 1988

Steals

(most) 18, vs. Holy Cross, March 18, 1993
 (least) 0, vs. Indiana State, March 17, 1979

Blocks

(most) 8, vs. Georgia State, March 15, 1991
 (least) 0, twice

Turnovers

(most) 25, vs. Massachusetts, March 21, 1996
 (least) 7, vs. St. John's, March 20, 1993

Opponent Single-Game Team Records

Points

(most) 108, vs. N. Carolina, March 23, 2008
 (least) 40, vs. Wyoming, 1941

Field Goals Attempted

(most) 98, vs. Loyola-Marymount, March 16, 1989 (35 made)
 (least) 39, vs. St. John's, March 16, 1985 (23 made)

Field Goals Made

(most) 44, vs. N. Carolina, March 23, 2008 (65 attempts)
 (least) 15, vs. Marquette, March 21, 1996 (56 attempts)

Field Goal Percentage

(high) .677, vs. N. Carolina, March 23, 2008 (44-65)
 (low) .268, vs. Marquette, March 16, 1996 (15-56)

Free Throws Made

(most) 28, twice
 (least) 2, vs. UCLA, March 16, 1978 (8 attempts)

Free Throws Attempted

(most) 39, vs. Duke, March 31, 1990 (28 made)
 (least) 5, vs. Virginia, March 18, 1984 (3 made)

Free Throw Percentage

(high) .920, vs. Southern California, March 16, 2007 (23-25)
 (low) .250, vs. UCLA, March 16, 1978 (2-8)

Assists

(most) 28, vs. Louisville, March 18, 1989; North Carolina, March 23, 2008
 (least) 7, vs. Utah, March 14, 1998

Steals

(most) 16, vs. North Carolina A&T, March 18, 1994
 (least) 0, several times

Blocks

(most) 8, vs. Louisville, March 14, 1981
 (least) 0, several times

Turnovers

(most) 32, vs. Georgia St., March 15, 1991
 (least) 7, vs. Indiana State, March 17, 1979; North Carolina, March 23, 2008

RAZORBACKS

COACHES

PLAYERS

09-10 SEASON

HISTORY

RECORDS

MEDIA

UNIVERSITY



RAZORBACKS

COACHES

PLAYERS

09 - 10 SEASON

HISTORY

RECORDS

MEDIA

UNIVERSITY

1977

Associated Press

1. Michigan
2. UCLA
3. Kentucky
4. UNLV
5. North Carolina
6. Syracuse
7. Marquette
8. San Francisco
9. Wake Forest
10. Notre Dame
11. Alabama
12. Detroit
13. Minnesota
14. Utah
15. Tennessee
16. Kansas St.
17. UNC-Charlotte
18. ARKANSAS
19. Louisville
20. Virginia Military

United Press

- #### International
1. Michigan
 2. San Francisco
 3. North Carolina
 4. UCLA
 5. Kentucky
 6. UNLV
 7. ARKANSAS
 8. Tennessee
 9. Syracuse
 10. Utah
 11. Kansas St.
 12. Cincinnati
 13. Louisville
 14. Marquette
 15. Providence
 16. Indiana St.
 17. Minnesota
 18. Alabama
 19. Detroit
 20. Purdue

1978

AP

1. Kentucky
2. UCLA
3. DePaul
4. Michigan St.
5. ARKANSAS
6. Notre Dame
7. Duke
8. Marquette
9. Louisville
10. Kansas
11. San Francisco
12. New Mexico
13. Indiana
14. Utah
15. Florida St.
16. North Carolina
17. Texas
18. Detroit
19. Miami (Ohio)
20. Pennsylvania

UPI

1. Kentucky
2. UCLA
3. Marquette
4. New Mexico
5. Michigan St.
6. ARKANSAS
7. DePaul
8. Kansas
9. Duke
10. North Carolina
11. Notre Dame

12. Florida St.
13. San Francisco
14. Louisville
15. Indiana
16. Houston
17. Utah St.
18. Utah
19. Texas
20. Georgetown

1979

AP

1. Indiana St.
2. UCLA
3. Michigan St.
4. Notre Dame
5. ARKANSAS
6. DePaul
7. LSU
8. Syracuse
9. North Carolina
10. Marquette
11. Duke
12. San Francisco
13. Louisville
14. Pennsylvania
15. Purdue
16. Oklahoma
17. St. John's (N.Y.)
18. Rutgers
19. Toledo
20. Iowa

UPI

1. Indiana St.
2. UCLA
3. North Carolina
4. Michigan St.
5. Notre Dame
6. ARKANSAS
7. Duke
8. DePaul
9. LSU
10. Syracuse
11. Iowa
12. Georgetown
13. Marquette
14. Purdue
15. Texas
16. Temple
17. San Francisco
18. Tennessee
19. Louisville
20. Detroit

1981

AP

1. DePaul
2. Oregon St.
3. Arizona St.
4. LSU
5. Virginia
6. North Carolina
7. Notre Dame
8. Kentucky
9. Indiana
10. UCLA
11. Wake Forest
12. Louisville
13. Iowa
14. Utah
15. Tennessee
16. Brigham Young
17. Wyoming
18. Maryland
19. Illinois
20. ARKANSAS

1982

AP

1. North Carolina
2. DePaul
3. Virginia
4. Oregon St.
5. Missouri
6. Georgetown
7. Minnesota
8. Idaho
9. Memphis St.
10. Tulsa
11. Fresno St.
12. ARKANSAS
13. Alabama
14. West Virginia
15. Kentucky
16. Iowa
17. Ala.-Birmingham
18. Wake Forest
19. UCLA
20. Louisville

UPI

1. North Carolina
2. DePaul
3. Virginia
4. Oregon St.
5. Missouri
6. Minnesota
7. Georgetown
8. Idaho
9. Memphis St.
10. Fresno St.
11. Tulsa
12. Alabama
13. ARKANSAS
14. Kentucky
15. Wyoming
16. Iowa
17. West Virginia
18. Kansas St.
19. Wake Forest
20. Louisville

1983

AP

1. Houston
2. Louisville
3. St. John's (N.Y.)
4. Virginia
5. Indiana
6. UNLV
7. UCLA
8. North Carolina
9. ARKANSAS
10. Missouri
11. Boston College
12. Kentucky
13. Villanova
14. Wichita St.
15. UT-Chattanooga
16. N.C. St.
17. Memphis St.
18. Georgia
19. Oklahoma St.
20. Georgetown

UPI

1. Houston
2. Louisville
3. St. John's (N.Y.)
4. Virginia
5. Indiana
6. UNLV
7. UCLA
8. North Carolina
9. ARKANSAS
10. Kentucky
11. Villanova
12. Missouri

13. Boston College
14. N.C. St.
15. Georgia
16. UT-Chattanooga
17. Memphis St.
18. Illinois St.
19. Oklahoma St.
20. Georgetown

ESPN/USA Today

1. N.C. State
2. Houston
3. Louisville
4. Georgia
5. Virginia
6. Kentucky
7. North Carolina
8. St. John's (N.Y.)
9. Indiana
10. ARKANSAS
11. Villanova
12. Memphis State
13. Boston College
14. Iowa
15. Wichita State
16. UCLA
17. Ohio State
18. UNLV
19. Missouri
20. Georgetown
21. Fresno State
22. Utah
23. Syracuse
24. Washington St.
25. Tennessee

1984

AP

1. North Carolina
2. Georgetown
3. Kentucky
4. DePaul
5. Houston
6. Illinois
7. Oklahoma
8. ARKANSAS
9. Texas-El Paso
10. Purdue
11. Maryland
12. Tulsa
13. UNLV
14. Duke
15. Washington
16. Memphis St.
17. Oregon St.
18. Syracuse
19. Wake Forest
20. Temple

UPI

1. North Carolina
2. Georgetown
3. Kentucky
4. DePaul
5. Houston
6. Illinois
7. ARKANSAS
8. Oklahoma
9. Texas-El Paso
10. Maryland
11. Purdue
12. Tulsa
13. UNLV
14. Duke
15. Washington
16. Memphis St.
17. Syracuse
18. Indiana
19. Auburn
20. Oregon St.

ESPN/USA Today

1. Georgetown
2. Houston
3. Kentucky
4. North Carolina
5. Illinois
6. DePaul
7. Virginia
8. Wake Forest
9. Memphis State
10. UNLV
11. Indiana
12. Maryland
13. ARKANSAS
14. Oklahoma
15. Dayton
16. Louisville
17. Purdue
18. Syracuse
19. Washington
20. Texas-El Paso
21. Tulsa
22. Duke
23. Michigan
24. SMU
25. Temple

1985

ESPN/USA Today

1. Villanova
2. Georgetown
3. St. John's (N.Y.)
4. Georgia Tech
5. Memphis State
6. Oklahoma
7. North Carolina
8. Louisiana Tech
9. Michigan
10. N.C. State
11. Illinois
12. Loyola (Ill.)
13. Duke
14. Auburn
15. Boston College
16. Kansas
17. Syracuse
18. Maryland
19. Va. Commonwealth
20. UNLV
21. Ala.-Birmingham
22. Alabama
23. UCLA
24. Kentucky
25. ARKANSAS

1989

UPI

1. Arizona
2. Georgetown
3. Illinois
4. North Carolina
5. Oklahoma
6. Indiana
7. Duke
8. Missouri
9. Syracuse
10. Michigan
11. Seton Hall
12. Stanford
13. Louisville
14. UNLV
15. Iowa
16. Florida St.
17. ARKANSAS
18. N.C. St.
19. West Virginia
20. Alabama

ESPN/USA Today

1. Michigan
2. Seton Hall
3. Illinois
4. Duke
5. Georgetown
6. Syracuse
7. Arizona
8. North Carolina
9. UNLV
10. Indiana
11. Missouri
12. Oklahoma
13. Louisville
14. N.C. State
15. Virginia
16. Iowa
17. Minnesota
18. West Virginia
19. Ball State
20. ARKANSAS
21. Stanford
22. Florida State
23. Texas-El Paso
24. South Alabama
25. UCLA

1990

AP

1. Oklahoma
2. UNLV
3. Connecticut
4. Michigan St.
5. Kansas
6. Syracuse
7. ARKANSAS
8. Georgetown
9. Georgia Tech
10. Purdue
11. Missouri
12. La Salle
13. Michigan
14. Arizona
15. Duke
16. Louisville
17. Clemson
18. Illinois
19. LSU
20. Minnesota
21. Loyola (Calif.)
22. Oregon St.
23. Alabama
24. New Mexico St.
25. Xavier (Ohio)

UPI

1. Oklahoma
2. UNLV
3. Connecticut
4. Michigan St.
5. Kansas
6. Syracuse
7. Georgia Tech
8. ARKANSAS
9. Georgetown
10. Purdue
11. Missouri
12. Arizona
13. La Salle
14. Duke
15. Michigan
16. Louisville
17. Clemson
18. Illinois
19. Alabama
20. New Mexico St.



ESPN/USA Today

- 1. UNLV
2. Duke
3. Georgia Tech
4. ARKANSAS
5. Connecticut
6. Purdue
7. Michigan St.
8. Minnesota
9. Loyola (Calif.)
10. Syracuse
11. Oklahoma
12. Texas
13. Clemson
14. Kansas
15. Georgetown
16. Alabama
17. Xavier (Ohio)
18. Michigan
19. La Salle
20. Missouri
21. Arizona
22. Ball State
23. UCLA
24. Louisville
25. North Carolina

ESPN/USA Today

- 1. Duke
2. UNLV
3. Kansas
4. North Carolina
5. ARKANSAS
6. Seton Hall
7. St. John's (N.Y.)
8. Ohio State
9. Indiana
10. Arizona
11. Temple
12. Utah
13. Oklahoma St.
14. Alabama
15. Connecticut
16. Syracuse
17. Kentucky
18. E. Michigan
19. Nebraska
20. Georgetown
21. Pittsburgh
22. New Mexico St.
23. N.C. State
24. E. Tenn. St.
25. UCLA

ESPN/USA Today

- 1. Duke
2. Indiana
3. Michigan
4. Ohio State
5. Cincinnati
6. Kentucky
7. Kansas
8. UCLA
9. Oklahoma St.
10. ARKANSAS
11. Southern Cal
12. North Carolina
13. Seton Hall
14. Florida State
15. Massachusetts
16. Arizona
17. Memphis St.
18. Missouri
19. Alabama
20. Michigan St.
21. Georgia Tech
22. Texas-El Paso
23. Georgetown
24. Syracuse
25. LSU

ESPN/USA Today

- 1. North Carolina
2. Michigan
3. Kentucky
4. Kansas
5. Indiana
6. Cincinnati
7. Florida State
8. Vanderbilt
9. Duke
10. ARKANSAS
11. Seton Hall
12. Arizona
13. Temple
14. Wake Forest
15. Louisville
16. Western Kentucky
17. California
18. Virginia
19. Iowa
20. Utah
21. George Washington
22. Massachusetts
23. Xavier-Ohio
24. UCLA
25. Minnesota

ESPN/USA Today

- 1. ARKANSAS
2. Duke
3. Arizona
4. Florida
5. Purdue
6. Missouri
7. Connecticut
8. Michigan
9. North Carolina
10. Louisville
11. Boston College
12. Kansas
13. Kentucky
14. Syracuse
15. Massachusetts
16. Indiana
17. Marquette
18. Temple
19. Tulsa
20. Maryland
21. Oklahoma St.
22. UCLA
23. Minnesota
24. Texas
25. Pennsylvania

ESPN/USA Today

- 1. UCLA
2. ARKANSAS
3. North Carolina
4. Oklahoma St.
5. Kentucky
6. Connecticut
7. Massachusetts
8. Virginia
9. Wake Forest
10. Kansas
11. Maryland
12. Mississippi St.
13. Arizona State
14. Memphis
15. Tulsa
16. Georgetown
17. Syracuse
18. Missouri
19. Purdue
20. Michigan St.
21. Alabama
22. Utah
23. Villanova
24. Texas
25. Arizona

ESPN/USA Today

- 1. Kentucky
2. Utah
3. North Carolina
4. Stanford
5. Duke
6. Arizona
7. Connecticut
8. Kansas
9. Purdue
10. Michigan St.
11. Rhode Island
12. UCLA
13. Syracuse
14. Cincinnati
15. Maryland
16. Princeton
17. Michigan
18. West Virginia
19. South Carolina
20. Ole Miss
21. New Mexico
22. ARKANSAS
23. Valparaiso
24. Washington
25. TCU

1991

AP

- 1. UNLV
2. ARKANSAS
3. Indiana
4. North Carolina
5. Ohio St.
6. Duke
7. Syracuse
8. Arizona
9. Kentucky
10. Utah
11. Nebraska
12. Kansas
13. Seton Hall
14. Oklahoma St.
15. New Mexico St.
16. UCLA
17. East Tenn. St.
18. Princeton
19. Alabama
20. St. John's (N.Y.)
21. Mississippi St.
22. LSU
23. Texas
24. DePaul
25. Southern Miss

1992

AP

- 1. Duke
2. Kansas
3. Ohio St.
4. UCLA
5. Indiana
6. Kentucky
7. UNLV
8. Southern Cal
9. ARKANSAS
10. Arizona
11. Oklahoma St.
12. Cincinnati
13. Alabama
14. Michigan St.
15. Michigan
16. Missouri
17. Massachusetts
18. North Carolina
19. Seton Hall
20. Florida St.
21. Syracuse
22. Georgetown
23. Oklahoma
24. DePaul
25. LSU

1993

AP

- 1. Indiana
2. Kentucky
3. Michigan
4. North Carolina
5. Arizona
6. Seton Hall
7. Cincinnati
8. Vanderbilt
9. Kansas
10. Duke
11. Florida St.
12. ARKANSAS
13. Iowa
14. Massachusetts
15. Louisville
16. Wake Forest
17. New Orleans
18. Georgia Tech
19. Utah
20. Western Kentucky
21. New Mexico
22. Purdue
23. Oklahoma St.
24. New Mexico St.
25. UNLV

1994

AP

- 1. North Carolina
2. ARKANSAS
3. Purdue
4. Connecticut
5. Missouri
6. Duke
7. Kentucky
8. Massachusetts
9. Arizona
10. Louisville
11. Michigan
12. Temple
13. Kansas
14. Florida
15. Syracuse
16. California
17. UCLA
18. Indiana
19. Oklahoma St.
20. Texas
21. Marquette
22. Nebraska
23. Minnesota
24. St. Louis
25. Cincinnati

1995

AP

- 1. UCLA
2. Kentucky
3. Wake Forest
4. North Carolina
5. Kansas
6. ARKANSAS
7. Massachusetts
8. Connecticut
9. Villanova
10. Maryland
11. Michigan St.
12. Purdue
13. Virginia
14. Oklahoma St.
15. Arizona
16. Arizona St.
17. Oklahoma
18. Mississippi St.
19. Utah
20. Alabama
21. Western Kentucky
22. Georgetown
23. Missouri
24. Iowa St.
25. Syracuse

1996

ESPN/USA Today

- 1. Kentucky
2. Massachusetts
3. Syracuse
4. North Carolina
5. Kansas
6. Cincinnati
7. Georgetown
8. Connecticut
9. Wake Forest
10. Texas Tech
11. Arizona
12. Utah
13. Georgia Tech
14. Louisville
15. Purdue
16. Georgia
17. Villanova
18. ARKANSAS
19. UCLA
20. Iowa State
21. Virginia Tech
22. Iowa
23. Marquette
24. North Carolina
25. New Mexico

1999

AP

- 1. Duke
2. Michigan St.
3. Connecticut
4. Auburn
5. Maryland
6. Utah
7. Stanford
8. Kentucky
9. St. John's (N.Y.)
10. Miami (Fla.)
11. Cincinnati
12. Arizona
13. North Carolina
14. Ohio St.
15. UCLA
16. Col. of Charleston
17. ARKANSAS
18. Wisconsin
19. Indiana
20. Tennessee
21. Iowa
22. Kansas
23. Florida
24. UNC-Charlotte
25. New Mexico

UPI

- 1. UNLV
2. ARKANSAS
3. Indiana
4. North Carolina
5. Ohio St.
6. Duke
7. Arizona
8. Syracuse
9. Nebraska
10. Utah
11. Seton Hall
12. Kansas
13. Oklahoma St.
14. UCLA
15. East Tenn. St.
16. Alabama
17. New Mexico St.
18. Mississippi St.
19. St. John's (N.Y.)
20. Princeton
21. LSU
22. Michigan St.
23. Georgetown
24. N.C. St.
25. Texas

UPI

- 1. Duke
2. Kansas
3. UCLA
4. Ohio St.
5. Arizona
6. Indiana
7. Southern Cal
8. ARKANSAS
9. Kentucky
10. Oklahoma St.
11. Michigan St.
12. Missouri
13. Alabama
14. Cincinnati
15. North Carolina
16. Florida St.
17. Michigan
18. Seton Hall
19. Georgetown
20. Syracuse
21. Massachusetts
22. Oklahoma
23. DePaul
24. St. John's (N.Y.)
25. Tulane

UPI

- 1. Indiana
2. North Carolina
3. Michigan
4. Kentucky
5. Arizona
6. Seton Hall
7. Cincinnati
8. Vanderbilt
9. Kansas
10. Duke
11. Florida St.
12. ARKANSAS
13. Iowa
14. Louisville
15. Wake Forest
16. Massachusetts
17. Utah
18. New Orleans
19. Georgia Tech
20. Purdue
21. UNLV
22. Oklahoma St.
23. Virginia
24. Western Kentucky
25. New Mexico St.

UPI

- 1. ARKANSAS
2. North Carolina
3. Purdue
4. Connecticut
5. Missouri
6. Duke
7. Massachusetts
8. Kentucky
9. Arizona
10. Louisville
11. Michigan
12. Temple
13. Kansas
14. Syracuse
15. Florida
16. California
17. UCLA
18. Indiana
19. Oklahoma St.
20. Marquette
21. Texas
22. St. Louis
23. Minnesota
24. Nebraska
25. Ala.-Birmingham

UPI

- 1. UCLA
2. Kentucky
3. Wake Forest
4. Kansas
5. North Carolina
6. ARKANSAS
7. Massachusetts
8. Connecticut
9. Villanova
10. Michigan St.
11. Maryland
12. Purdue
13. Arizona
14. Virginia
15. Arizona St.
16. Oklahoma St.
17. Mississippi St.
18. Utah
19. Oklahoma
20. Alabama
21. Syracuse
22. Missouri
23. Iowa St.
24. Oregon
25. Stanford

* UPI poll discontinued following 1996 season

1998

AP

- 1. North Carolina
2. Kansas
3. Duke
4. Arizona
5. Kentucky
6. Connecticut
7. Utah
8. Princeton
9. Cincinnati
10. Stanford
11. Purdue
12. Michigan
13. Ole Miss
14. South Carolina
15. TCU
16. Michigan St.
17. ARKANSAS
18. New Mexico
19. UCLA
20. Maryland
21. Syracuse
22. Illinois
23. Xavier
24. Temple
25. Murray St.

ESPN/USA Today

- 1. Connecticut
2. Duke
3. Michigan St.
4. Ohio St.
5. Kentucky
6. St. John's (N.Y.)
7. Auburn
8. Maryland
9. Stanford
10. Utah
11. Cincinnati
12. Miami (Fla.)
13. Gonzaga
14. Temple
15. Iowa
16. Arizona
17. Florida
18. North Carolina
19. Oklahoma
20. Miami (Ohio)
21. UCLA
22. Purdue
23. Kansas
24. SW Missouri St.
25. ARKANSAS

RAZORBACKS

COACHES

PLAYERS

09-10 SEASON

HISTORY

RECORDS

MEDIA

UNIVERSITY



RAZORBACKS



John Adams
1941 - Helms Foundation 1st/
Converse Yearbook 2nd




Tommy Boyer
1963 - UPI, Converse HM



Ron Brewer
1978 - Converse, USBWA, WA 1st/
AP 2nd/BW 3rd
Helms Foundation
1977 - Helms Foundation




Ronnie Brewer
2006 - Basketball Times 3rd
AP, CollegenInsider.com HM



Jerry Carlton
1961 - Converse HM

COACHES


PLAYERS



Todd Day
1992 - WA 1st/NABC, TSN, BW 2nd/
AP & UPI 3rd
1991 - WA 1st/AP 2nd/
BT, NABC, BW 3rd
1990 - Basketball Times 3rd



Marvin Delph
1978 - Converse Yearbook 2nd
1977 - AP, TSN HM



Bill Flynt
1946 - Helms Foundation 3rd



Fred Grim
1958 - Associated Press HM



Scott Hastings
1982 - Helms Foundation
1981 - Helms Foundation

09 - 10 SEASON

HISTORY



George Kok
1946 - The Sporting News 2nd
1948 - AP 3rd



Gene Lambert
1929 - Helms Foundation 1st



Lee Mayberry
1992 - AP, Basketball Times &
NABC 3rd



Sidney Moncrief
1979 - AP, Converse, NABC, USBWA,
WA 1st/TSN & UPI 2nd
1978 - WA 1st/UPI 2nd/AP,
NABC 3rd/Helms
1977 - AP, TSN HM



Tom Pickell
1929 - College Humor Magazine

RECORDS

MEDIA




Ike Poole
1936 - Helms Foundation 1st/
Converse 2nd




Clyde Rhoden
1960 - Converse HM



Jack Robbins
1938 - NEA 3rd



Alvin Robertson
1984 - UPI 2nd/AP 3rd




Glen Rose
1928 - Helms Foundation 1st
(1978 NABC Golden Anniversary Award)

UNIVERSITY



Wear Schoonover
1930 – *College Humor Magazine* 2nd



James "Doc" Sexton
1932 – *College Humor Magazine* 3rd
1931 – *College Humor Magazine* 3rd



Martin Terry
1973 – Helms Foundation 1st



Scotty Thurman
1995 – *Basketball Times* 3rd
Associated Press HM
1994 - Associated Press HM



Darrell Walker
1983 – AP/Converse & UPI 2nd
Helms Foundation



Corliss Williamson
1995 – TSN, WA, BW 1st/AP,
NABC, UPI, USBWA 2nd
1994 – WA 1st/AP, NABC, UPI,
USBWA, BW 2nd/BT 3rd



Clayton Wynne
1943 – *Pic Magazine* 3rd

Note: AP (1948-) and UPI (1949-96) selected only a first team until 1951; College Humor Magazine selected teams from 1929-33 and in 1936; Converse Yearbook selected teams from 1932-83; the Helms Foundation (1905-83) selected only a first team; the NABC selected only a first team until 1948; NEA (Newspaper Enterprise Association) selected teams from 1917-73; Pic Magazine selected teams from 1942-44; The Sporting News selected teams from 1943-46 and since 1997; the USBWA (United States Basketball Writers Association) selected a 10-player first team from 1957-83, five-player first and second teams from 1984-97 and added a third team in 1998; and the Wooden Award has selected a first and second team since 1977.

FRESHMAN ALL-AMERICANS



Patrick Beverley
2007 – *CollegeInsider.com* 1st
Basketball Times 2nd
Rivals.com,
CollegeHoops.net 3rd



Ronnie Brewer
2004 – *Rivals.com* 2nd
College Basketball News 3rd



Courtney Fortson
2009 – *CollegeHoops.net* 3rd




Joe Johnson
2000 – *Basketball Times* 2nd



Marshawn Powell
2010 - *Rivals.com* 3rd



Scotty Thurman
1993 – *The Sporting News* 1st



Corliss Williamson
1993 – *The Sporting News* 1st

Legend

- AP – Associated Press
- BT – *Basketball Times*
- BW – *Basketball Weekly*
- Converse – *Converse Magazine*
- NABC – National Association of Basketball Coaches
- NEA – Newspaper Enterprises Association
- TSN – *The Sporting News*
- UPI – United Press International
- USBWA – United States Basketball Writers Association
- WA – Wooden Award



RAZORBACKS
 COACHES
 PLAYERS
 09-10 SEASON
 HISTORY
 RECORDS
 MEDIA
 UNIVERSITY

ARKANSAS' ALL-SOUTHEASTERN CONFERENCE SELECTIONS

- 2010 Courtney Fortson, Coaches' 2nd, AP HM
- 2009 Mike Washington, Coaches' & AP 2nd
- 2008 Sonny Weems, Coaches' 1st, AP 2nd
- 2007 Patrick Beverley, Coaches' 2nd
- 2006 Ronnie Brewer, Coaches' & AP 1st
Jonathon Modica, Coaches' 2nd, AP HM
- 2005 Ronnie Brewer, Coaches' 1st, AP 2nd
- 2004 Jonathon Modica, Coaches' 2nd
- 2002 Jannero Pargo, AP & Coaches' 3rd
- 2001 Joe Johnson, Coaches' 2nd, AP 3rd
Jannero Pargo, AP & Coaches' 3rd
- 2000 Joe Johnson, AP 2nd, Coaches' 3rd
- 1999 Derek Hood, AP & Coaches' 2nd
- 1998 Nick Davis, AP 1st, Coaches' 2nd
Pat Bradley, AP & Coaches' 2nd
- 1997 Pat Bradley, AP & Coaches' 3rd
Derek Hood, AP & Coaches' 3rd
- 1995 Scotty Thurman, AP & Coaches' 1st
Corliss Williamson, AP & Coaches' 1st
Corey Beck, AP 3rd
Clint McDaniel, AP 3rd
- 1994 Scotty Thurman, AP & Coaches' 1st
Corliss Williamson, AP & Coaches' 1st
- 1993 Scotty Thurman, AP 2nd, Coaches' 1st
Darrell Hawkins, AP 3rd, Coaches' 2nd
Corliss Williamson, Coaches' 2nd



Mike Washington earned post-season honors from the SEC, Associated Press, NABC and USBWA in 2009.

- 1992 Todd Day, AP 1st, Coaches'
- Lee Mayberry, AP 1st, Coaches'
- Oliver Miller, AP 3rd

** Coaches began selecting more than one team following the 1992 season*

SEC ALL-FRESHMAN SELECTIONS

- 2010 Marshawn Powell
- 2009 Courtney Fortson
- 2007 Patrick Beverley
- 2005 Darian Townes
- 2004 Ronnie Brewer
Olu Famutimi
- 2003 Jonathon Modica
- 2000 Joe Johnson
- 1997 Glendon Alexander
- 1996 Kareem Reid
- 1994 Darnell Robinson
- 1993 Scotty Thurman
Corliss Williamson

SEC PLAYER OF THE YEAR (Coaches)

- 1995 Corliss Williamson
- 1994 Corliss Williamson

SEC PLAYER OF THE YEAR (AP)

- 1995 Corliss Williamson
- 1994 Corliss Williamson

SEC NEWCOMER OF THE YEAR (AP)

- 2007 Patrick Beverley

SEC FRESHMAN OF THE YEAR

- 2007 Patrick Beverley

SEC DEFENSIVE PLAYER OF THE YEAR

- 2007 Steven Hill

SEC SIXTH MAN OF THE YEAR


- 2006 Eric Ferguson

SEC PLAYERS OF THE WEEK

- 2010 Rotnei Clarke, Nov. 16
Courtney Fortson, Feb. 8
- 2009 Michael Washington, Nov. 17 & Jan. 5
Courtney Fortson, Dec. 15
- 2008 Sonny Weems, Feb. 4
- 2007 Gary Ervin, Jan. 8 & March 5
- 2006 Jonathon Modica, Feb. 6
- 2005 Jonathon Modica, Feb. 14
- 2002 Jannero Pargo, Dec. 23 & Jan. 28
- 2001 Jannero Pargo, Jan. 22
- 1998 Kareem Reid, Dec. 15
- 1995 Corliss Williamson, Feb. 13
Scotty Thurman, Feb. 20



Steven Hill was named the SEC's Defensive Player of the Year in 2007.



Courtney Fortson earned SEC Player of the Week honors and SEC Freshman Player of the Week honors in 2009. He was the first freshman in school history to earn the overall SEC Player of the Week award.



Sonny Weems earned post-season honors from the SEC, NABC and USBWA in 2008.

- 1994 Scotty Thurman, Feb. 7 & Feb. 21
Corliss Williamson, Feb. 28
- 1992 Todd Day, Jan. 13 & March 2

SEC FRESHMAN PLAYERS OF THE WEEK
(Beginning in 2007)

- 2010 Marshawn Powell, Feb. 1
- 2009 Courtney Fortson, Dec. 22
- 2007 Patrick Beverley, Nov. 13, Nov. 27 & Feb. 19

SEC ALL-DEFENSIVE TEAM
(Selected in 1991 and 1992; and again in 2008)

- 2008 Steven Hill
- 1992 Lee Mayberry

SEC COMMUNITY SERVICE TEAM


- 2010 Rotnei Clarke
- 2009 Michael Sanchez
- 2008 Darian Townes
- 2007 Sean McCurdy
- 2006 Dontell Jefferson
- 2005 Steven Hill
- 2004 Billy Pharis
- 2003 Blake Eddins
- 2002 Blake Eddins
- 2001 Brandon Davis
- 2000 Brandon Davis
- 1999 Pat Bradley

NATIONAL ASSOCIATION OF BASKETBALL COACHES (NABC) ALL-DISTRICT SELECTIONS

- 2009 Michael Washington, 2nd
- 2008 Sonny Weems, 2nd
- 2007 Patrick Beverley, 2nd
- 2006 Ronnie Brewer, 1st
- 2005 Ronnie Brewer, 1st
- 2002 Jannero Pargo, 1st
- 2001 Joe Johnson, 1st
- 1999 Derek Hood, 2nd
Kareem Reid, 2nd
- 1998 Kareem Reid, 2nd
- 1997 Kareem Reid, 2nd
- 1995 Corliss Williamson, 1st
Scotty Thurman, 2nd
- 1994 Scotty Thurman, 1st
Corliss Williamson, 1st
- 1993 Scotty Thurman, 2nd
- 1992 Todd Day, 1st
Lee Mayberry, 2nd
Oliver Miller, 2nd
- 1991 Todd Day, 1st
Lee Mayberry, 1st
Oliver Miller, 1st
- 1990 Todd Day, 1st
Lenzie Howell, 1st
Lee Mayberry, 1st
Oliver Miller, 1st
- 1988 Andrew Lang, 1st
- 1985 Charles Ballentine, 1st
Joe Kleine, 1st



Todd Day was first-team All-Southwest Conference in 1990 and '91, and first-team All-SEC in 1992.



Terry Day led the team with 9.0 rebounds per game and was an NABC first-team all-district pick in 1957.

- 1984 Alvin Robertson, 1st
Joe Kleine, 2nd
- 1983 Darrell Walker, 1st
- 1982 Scott Hastings, 1st
- 1981 Scott Hastings, 1st
U.S. Reed, 1st
- 1980 U.S. Reed, 1st
Scott Hastings, 2nd
- 1979 Sidney Moncrief, 1st
- 1978 Ron Brewer, 1st
Marvin Delph, 1st
Sidney Moncrief, 1st
- 1977 Ron Brewer, 1st
Marvin Delph, 1st
Sidney Moncrief, 1st
- 1976 Marvin Delph, 3rd
Daryll Saulsberry, 3rd
- 1975 Kent Allison, 1st
Rickey Medlock, 3rd
- 1974 Dean Tolson, 2nd
- 1973 Martin Terry, 1st
Dean Tolson, 3rd
- 1972 Martin Terry, 3rd
- 1968 James Eldridge, 3rd
- 1967 Tommy Rowland, 2nd
- 1966 Ricky Sugg, 2nd
- 1965 Ricky Sugg, 3rd
- 1964 Jim Magness, 2nd
- 1963 Tommy Boyer, 2nd
- 1962 Jerry Carlton, 1st
Tommy Boyer, 2nd
- 1960 Clyde Rhoden, 1st
- 1958 Fred Grim, 1st



RAZORBACKS

- 1957 Terry Day
- 1956 Jerald Barnett
- 1955 Buddy Smith
- 1954 Jerald Barnett
- 1953 Gene Lambert
- 1950 Robert Ambler
James Cathcart

COACHES

UNITED STATES BASKETBALL WRITERS ASSOCIATION ALL-DISTRICT VII SELECTIONS

- 2010 Rotnei Clarke
- 2009 Michael Washington
- 2008 Sonny Weems
- 2007 Patrick Beverley
- 2006 Ronnie Brewer
- 2005 Ronnie Brewer
- 2004 Jonathon Modica

PLAYERS

ALL-TOURNAMENT TEAMS


FINAL FOUR

- 1995 Clint McDaniel
Corliss Williamson
- 1994 Corey Beck
Scotty Thurman
Corliss Williamson – MVP
- 1978 Ron Brewer

09 - 10 SEASON

Final Four All-Tournament teams first selected in 1952

HISTORY



Eddie Sutton was named national coach of the year following the Final Four season of 1978.

RECORDS

MEDIA

UNIVERSITY

NCAA TOURNAMENT ALL-REGIONAL

MIDWEST

- 1995 Scotty Thurman
Corliss Williamson - MVP
- 1994 Clint McDaniel
Scotty Thurman
Corliss Williamson
- 1990 Lenzie Howell - MVP
Lee Mayberry
Oliver Miller
- 1991 Todd Day
Oliver Miller
- 1979 Sidney Moncrief
Steve Schall

MIDEAST

- 1983 Darrell Walker

WEST

- 1978 Ron Brewer - MVP
Marvin Delph
Sidney Moncrief

SOUTHEASTERN CONFERENCE

- 2008 Charles Thomas
Darian Townes
- 2007 Sonny Weems
- 2001 Joe Johnson
- 2000 Brandon Dean - MVP
Joe Johnson
- 1999 Derek Hood
Kareem Reid
- 1995 Scotty Thurman
Corliss Williamson
- 1994 Corliss Williamson
- 1992 Todd Day


NATIONAL ASSOCIATION OF BASKETBALL COACHES (NABC) ALL-STAR GAME PARTICIPANTS

- 1993 Darrell Hawkins
- 1992 Lee Mayberry
- 1991 Ron Huery
- 1988 Andrew Lang
- 1984 Alvin Robertson
- 1983 Darrell Walker
- 1982 Scott Hastings
- 1979 Sidney Moncrief

COACH OF THE YEAR

NATIONAL

- 1994 Nolan Richardson – NABC, Naismith, Chevrolet/CBS, Atlanta Tipoff Club, Kodak
- 1978 Eddie Sutton – AP, UPI, USBWA



Eric Ferguson was the SEC's Sixth Man of the Year in 2006.

NATIONAL ASSOCIATION OF BASKETBALL COACHES DISTRICT 9

- 1994 Nolan Richardson
- 1991 Nolan Richardson
- 1990 Nolan Richardson
- 1978 Eddie Sutton
- 1977 Eddie Sutton

SOUTHEASTERN CONFERENCE

- 1998 Nolan Richardson – Coaches' & Birmingham Tipoff Club (Rupp Cup)

ALL-SOUTHWEST CONFERENCE SELECTIONS

(First team only)


- 1991 Todd Day
Lee Mayberry
Oliver Miller
- 1990 Todd Day
Lee Mayberry
- 1989 Keith Wilson
- 1988 Ron Huery
- 1985 Joe Kleine
- 1984 Joe Kleine
Alvin Robertson
- 1983 Darrell Walker
- 1982 Scott Hastings
- 1981 Scott Hastings
- 1980 Scott Hastings
- 1979 Sidney Moncrief
- 1978 Ron Brewer
Marvin Delph
Sidney Moncrief



Brandon Dean was the MVP of the 2000 South-eastern Conference Tournament after leading Arkansas to the title with four wins in four days.

- 1977 Ron Brewer
Marvin Delph
Sidney Moncrief
- 1975 Kent Allison
Robert Birden
- 1974 Dean Tolson
- 1973 Martin Terry
- 1972 Martin Terry
- 1963 Tommy Boyer
- 1962 Jerry Carlton
Tommy Boyer
- 1961 Jerry Carlton
Clyde Rhoden
Pat Foster
- 1960 Clyde Rhoden
- 1958 Fred Grim
- 1956 Jerald Barnett
Manuel Whitley
- 1951 D.L. Miller
- 1950 Jim Cathcart
- 1949 Kenneth Kearns
- 1948 George Kok
- 1947 Alvin Williams
- 1946 George Kok
- 1945 George Kok
- 1944 Deno Nichols
Billy Flynt
- 1943 Gordon Carpenter
Clayton Wynne
- 1942 R.C. Pitts

- 1941 Johnny Adams
John Frieberger
Howard Hickey
- 1940 Howard Hickey
- 1939 Johnny Adams
- 1938 Don Lockard
Jack Robbins
- 1937 Don Lockard
Jack Robbins
- 1936 Elwin Gilliland
Jim Lee Howell
Ike Poole
- 1935 Taft Moody
Ike Poole
- 1934 Taft Moody
- 1933 Tom Murphy
- 1932 Tom Murphy
James "Doc" Sexton
- 1931 Milan Creighton
- 1930 Wear Schoonover
Milan Creighton
Roy Prewitt
- 1929 Tom Pickell
Gene Lambert Sr.
Wear Schoonover
- 1928 Glen Rose
Tom Pickell
Gene Lambert Sr.
Wear Schoonover
- 1927 Glen Rose
Harold Steele
Tom Pickell



Martin Terry earned first-team All-SWC honors in 1972 and 1973.



Alvin Robertson was a first-team All-SWC selection in 1984, the same year he earned All-America honors.

- 1926 Rolla Adams
Elbert Pickell
Glen Rose
Curtis Parker
- 1925 Rolla Adams

SEC LEGENDS

- 2010 Jim Counce
- 2009 Scotty Thurman
- 2008 Corliss Williamson
- 2007 U.S. Reed
- 2006 Marvin Delph
- 2005 Scott Hastings
- 2004 Todd Day
- 2003 Lee Mayberry
- 2002 Ron Brewer
- 2001 Joe Kleine
- 2000 Tommy Boyer
- 1999 Sidney Moncrief

OLYMPIANS

- 1984 Joe Kleine
Alvin Robertson



RAZORBACKS

Atlanta Hawks
 Scott Hastings
 Joe Johnson
 Andrew Lang
 Sidney Moncrief

COACHES

Boston Celtics
 Todd Day
 Joe Johnson
 Joe Kleine

PLAYERS

Chicago Bulls
 Ron Brewer
 Ronnie Brewer
 Tony Brown
 Joe Kleine
 Andrew Lang
 Jannero Pargo
 Darrell Walker

09 - 10 SEASON

Cleveland Cavaliers
 Ron Brewer

HISTORY

Dallas Mavericks
 Oliver Miller

RECORDS

Denver Nuggets
 Scott Hastings
 Darrell Walker
 Sonny Weems

MEDIA

Detroit Pistons
 Corey Beck
 Scott Hastings
 Oliver Miller
 Isaiah Morris
 Alvin Robertson
 Darrell Walker
 Corliss Williamson

UNIVERSITY

Golden State Warriors
 Ron Brewer

Houston Rockets
 Tony Brown

Indiana Pacers
 Tony Brown

Los Angeles Clippers
 Tony Brown

Los Angeles Lakers
 Tony Brown
 Joe Kleine
 Jannero Pargo

Memphis Grizzlies
 Ronnie Brewer
 Lee Mayberry

Miami Heat
 Patrick Beverley
 Todd Day
 Scott Hastings

Milwaukee Bucks
 Tony Brown
 Todd Day
 Andrew Lang
 Lee Mayberry
 Sidney Moncrief
 Alvin Robertson

Minnesota Timberwolves
 Todd Day
 Andrew Lang
 Oliver Miller

New Jersey Nets
 Ron Brewer
 Tony Brown
 Joe Kleine

New Orleans Hornets
 Corey Beck
 Derek Hood
 Jannero Pargo

New York Knicks
 Scott Hastings
 Andrew Lang
 Melvin McGaha
 Darrell Walker

Oklahoma City Thunder
 Tony Brown
 Dean Tolson

Philadelphia 76ers
 Andrew Lang
 Corliss Williamson

Phoenix Suns
 Todd Day
 Joe Johnson
 Joe Kleine
 Andrew Lang
 Oliver Miller

Portland Trailblazers
 Ron Brewer
 Byron Irvin
 Joe Kleine

Sacramento Kings
 Joe Kleine
 Clint McDaniel
 Oliver Miller
 Corliss Williamson

San Antonio Spurs
 Ron Brewer
 Alvin Robertson

Toronto Raptors
 Oliver Miller
 Jannero Pargo
 Alvin Robertson
 Sonny Weems
 Corliss Williamson

Utah Jazz
 Ronnie Brewer
 Tony Brown

Washington Wizards
 Byron Irvin
 Darrell Walker

Note: Listing updated beginning of 2010-11 NBA season.



All-Time NBA Draft Picks

- Ambler, Bob – 1951, 7th round, #62, Tri-Cities Blackhawks (now Atlanta)
- Ballentine, Charles – 1985, 6th round, #120, Sacramento Kings
- Brewer, Ron – 1978, 1st round, #7, Portland Trailblazers
- Brewer, Ronnie – 2006, 1st round, #14, Utah Jazz
- Brown, Tony – 1982, 4th round, #82, New Jersey Nets
- Carlton, Jerry – 1962, 13th round, #96, St. Louis Hawks (now Atlanta)
- Day, Todd – 1992, 1st round, #8, Milwaukee Bucks
- Delph, Marvin – 1979, 6th round, #110 Boston Celtics; 1978, 3rd round, #65, Buffalo Braves (now Los Angeles Clippers)
- Grim, Fred – 1958, 5th round, #38, Syracuse Nationals
- Hastings, Scott – 1982, 2nd round, #29, New York Knicks
- Johnson, Joe – 2001, 1st round, #10, Boston Celtics
- Kleine, Joe – 1985, 1st round, #6, Sacramento Kings
- Lang, Andrew – 1988, 2nd round, #28, Phoenix Suns
- Mayberry, Lee – 1992, 1st round, #23, Milwaukee Bucks
- Miller, Oliver – 1992, 1st round, #22, Phoenix Suns
- Moncrief, Sidney – 1979, 1st round, #5, Milwaukee Bucks
- Morris, Isaiah – 1992, 2nd round, #37, Miami Heat
- Peterson, Keith – 1982, 8th round, #165, Dallas Mavericks
- Reed, U.S. – 1981, 5th round, #104, Kansas City Kings (now Sacramento Kings)
- Robertson, Alvin – 1984, 1st round, #7, San Antonio Spurs
- Robinson, Darnell – 1996, 2nd round, #58, Dallas Mavericks
- Schall, Steve – 1980, 10th round, #209, San Antonio Spurs; 1979, 5th round, #106, San Antonio Spurs
- Sutton, Leroy – 1984, 8th round, #176, Dallas Mavericks
- Terry, Martin – 1973, 3rd round, #39, Chicago Bulls
- Tolson, Dean – 1974, 5th round, #80, Seattle SuperSonics
- Walker, Darrell – 1983, 1st round, #12, New York Knicks
- Weems, Sonny – 2008, 2nd round, #39, Chicago Bulls
- White, Dennis – 1974, 10th round, #167, KC-O
- Williamson, Corliss – 1995, 1st round, #13, Sacramento Kings
- Zahn, Allan – 1980, 7th round, #153, San Antonio Spurs

All-NBA Teams

- 2010 – Joe Johnson, Third Team, Atlanta
- 1986 – Sidney Moncrief, Second Team, Milwaukee; Alvin Robertson, Second Team, San Antonio
- 1985 – Sidney Moncrief, Second Team, Milwaukee
- 1984 – Sidney Moncrief, Second Team, Milwaukee
- 1983 – Sidney Moncrief, First Team, Milwaukee
- 1982 – Sidney Moncrief, Second Team, Milwaukee

All-Defensive Teams

- 1991 – Alvin Robertson, First Team
- 1990 – Alvin Robertson, Second Team
- 1989 – Alvin Robertson, Second Team
- 1988 – Alvin Robertson, Second Team
- 1987 – Alvin Robertson, First Team
- 1986 – Sidney Moncrief, First Team, Milwaukee; Alvin Robertson, Second Team, San Antonio
- 1985 – Sidney Moncrief, First Team, Milwaukee
- 1984 – Sidney Moncrief, First Team, Milwaukee
- 1983 – Sidney Moncrief, First Team, Milwaukee
- 1982 – Sidney Moncrief, Second Team, Milwaukee

NBA All-Rookie Team

Ron Brewer, 1978-79, First Team

NBA Sixth Man of the Year

Corliss Williamson, 2001-02

NBA Defensive Player of the Year

Sidney Moncrief, 1982-83 & 1983-84
Alvin Robertson, 1985-86

NBA Most Improved Player

Alvin Robertson, 1985-86, San Antonio

NBA Titles


Scott Hastings, 1990, Detroit
Corliss Williamson, 2004, Detroit

All-Star Appearances

Johnson, Joe – 4
Moncrief, Sidney – 5
Robertson, Alvin – 4



Corliss Williamson was the No. 13 pick by the Sacramento Kings in the 1995 NBA Draft.



Joe Johnson is one of six Razorbacks to be picked among the top 10 in the draft when he was taken No. 10 in 2001.



Like father, like son, Ronnie Brewer followed in his father's footsteps as a first-round NBA draft pick from Arkansas in 2006.

RAZORBACKS

COACHES

PLAYERS

09-10 SEASON

HISTORY

RECORDS

MEDIA

UNIVERSITY



RAZORBACKS

COACHES

PLAYERS

09-10 SEASON

HISTORY

RECORDS

MEDIA

UNIVERSITY

A		
Adams, Elmo	1950	Beebe, Ark.
Adams, Johnny	1939, 40, 41	Beebe, Ark.
Adams, Marvin	1952, 53, 54	Caddo, Okla.
Adams, O'Neal	1940, 41, 42	Beebe, Ark.
Adams, Robert	1948, 1950	Mulberry, Ark.
Adams, Rolla	1924, 25, 26	
Adebayo, Sunday	1998	Benin City, Nigeria
Alexander, Glendon	1997	Carrollton, Texas
Allison, Kent	1975	South Bend, Ind.
Ambler, Robert	1949, 50, 51	Texarkana, Ark.
Anderson, Bobby	1961, 62	Pine Bluff, Ark.
Ayers, James	1926	Dierks, Ark.

B		
Bailey, Alvin	1979	West Helena, Ark.
Baker, Carl	2000, 01, 02, 03	Palestine, Ark.
Baker, Shawn	1987, 88	Tulsa, Okla.
Balentine, Charles	1982, 83, 84, 85	Newport, Ark.
Bane, Jim	1963, 64	Branson, Mo.
Barnes, Alton	1970	Pine Bluff, Ark.
Barnett, Jerald	1954, 55, 56	Harrison, Ark.
Bass, Jody	1972, 73	Denton, Texas
Bates, Steve	1978	Fort Wayne, Ind.
Beall, Elstner	1933	
Beck, Corey	1993, 94, 95	Memphis, Tenn.
Bedford, Darryl	1983, 84	Smyrna, Ga.
Bennett, Chris	1976, 78	Little Rock, Ark.
Benton, James	1937, 38	Fordyce, Ark.
Beverley, Patrick	2007, 08	Chicago, Ill.
Biggers, Ray	1992, 93, 94	Houston, Texas
Biley, Ken	1991, 92, 93, 94	Pine Bluff, Ark.
Birden, Robert	1974, 75, 76	Pine Bluff, Ark.
Blackburn, Clifford	1924	Danville, Ark.
Blackmon, Jamar	2003, 04	Little Rock, Ark.
Blasingame, John	1960, 61	Monette, Ark.
Borgsmiller, John	1950	
Boss, Ora Lee	1958, 59	Green Forest, Ark.
Bowers, Arlyn	1989, 90, 91	Memphis, Tenn.
Box, Larry	1972	Leachville, Ark.
Boyer, Tommy	1961, 62, 63	Fort Smith, Ark.



Glenn Bryant

Bradley, A.B.	1942, 43	Clinton, Ark.
Bradley, Pat	1996, 97, 98, 99	Everett, Mass.
Brady, Harold	1937, 38	
Brannon, Robert	1983	Columbia, S.C.
Brasfield, Travis	1932, 33, 34	
Brewer, Ron	1976, 77, 78	Fort Smith, Ark.
Brewer, Ronnie	2004, 05, 06	Fayetteville, Ark.
Briggs, E.J.	1940	
Britt, Marcus	2008, 09, 10	Madison, Ark.
Britt, Maurice	1939	Lonoke, Ark.
Brodie, Frank	1936, 37	
Brown, Mike	1972	White Hall, Ark.
Brown, Tony	1979, 80, 81, 82	Chicago, Ill.
Bryant, Gerald	1951	Many, La.
Bryant, Glenn	2010	Detroit, Mich.
Buckner, Ray	1975, 76, 77	Pine Bluff, Ark.
Burk, Houston	1925, 26, 27	
Butler, Walter "Pete"	1955, 56	Jefferson City, Mo.
Byles, Tony	1946, 47	Robeline, La.


C		
Campbell, Doug	1972, 73	Lyons, Kan.
Campbell, Johnny	1947, 48	Harrison, Ark.
Carlton, Jerry	1960, 61, 62	Sheridan, Ark.
Carpenter, Gordon	1941, 42, 43	
Carpenter, Jay	1957, 58, 59	Jefferson City, Mo.
Carpenter, Mike	1986	Knoxville, Tenn.
Carter, Alan	1943	
Cathcart, James	1948, 49, 50	
Chambers, Lendon	1939	
Clark, Andre	2009	North Little Rock, Ark.
Clark, Carter	2001	Springfield, Mo.
Clarke, Rotnei	2009, 10	Verdigris, Okla.
Cleveland, T.J.	1999, 2000, 01, 02	Birmingham, Ala.
Clifton, Gus	1932	
Coffman, M.B. "Skippy"	1962, 63	Little Rock, Ark.
Coleman, Paul	1948, 49	
Cone, Benton	1967, 68, 69	Wilmot, Ark.
Cook, Orval	1964, 65, 66	Cleveland, Okla.
Copeland, Jody	1945	
Corzine, Corky	1976	Florissant, Mo.
Counce, Jim	1975, 76, 77, 78	Memphis, Tenn.
Cox, Stephen	2008, 09, 10	Jonesboro, Ark.
Craft, Reggie	1979	
Crane, Jay	1984, 85, 86	Ft. Worth, Texas
Cranford, Preston	2004, 06, 07	Heber Springs, Ark.
Crawford, Roger	1993, 94	Birmingham, Ala.
Credit, Mario	1987, 88, 89, 90	Kansas City, Kan.
Creighton, Milan	1929, 30, 31	Gothenberg, Neb.
Crockett, James	1978, 79	West Helena, Ark.
Cutts, Willie	1983	Fort Worth, Texas

D		
Davis, Brandon	1998, 99, 2000, 01	Camden, Ark.
Davis, Kendrick	2003, 04	Houston, Texas
Davis, Nick	1996, 97, 98	Columbia, S.C.
Davis, Shawn	1989, 90, 91, 92	Maud, Texas
Day, Terry	1955, 56, 57	Magnolia, Ark.
Day, Todd	1989, 90, 91, 92	Memphis, Tenn.
Dean, Brandon	1999, 2000, 01, 02	Monroe, La.
DeBose, Keenan	1983, 84	Killeen, Texas
Delph, Marvin	1975, 76, 77, 78	Conway, Ark.

Dickson, Joe	1955, 56, 57	Little Rock, Ark.
Dillard, Alex	1994, 95	Bassemmer, Ala.
Donaldson, John	1938	
Dunn, Wayne	1956, 57, 58	Hampton, Ark.
Dykes, Jimmy	1982, 83, 84	Fayetteville, Ark.

E		
Eddins, Blake	2000, 01, 02, 03	Montgomery, Ala.
Eidson, Harold	1929	Centerville, Ark.
Eldridge, James	1968, 69, 70	Green Forest, Ark.
Elkins, Orval	1952, 53, 54	Minden, La.
Engskov, John	1994, 95, 96	Berryville, Ark.
Ervin, Gary	2007, 08	Brooklyn, N.Y.

F		
Famutimi, Olu	2004, 05	Flint, Mich.
Farmer, Jemal	2010	Chicago, Ill.
Ferguson, Eric	2003, 04, 05, 06	Long Island, N.Y.
Fletcher, Clyde	1991, 92	Memphis, Tenn.
Flynt, Bill	1944, 45, 46	Lonoke, Ark.
Fortson, Courtney	2009, 10	Montgomery, Ala.
Foster, Pat	1959, 60, 61	Emerson, Ark.
Freeman, Allie	1985, 86, 87, 88	Little Rock, Ark.
Freeman, Wally	1966, 67	Sheridan, Ark.
Frieberger, John	1939, 40, 41	Point, Texas
Friess, Brad	1979, 80, 81, 82	Austin, Texas
Fulton, John	1935	Malvern, Ark.



Clyde Fletcher

G		
Gammill, Gerald	1939, 40	
Garner, Ronnie	1959, 60, 61	Hot Springs, Ark.
Gehring, Ken	1977	Akron, Ohio
Gibson, Ray	1931, 32, 33	Prairie Grove, Ark.
Gilbert, Jason	1999	Mountain View, Ark.
Gilliland, Elwin	1935, 36, 37	Beebe, Ark.
Gipson, Teddy	1999, 2000, 01, 02	Farmerville, La.
Gomez, Dionisio	2000, 01, 02, 03	Fayetteville, Ark.
Green, Steve	1997	Monticello, Ark.



Grim, Fred	1956, 57, 58	Green Forest, Ark.
Grindle, LaVerne	1959, 60	Overton, Texas
Grisham, Larry	1957, 58	Jonesboro, Ark.
Grisham, Larry	1969	White Hall, Ark.
Guess, Charles	1965, 66	

H

Hagood, Leslie	1938	
Haizlip, Ralph	1927, 28	Hot Springs, Ark.
Hale, Arthur	1927, 28, 29	Fayetteville, Ark.
Hale, Harrison, Jr.	1930	Fayetteville, Ark.
Hall, Antwon	1996	Chicago, Ill.
Hamilton, Ray	1936, 37, 38	Lonoke, Ark.
Hankins, Justin	1999	Elkins, Ark.
Hankins, Zane	1958, 59	Newport, Ark.
Hastings, Scott	1979, 80, 81, 82	Independence, Kan.
Hawkins, Darrell	1989, 90, 92, 93	Prairie View, Texas
Hays, Dennie	1936	
Heider, Joel	1971, 72	Kansas City, Kan.
Henderson, Jethro	1930	Hot Springs, Ark.
Henry, Jason	2009	West Memphis, Ark.
Hess, Jack	1950, 51	Verden, Okla.
Hester, Bill (Toar)	1951	Hall Summitt, La.
Hickey, Howard	1939, 40, 41	Clarksville, Ark.
Hill, Steven	2005, 06, 07, 08	Branson, Mo.
Hilliard, Keith	1980	Memphis, Tenn.
Hogue, Larry	1962, 63, 64	North Little Rock, Ark.
Holt, Ken	1929, 30, 31	
Honea, Robert	1942	
Honea, Elmer	1935	Fayetteville, Ark.
Hood, Derek	1996, 97, 98, 99	Kansas City, Mo.
Horrell, Scott	1980	Marmaduke, Ark.
Horsell, J.L.	1934, 35, 36	
Horst, Howard	1928	
Horton, Clifford	1947, 48	Marshall, Ark.
Howell, Jim Lee	1934, 35, 36	Lonoke, Ark.
Howell, Lenzie	1989, 90	Dallas, Texas
Hudspeth, Gerald	1949, 50	St. Joe, Ark.
Huery, Ron	1987, 88, 90, 91	Memphis, Tenn.
Hunter, Vincent	2004, 06, 07, 08	Little Rock, Ark.
Hurd, Anthony	1987	Kansas City, Mo.
Hutchison, Kenny	1985, 86, 87	New York, N.Y.

I

Irvin, Byron	1985, 86	Chicago, Ill.
--------------	----------	---------------

J


Jay, Jim	1963, 64	Lincoln, Ark.
Jefferies, Chris	1999	Fresno, Calif.
Jefferson, Dontell	2005, 06	Lithonia, Ga.
Jelks, J.L.	1931, 32, 33	Jonesboro, Ark.
Jennings, Jason	1998, 99	Bald Knob, Ark.
Johnson, Delvon	2010	Chicago, Ill.
Johnson, Joe	2000, 01	Little Rock, Ark.
Joliff, Charles	1944, 45, 46	Manila, Ark.
Jones, Ben	1943, 44	Watlenson, Ark.
Jones, Loyd	1960	Lincoln, Ark.
Jones, Matt	2002, 04	Fort Smith, Ark.
Jones, Michael	2002, 03, 04, 05	Little Rock, Ark.
Jordan, Berry	2002	Jacksonville, Fla.

K

Kays, Paul	1928	Fayetteville, Ark.
Kearns, Kenneth	1945, 46, 48	
Kearns, Walter	1951, 52, 53	Denton, Texas
Keeling, Lance	1997, 99	St. Joe, Ark.
Keeter, Danny	1969, 70	Mountain Home, Ark.
Kelly, Carey	1980, 81, 82, 83	Canton, Miss.
Kendall, Bruce	1931, 32, 33	Berryville, Ark.
Kimbrell, Jacky	1967, 68, 69	Turrell, Ark.
King, Cyrus	1924, 25	Stuttgart, Ark.
Kissee, Jim	1964, 65	Marshfield, Mo.
Kitchen, Robert	1983, 84	Muskegon Heights, Mich.
Kleine, Joe	1983, 84, 85	Slater, Mo.
Kok, George	1945, 46, 47, 48	Grand Rapids, Mich.
Kretschmar, Joe	1956	Jefferson City, Mo.

L

Lambert, Eugene, Jr.	1951, 52, 53	Fayetteville, Ark.
Lambert, Eugene, Sr.	1928, 29	Augusta, Ark.
Lane, Alonzo	2000, 01, 02, 03	Canton, Miss.
Lang, Andrew	1985, 86, 87, 88	Pine Bluff, Ark.
Lee, Almer	1970, 71	Fort Smith, Ark.
Lewis, Tryon	1952	Fayetteville, Ark.
Linn, Warren	1990, 92, 93	Tulsa, Okla.
Lively, Charles	1943	Des Arc, Ark.
Lockard, Don	1936, 37, 38	
Logue, Donald	1950	Fayetteville, Ark.
Lucas, Mike	1985	Dallas, Texas
Lucke, Joel	1951, 52, 53	Pine Bluff, Ark.
Lunday, Kenneth	1935, 36	Miami, Okla.



Almer Lee

M

Magness, Jim	1963, 64	Hot Springs, Ark.
Mann, Marvin	1961	Hickory, Va.
Marks, Larry	1988, 89, 90	Columbia, Tenn.
Martin, Elmer	1992, 93, 94, 95	Memphis, Tenn.
Martin, Neal	1938, 39	Texarkana, Ark.
Martin, Robert	1936, 37	
Mayberry, Lee	1989, 90, 91, 92	Tulsa, Okla.
McAlister, Leslie (Mack)	1968, 70	Jonesboro, Ark.
McClary, Cam	1977	Marshfield, Wis.
McCurdy, Sean	2006, 07	Westport, Conn.

McConnell, J.D.	1964, 65, 66	Fayetteville, Mo.
McDaniel, Clint	1992, 93, 94, 95	Tulsa, Okla.
McDonald, Leo	1954, 55	Many, La.
McGaha, Melvin	1944, 45, 46, 47	Oak Grove, La.
McGowan, Cyrus	2006, 07	Meridian, Miss.
McGuire, J.C.	1924	
McKellar, Philip	1987	North Little Rock, Ark.
McKenzie, Robert	1968, 69, 70	White Hall, Ark.
Medlock, Rickey	1973, 74, 75	Cave City, Ark.
Merritt, Reggie	1993, 94, 95, 96	Little Rock, Ark.
Miller, Oliver	1989, 90, 91, 92	Ft. Worth, Texas
Miller, D. L.	1950, 51	Van Buren, Ark.
Mills, William	1985, 86	Perkins, Ga.
Mitchell, A.E.	1930	
Modica, Jonathon	2003, 04, 05, 06	Smackover, Ark.
Moncrief, Sidney	1976, 77, 78, 79	Little Rock, Ark.
Monk, Marcus	2005	Lepanto, Ark.
Moody, Taft	1933, 34	
Mooney, Fred	1970, 71	Jonesboro, Ark.
Moore, Brandon	2009	New Orleans, La.
Moore, Stephan	1985, 86, 87, 88	Cushing, Okla.
Morris, Isaiah	1991, 92	Richmond, Va.
Morrison, Alan	1960, 61	Texarkana, Ark.
Mukubu, Wen	2003, 04	Miami, Fla.
Munsey, Sammy	2006	Little Rock, Ark.
Murphy, Tom	1931, 32, 33	Batesville, Ark.
Murphy, Vernon	1971, 72	Texarkana, Texas
Murry, Ernie	1990, 91	Wabbeska, Ark.



Vernon Murphy

N

Nash, Eugene	1979, 80, 81, 82	Tyrnza, Ark.
Newby, Jack	1934	Little Rock, Ark.
Nichols, Deno	1944	
Nobles, Julysses	2010	Jackson, Miss.
Norton, Ricky	1981, 82, 83, 84	Okolona, Ark.
Nutt, Houston	1977	Little Rock, Ark.

O

Oliver, Tom	1930	Jacksonville, Ark.
-------------	------	--------------------



RAZORBACKS

COACHES

PLAYERS

09-10 SEASON

HISTORY


RECORDS

MEDIA

UNIVERSITY

P		
Pargo, Jannero	2001, 02	Chicago, Ill.
Parker, Curtis	1924, 26	Winthrop, Ark.
Pauley, Dan	1974	Kansas City, Mo.
Peterson, Keith	1979, 80, 81, 82	Little Rock, Ark.
Pharis, Billy	2004	Van Buren, Ark.
Pickell, Elbert	1924, 25, 26	
Pickell, Tom	1927, 28, 29	
Pickren, Jim	1929, 30, 31	Salem, Ark.
Pilgrim, Lawson	1977	Conway, Ark.
Pitts, R.C.	1940, 41, 42	Oxford, Miss.
Poerschke, Eric	1984, 85, 86, 87	Houston, Texas
Poole, H.L. Ike	1934, 35, 36	McGehee, Ark.
Powell, Marshawn	2010	Newport News, Va.
Prewitt, Roy	1928, 29, 30	Grady, Ark.
Price, Norman	1949, 50, 51	Mansfield, Ark.
Price, Steve	1973, 74, 75	Delray Beach, Fla.

R		
Rankin, Tommy	1958, 59, 60	Jonesboro, Ark.
Rankin, Roxie	1944, 47	Fayetteville, Ark.
Ratliff, Mike	1984, 85, 86, 87	Brooklyn, N.Y.
Ray, Herman	1935	Little Rock, Ark.
Reed, U.S.	1978, 79, 80, 81	Pine Bluff, Ark.
Rehl, Kevin	1985, 86	Verma-Alma, Okla.
Reid, Kareem	1996, 97, 98, 99	Bronx, N.Y.
Renfro, Elza	1924	Fayetteville, Ark.
Rhoden, Clyde	1959, 60, 61	Hot Springs, Ark.
Richie, Ocie	1945	
Rimac, Davor	1992, 93, 94, 95	Zagreb, Croatia
Rittman, Richard	1957, 58	Stuttgart, Ark.
Robbins, Jack	1936, 37, 38	Little Rock, Ark.
Robbins, Nobel	1941	
Robertson, Alvin	1982, 83, 84	Barberton, Ohio
Robinson, Darnell	1994, 95, 96	Oakland, Calif.
Rogers, Jerry	1961, 62	North Little Rock, Ark.
Rose, Glen	1926, 27, 28	North Little Rock, Ark.



Floyd Sagely


Rose, Scott	1983, 84, 85, 86	Memphis, Tenn.
Rousseau, Steve	1964, 65, 66	Dewitt, Ark.
Rowland, Tommy	1965, 66, 67	Little Rock, Ark.
Rucker, Paul	1934, 35	Bauxite, Ark.
Ruckman, Charles	1925, 26	

S		
Sagely, Floyd	1952, 53, 54	Van Buren, Ark.
Sailer, Bill	1952, 53	Branson, Mo.
Sanchez, Michael	2009	Springdale, Ark.
Satchell, Larry	2000, 01, 02, 03	Waco, Texas
Saulsbury, Daryll	1975, 76	Albuquerque, N.M.
Schall, Steve	1976, 77, 78, 79	Raytown, Mo.
Schoonover, Wear	1928, 29, 30	Pocahontas, Ark.
Schulte, Jack	1974, 75, 76	Ellisville, Mo.
Schumchyk, Frank	1944, 45, 46	Long Island, N.Y.
Schumchyk, Mike	1944, 45, 46	Long Island, N.Y.
Scott, Darryl	1985, 86	Wynne, Ark.
Scott, David	1979	South Bend, Ind.
Scott, Tim	1987, 88	Little Rock, Ark.
Scroggins, Carroll	1953, 54, 55	Center Ridge, Ark.
Searles, John	1971	Pine Bluff, Ark.
Self, David	1966, 67, 68	El Dorado, Ark.
Self, Jewell	1959	Little Rock, Ark.
Sexton, Doc	1931, 32, 33	
Shaw, Raymond	1952, 53, 54	Lafayette, La.
Shepherd, Robert	1992, 93	Chicago, Ill.
Sims, Keith	1944	
Skulman, Greg	1980, 81, 82	Ozark, Ark.
Smith, Buddy	1954, 55, 56	DeQueen, Ark.
Smith, Glenn	1939	
Smith, Norman	1954, 55, 56	Bucyrus, Ohio
Smith, Sammie	1950, 51, 52	Little Rock, Ark.
Sneed, Brice	1959	Green Forest, Ark.
Snively, John	1982, 83	Pawhuska, Okla.
Southerland, Billy	1940	Pendleton, Texas
Spears, Roger	1972, 73, 74	Tulsa, Okla.
Steele, Harold	1925, 26, 27	
Stephens, Gary	1967, 68, 69	North Little Rock, Ark.
Stewart, Dwight	1993, 94, 95	Memphis, Tenn.
Stolzer, Lawrence	1957, 58	Little Rock, Ark.
Stroud, Steve	1976, 77	Batesville, Ark.
Sugg, Ricky	1964, 65, 66	Berryville, Ark.
Sullinger, J.J.	2002	Columbus, Ohio
Sullivan, Rashard	2003, 04, 05	Ft. Lauderdale, Fla.
Sutton, Leroy	1980, 82, 83, 84	South Bend, Ind.

T		
Talkington, John	1964, 65, 67	Midwest City, Okla.
Tanneberger, Ricky	1968, 69, 70	Little Rock, Ark.
Tatum, Charles	2000, 01, 02, 04	Midland, Texas
Terry, Charles	1975, 76	Emporia, Kan.
Terry, Martin	1972, 73	Emporia, Kan.
Thomas, Charles	2005, 06, 07, 08	Jackson, Miss.
Thompson, Ali	1996, 97, 98	Jonesboro, Ark.
Thompson, Harry	1957, 58, 59	Mount Pleasant, Ark.
Thurman, Scotty	1993, 94, 95	Ruston, La.
Tolson, Dean	1972, 73, 74	Kansas City, Mo.
Townes, Darian	2005, 06, 07, 08	Alexandria, Va.
Towns, Marlon	1996	Memphis, Tenn.
Trapp, Charles	1930	Little Rock, Ark.
Trumbo, Donald	1956	Fayetteville, Ark.
Trumbo, Trey	1976, 77	Fayetteville, Ark.
Tuck, Henry	1937	

V		
Vint, Bobby	1968, 70, 71	North Little Rock, Ark.
Vogel, Warren	1963, 64	Marion, Kan.

W		
Walker, Chris	1997, 98, 99, 2000	Pine Bluff, Ark.
Walker, Darrell	1981, 82, 83	Chicago, Ill.
Walker, J.W.	1952	Russellville, Ark.
Wallace, Roosevelt	1991, 92	Cleveland, Ohio
Wallace, Tarik	1997, 98	Richmond, Va.
Waller, P.T. "Duddy"	1951	Emerson, Ark.
Washington, Mike	2007, 08, 09, 10	McGehee, Ark.
Watts, Donnie	1969, 71	Hot Springs, Ark.
Weems, Sonny	2007, 08	West Memphis, Ark.
Welsh, Stef	2007, 08, 09, 10	Newport News, Va.
West, James	1950, 51	Van Buren, Ark.
Wheeler, Paul	1944, 45, 46	
Whitby, Cannon	1987, 88, 89, 90	Obion County, Tenn.
White, Dennis	1972, 73, 74	Independence, Mo.
Whitley, Manuel	1950, 53	Bismarck, Ark.
Whitney, Guy	1996, 97, 98	Bentonville, Ark.
Williams, Alvin	1946, 47, 48	
Williams, Landis	1995, 96, 97, 98	Tulsa, Okla.
Williams, Robert	1949, 50, 51	Billings, Mo.
Williamson, Corliss	1993, 94, 95	Russellville, Ark.
Wilson, Jessie	1942, 43	
Wilson, Jim	1962, 63	Cherry Valley, Ark.
Wilson, Lee	1994, 95, 96, 97	Waco, Texas
Wilson, Keith	1987, 88, 89	Fort Smith, Ark.
Windle, James	1959	Miami, Okla.
Wofford, Larry	1961, 62, 63	Fort Smith, Ark.
Wynne, Clayton	1941, 42, 43	Hulbert, Ark.



Mike Washington

Y		
Young, Mike	1978, 79, 80, 81	Wolflake, Ind.
Young, Ott	1942	

Z		
Zahn, Alan	1977, 78, 79, 80	Albuquerque, N.M.



RECORDS

1,000-POINT SCORERS



RAZORBACKS



1

TODD DAY
2,395 Points

Seasons	G	FGM-FGA	Pct.	3FGM-3FGA	Pct.	FTM-FTA	Pct.	Reb.	Avg.	Pts.	Avg.
1988-89	32	148-328	.451	31-90	.344	98-137	.715	129	4.0	425	13.3
1989-90	35	237-483	.491	71-176	.403	139-183	.760	188	5.4	684	19.5
1990-91	38	277-586	.473	67-189	.354	165-221	.747	201	5.3	786	20.7
1989-92	22	173-347	.499	57-133	.429	97-127	.764	155	7.0	500	22.7
Totals	127	835-1744	.479	226-588	.384	499-668	.747	673	5.3	2395	18.9

COACHES



2

SIDNEY MONCRIEF
2,066 Points

Seasons	G	FGM-FGA	Pct.	3FGM-3FGA	Pct.	FTM-FTA	Pct.	Reb.	Avg.	Pts.	Avg.
1975-76	28	149-224	.665	—	—	56-77	.727	213	7.6	354	12.6
1976-77	28	157-242	.649	—	—	117-171	.684	235	8.4	431	15.4
1977-78	36	209-354	.590	—	—	203-256	.793	278	7.7	621	17.3
1976-79	30	224-400	.560	—	—	212-248	.855	289	9.6	660	22.0
Totals	122	739-1220	.616	—	—	588-752	.765	1015	8.3	2066	16.9

PLAYERS



3

LEE MAYBERRY
1,940 Points

Seasons	G	FGM-FGA	Pct.	3FGM-3FGA	Pct.	FTM-FTA	Pct.	Reb.	Avg.	Pts.	Avg.
1988-89	32	157-314	.500	33-74	.446	67-91	.736	102	3.2	414	12.9
1989-90	35	193-381	.507	65-129	.504	57-72	.792	100	2.6	508	14.5
1990-91	38	192-397	.484	57-149	.383	59-93	.634	129	3.4	500	13.2
1989-92	34	181-368	.492	63-162	.389	93-125	.744	78	2.3	518	15.2
Totals	139	723-1460	.495	218-514	.424	276-381	.724	409	2.9	1940	14.0

09-10 SEASON



4

SCOTT HASTINGS
1,779 Points

Seasons	G	FGM-FGA	Pct.	3FGM-3FGA	Pct.	FTM-FTA	Pct.	Reb.	Avg.	Pts.	Avg.
1978-79	30	97-191	.508	—	—	54-74	.730	138	4.6	248	8.3
1979-80	29	172-322	.534	—	—	125-160	.781	194	6.7	469	16.2
1980-81	32	192-341	.563	—	—	139-189	.735	173	5.4	523	16.3
1981-82	29	204-369	.553	—	—	131-177	.740	194	6.7	539	18.6
Totals	120	665-1223	.544	—	—	449-600	.748	699	5.8	1779	14.8

HISTORY



5

PAT BRADLEY
1,765 Points

Seasons	G	FGM-FGA	Pct.	3FGM-3FGA	Pct.	FTM-FTA	Pct.	Reb.	Avg.	Pts.	Avg.
1995-96	33	107-256	.418	82-198	.414	39-51	.765	67	2.0	335	10.2
1996-97	32	150-339	.442	98-230	.426	63-69	.913	72	2.3	461	14.4
1997-98	33	161-421	.382	98-242	.384	74-82	.902	88	2.7	489	14.8
1998-99	34	158-396	.399	93-245	.380	71-86	.826	86	2.5	480	14.1
Totals	132	576-1412	.408	366-915	.400	247-288	.858	313	2.4	1765	13.4

RECORDS



6

JOE KLEINE
1,753 Points

Seasons	G	FGM-FGA	Pct.	3FGM-3FGA	Pct.	FTM-FTA	Pct.	Reb.	Avg.	Pts.	Avg.
1982-83	30	165-307	.538	—	—	69-109	.633	219	7.3	399	13.3
1983-84	32	209-351	.595	—	—	163-211	.773	293	9.2	581	18.2
1984-85	35	294-484	.607	—	—	185-257	.720	294	8.4	773	22.1
1983-85	97	668-1142	.585	—	—	417-577	.723	806	8.3	1753	18.1

MEDIA



7

MARVIN DELPH
1,742 Points

Seasons	G	FGM-FGA	Pct.	3FGM-3FGA	Pct.	FTM-FTA	Pct.	Reb.	Avg.	Pts.	Avg.
1974-75	26	68-135	.504	—	—	26-32	.813	66	2.5	162	6.2
1975-76	27	196-393	.499	—	—	48-58	.828	190	7.0	440	16.3
1976-77	28	245-460	.533	—	—	62-84	.738	154	5.5	552	19.7
1975-78	35	253-452	.560	—	—	82-94	.872	199	5.7	588	16.8
Totals	116	762-1440	.529	—	—	218-268	.813	609	5.3	1742	15.0

UNIVERSITY



8

CORLISS WILLIAMSON
1,728 Points

Seasons	G	FGM-FGA	Pct.	3FGM-3FGA	Pct.	FTM-FTA	Pct.	Reb.	Avg.	Pts.	Avg.
1992-93	18	101-176	.574	0-0	.000	61-98	.622	92	5.1	263	14.6
1993-94	34	273-436	.626	0-0	.000	149-213	.700	262	7.7	695	20.4
1994-95	39	283-515	.550	1-6	.167	203-304	.668	293	7.5	770	19.7
1993-95	91	657-1127	.583	1-6	.167	413-615	.672	647	7.1	1728	19.0



9

OLIVER MILLER
1,674 Points

Seasons	G	FGM-FGA	Pct.	3FGM-3FGA	Pct.	FTM-FTA	Pct.	Reb.	Avg.	Pts.	Avg.
1988-89	30	88-161	.547	4-12	.333	50-78	.641	112	3.7	230	7.7
1989-90	35	152-238	.639	0-4	.000	86-132	.652	219	6.3	390	11.1
1990-91	38	254-361	.704	1-3	.333	87-135	.644	294	7.7	596	15.7
1989-92	34	186-309	.602	0-11	.000	86-133	.647	261	7.7	458	13.5
Totals	137	680-1069	.636	5-30	.167	309-478	.645	886	6.5	1674	12.2



1,000-POINT SCORERS



10

SCOTTY THURMAN
1,650 Points
1993-95

Seasons	G	FGM-FGA	Pct.	3FGM-3FGA	Pct.	FTM-FTA	Pct.	Reb.	Avg.	Pts.	Avg.
1992-93	31	204-439	.465	80-181	.442	52-65	.800	136	4.4	540	17.4
1993-94	34	201-429	.469	85-198	.429	52-71	.732	153	4.5	539	15.9
1994-95	37	206-450	.458	102-239	.427	57-73	.781	145	3.9	571	15.4
Totals	102	611-1318	.464	267-618	.432	161-209	.770	434	4.3	1650	16.2



11

GEORGE KOK
1,644 Points
1945-48

Seasons	G	FGM-FGA	Pct.	3FGM-3FGA	Pct.	FTM-FTA	Pct.	Reb.	Avg.	Pts.	Avg.
1944-45	24	192	NA	—	—	65-95	.684	na	na	449	18.7
1945-46	23	154	NA	—	—	80-107	.748	na	na	388	16.8
1946-47	24	136	NA	—	—	66-97	.680	na	na	338	14.1
1947-48	23	191	NA	—	—	87-128	.680	na	na	469	20.4
Totals	94	673	NA	—	—	298-427	.698	na	na	1644	17.5



12

JONATHON MODICA
1,589 Points
2003-06

Seasons	G/GS	FGM-FGA	Pct.	3FGM-3FGA	Pct.	FTM-FTA	Pct.	Reb.	Avg.	Pts.	Avg.
2002-03	28/19	117-252	.464	31-86	.360	58-88	.659	125	4.5	323	11.5
2003-04	28/23	157-340	.462	37-114	.325	111-142	.782	125	4.5	462	16.5
2004-05	30/12	103-198	.520	30-70	.429	53-91	.582	85	2.8	289	9.6
2005-06	32/32	178-376	.473	55-157	.350	104-142	.732	128	4.0	515	16.1
Totals	118/86	555-1166	.476	153-427	.358	326-463	.704	463	3.9	1589	13.5



13

RON HUERY
1,550 Points
1987-91

Seasons	G	FGM-FGA	Pct.	3FGM-3FGA	Pct.	FTM-FTA	Pct.	Reb.	Avg.	Pts.	Avg.
1986-87	33	129-291	.443	22-61	.361	106-137	.774	117	3.5	386	11.7
1987-88	30	147-324	.454	27-69	.391	82-113	.726	121	4.0	403	13.4
1989-90	33	119-257	.463	17-52	.327	74-94	.787	98	3.0	329	10.0
1990-91	38	139-284	.489	28-73	.384	126-150	.840	124	3.3	432	11.4
Totals	134	534-1156	.462	94-255	.369	388-494	.785	460	3.4	1550	11.6



14

KAREEM REID
1,475 Points
1996-99

Seasons	G	FGM-FGA	Pct.	3FGM-3FGA	Pct.	FTM-FTA	Pct.	Reb.	Avg.	Ast.	Pts.	Avg.
1995-96	33	141-357	.395	28-108	.259	116-169	.686	101	3.1	219	426	12.9
1996-97	32	112-271	.413	17-73	.233	74-106	.698	86	2.7	182	315	9.8
1997-98	32	127-295	.431	39-113	.345	88-119	.738	68	2.1	166	381	11.9
1998-99	34	117-293	.399	36-112	.321	83-108	.769	86	2.5	181	353	10.4
Totals	131	497-1216	.409	120-406	.296	361-502	.719	427	2.6	748	1475	11.3



15

RON BREWER
1,440 Points
1976-78


Seasons	G	FGM-FGA	Pct.	3FGM-3FGA	Pct.	FTM-FTA	Pct.	Reb.	Avg.	Pts.	Avg.
1975-76	28	130-226	.575	—	—	74-99	.748	105	3.8	334	11.9
1976-77	27	199-326	.610	—	—	61-97	.629	85	3.1	459	17.0
1977-78	36	258-486	.531	—	—	131-157	.834	112	3.1	647	18.0
Totals	91	587-1038	.566	—	—	266-353	.754	302	3.3	1440	15.8



16

RONNIE BREWER
1,416 Points
2004-06

Seasons	G	FGM-FGA	Pct.	3FGM-3FGA	Pct.	FTM-FTA	Pct.	Reb.	Avg.	Ast.	Stl.	Pts.	Avg.
2003-04	28/28	125-260	.481	17-64	.266	74-129	.574	153	5.5	94	57	341	12.2
2004-05	30/29	171-360	.475	36-91	.396	108-165	.655	145	4.8	101	76	486	16.2
2005-06	32/31	197-447	.441	51-151	.338	144-192	.750	154	4.8	104	83	589	18.4
Totals	90/88	493-1067	.462	104-306	.340	326-486	.671	452	5.0	299	216	1416	15.7



17

MARTIN TERRY
1,368 Points
1972-73

Seasons	G	FGM-FGA	Pct.	3FGM-3FGA	Pct.	FTM-FTA	Pct.	Reb.	Avg.	Pts.	Avg.
1971-72	26	213-454	.464	—	—	207-261	.793	141	5.4	633	24.3
1972-73	26	264-508	.520	—	—	207-242	.855	95	3.7	735	28.3
Totals	52	477-962	.496	—	—	414-503	.823	236	4.5	1368	26.3



18

DARRELL WALKER
1,325 Points
1981-83

Seasons	G	FGM-FGA	Pct.	3FGM-3FGA	Pct.	FTM-FTA	Pct.	Reb.	Avg.	Pts.	Avg.
1980-81	31	137-269	.509	—	—	75-125	.600	139	4.5	349	11.3
1981-82	29	162-316	.513	—	—	106-161	.658	152	5.2	430	14.8
1982-83	30	197-374	.527	—	—	152-238	.639	172	5.7	546	18.2
Totals	90	496-959	.517	—	—	333-524	.635	463	5.1	1325	14.7

RAZORBACKS

COACHES

PLAYERS

09-10 SEASON

HISTORY

RECORDS

MEDIA

UNIVERSITY

1,000-POINT SCORERS



RAZORBACKS



19 **DARIAN TOWNES**
1,318 Points
2005-08

Seasons	G/GS	FGM-FGA	Pct.	3FGM-3FGA	Pct.	FTM-FTA	Pct.	Reb.	Avg.	Blks	Pts.	Avg.
2004-05	30/14	122-235	.519	1-1	1.000	60-86	.698	137	4.6	48	305	10.2
2005-06	32/12	126-252	.500	0-0	.000	52-83	.627	164	5.1	52	304	9.5
2006-07	35/5	118-220	.536	1-1	1.000	47-84	.560	150	4.3	56	284	8.1
2007-08	35/8	168-279	.602	0-0	.000	89-142	.627	193	5.5	38	425	12.1
TOTAL	132/39	534-986	.542	2-2	1.000	248-395	.628	644	4.9	194	1318	10.0

COACHES



20 **DEAN TOLSON**
1,316 Points
1972-74

Seasons	G	FGM-FGA	Pct.	3FGM-3FGA	Pct.	FTM-FTA	Pct.	Reb.	Avg.	Pts.	Avg.
1971-72	26	164-340	.482	—	—	76-155	.490	257	9.9	404	15.5
1972-73	25	183-356	.514	—	—	74-142	.521	310	12.4	440	17.6
1973-74	21	204-373	.547	—	—	64-115	.557	278	13.2	472	22.5
Totals	72	551-1069	.515	—	—	214-412	.585	845	11.7	1316	17.0

PLAYERS



21 **U.S. REED**
1,260 Points
1978-81

Seasons	G	FGM-FGA	Pct.	3FGM-3FGA	Pct.	FTM-FTA	Pct.	Reb.	Avg.	Pts.	Avg.
1977-78	31	27-48	.563	—	—	31-45	.689	37	1.2	85	2.7
1978-79	30	128-238	.538	—	—	97-141	.688	95	3.2	353	11.8
1979-80	29	166-298	.557	—	—	74-93	.796	108	3.7	406	14.0
1980-81	32	155-302	.513	—	—	106-140	.757	131	4.1	416	13.0
Totals	122	427-886	.482	—	—	308-419	.735	371	3.0	1260	10.3

09-10 SEASON



22 **DEREK HOOD**
1,247 Points
1996-99

Seasons	G	FGM-FGA	Pct.	3FGM-3FGA	Pct.	FTM-FTA	Pct.	Reb.	Avg.	Pts.	Avg.
1995-96	33	105-222	.473	0-0	.000	36-82	.439	200	6.1	246	7.5
1996-97	32	130-269	.483	0-1	.000	50-79	.633	257	8.0	310	9.7
1997-98	32	119-237	.502	0-0	.000	32-60	.533	196	6.1	270	8.4
1998-99	34	173-306	.565	0-2	.000	75-110	.682	349	10.3	421	12.4
Totals	131	527-1034	.510	0-3	.000	193-331	.583	1002	7.6	1247	9.5

HISTORY



23 **MARIO CREDIT**
1,162 Points
1987-90

Seasons	G	FGM-FGA	Pct.	3FGM-3FGA	Pct.	FTM-FTA	Pct.	Reb.	Avg.	Pts.	Avg.
1986-87	32	77-126	.611	0-0	.000	39-60	.650	92	2.9	193	6.0
1987-88	30	107-183	.585	0-0	.000	79-118	.669	141	4.7	293	9.8
1988-89	32	149-246	.606	0-0	.000	68-117	.581	146	4.6	366	11.4
1989-90	33	106-185	.573	0-0	.000	98-126	.778	129	3.9	310	9.4
Totals	127	439-740	.593	0-0	.000	284-421	.675	508	4.0	1162	9.1

RECORDS



25 **BRANDON DEAN**
1,130 Points
1999-02

Seasons	G	FGM-FGA	Pct.	3FGM-3FGA	Pct.	FTM-FTA	Pct.	Reb.	Avg.	Pts.	Avg.
1998-99	33	92-202	.455	30-82	.366	17-33	.515	75	2.3	231	7.0
1999-00	34	112-254	.441	33-109	.303	33-53	.623	69	2.0	290	8.5
2000-01	31	91-211	.431	38-105	.362	34-55	.618	67	2.2	254	8.2
2001-02	29	132-273	.484	48-135	.356	43-59	.729	83	3.0	355	12.2
Totals	127	427-940	.454	149-431	.346	127-200	.635	294	2.3	1130	8.3

MEDIA



26 **ALVIN ROBERTSON**
1,097 Points
1982-84

Seasons	G	FGM-FGA	Pct.	3FGM-3FGA	Pct.	FTM-FTA	Pct.	Reb.	Avg.	Pts.	Avg.
1981-82	28	84-159	.528	—	—	35-58	.603	62	2.2	203	7.3
1982-83	28	161-294	.548	—	—	76-115	.661	137	4.9	398	14.2
1983-84	32	187-375	.499	—	—	122-182	.670	175	5.5	496	15.5
Totals	88	432-828	.522	—	—	233-355	.656	374	4.3	1097	12.4

UNIVERSITY



27 **JAMES ELDRIDGE**
1,090 Points
1968-70

Seasons	G	FGM-FGA	Pct.	3FGM-3FGA	Pct.	FTM-FTA	Pct.	Reb.	Avg.	Pts.	Avg.
1967-68	24	155-305	.508	—	—	88-128	.688	173	7.2	398	16.6
1968-69	24	141-308	.458	—	—	46-73	.630	170	7.1	328	13.7
1969-70	24	149-339	.440	—	—	58-81	.716	174	7.3	364	15.2
Totals	72	445-952	.467	—	—	192-282	.681	517	7.2	1090	15.1



28 TOMMY BOYER
1,067 Points
1961-63

Seasons	G	FGM-FGA	Pct.	3FGM-3FGA	Pct.	FTM-FTA	Pct.	Reb.	Avg.	Pts.	Avg.
1960-61	23	99-229	.432	—	—	43-58	.741	105	4.6	241	10.5
1961-62	23	131-308	.425	—	—	125-134	.933	111	4.8	387	16.8
1962-63	24	146-326	.448	—	—	147-161	.913	76	3.2	439	18.3
Totals	70	376-863	.436	—	—	315-353	.892	292	4.2	1067	15.2



29 MIKE WASHINGTON
1,065 Points
2007-10

Seasons	G/GS	FGM-FGA	Pct.	3FGM-3FGA	Pct.	FTM-FTA	Pct.	Reb.	Avg.	Ast.	Pts.	Avg.
2006-07	25/1	36-79	.456	4-14	.286	14-23	.609	42	1.6	6	90	3.5
2007-08	35/9	52-126	.413	7-27	.259	38-61	.623	138	3.9	18	149	4.3
2008-09	30/30	178-323	.551	5-30	.167	103-171	.602	294	9.8	27	464	15.5
2009-10	29/27	126-254	.496	6-26	.231	104-160	.650	177	6.1	22	362	12.5
Totals	120/67	392-782	.501	22-97	.227	259-415	.624	651	5.4	73	1065	8.9



30 ERIC FERGUSON
1,047 Points
2003-06

Seasons	G/GS	FGM-FGA	Pct.	3FGM-3FGA	Pct.	FTM-FTA	Pct.	Reb.	Avg.	Ast.	Pts.	Avg.
2002-03	28/26	104-296	.351	46-150	.307	51-85	.600	86	3.1	91	305	10.9
2003-04	28/20	75-202	.371	29-85	.341	48-56	.857	73	2.6	78	227	8.1
2004-05	30/17	98-245	.400	44-119	.370	23-38	.605	80	2.7	128	263	8.8
2005-06	31/9	92-228	.404	41-126	.325	27-45	.600	74	2.4	82	252	8.1
Totals	117/72	369-971	.380	160-480	.333	149-224	.665	313	2.7	379	1047	8.9



31 JERRY CARLTON
1,042 Points
1960-62

Seasons	G	FGM-FGA	Pct.	3FGM-3FGA	Pct.	FTM-FTA	Pct.	Reb.	Avg.	Pts.	Avg.
1959-60	24	100-231	.433	—	—	59-80	.738	105	4.4	259	10.8
1960-61	23	122-281	.434	—	—	101-117	.863	96	4.2	345	15.0
1961-62	24	149-355	.419	—	—	140-159	.880	119	5.0	438	18.2
Totals	71	371-867	.428	—	—	300-356	.843	320	4.5	1042	14.7



32 CLINT McDANIELL
1,007 Points
1992-95


Seasons	G	FGM-FGA	Pct.	3FGM-3FGA	Pct.	FTM-FTA	Pct.	Reb.	Avg.	Pts.	Avg.
1991-92	27	33-97	.340	11-35	.314	29-39	.744	29	1.1	106	3.9
1992-93	30	76-177	.429	21-73	.288	52-77	.675	58	1.9	225	7.5
1993-94	31	81-199	.407	38-108	.352	52-69	.754	87	2.8	252	8.1
1994-95	37	139-302	.460	55-139	.396	91-119	.765	113	3.1	424	11.5
Totals	125	329-775	.425	125-355	.352	224-304	.737	287	2.3	1007	8.1



33 ROBERT MCKENZIE
1,006 Points
1968-70

Seasons	G	FGM-FGA	Pct.	3FGM-3FGA	Pct.	FTM-FTA	Pct.	Reb.	Avg.	Pts.	Avg.
1967-68	24	125-283	.442	—	—	109-132	.826	150	6.3	359	15.0
1968-69	21	108-242	.446	—	—	68-84	.810	104	5.0	284	13.5
1969-70	24	135-305	.443	—	—	95-145	.655	182	7.6	365	15.2
Totals	69	367-830	.442	—	—	272-361	.753	436	6.3	1006	14.6

All-American Corliss Williamson, who helped Arkansas win the 1994 national championship and return to the NCAA title game in 1995, is eighth on the school's career list in scoring (1,728 points), eighth in field goals made (657), fifth in field goal percentage (.583), sixth in free throws made (413), 10th in rebounding (647) and 10th in blocked shots (94).



SCORING RECORDS



RAZORBACKS

COACHES

PLAYERS

09-10 SEASON

HISTORY

RECORDS

MEDIA

UNIVERSITY

SCORING

Game

1.	51	Rotnei Clarke vs. Alcorn St., 2010
2.	47	Martin Terry vs. SMU, 1973
3.	46	Martin Terry vs. Texas A&M, 1972
4.	45	Dean Tolson vs. Texas A&M, 1974
5.	43	Todd Day vs. LSU, 1992
	43	Martin Terry vs. Memphis, 1973

Season

1.	786	Todd Day, 1991
2.	773	Joe Kleine, 1985
3.	770	Corliss Williamson, 1995
4.	735	Martin Terry, 1973
5.	695	Corliss Williamson, 1994
6.	684	Todd Day, 1990
7.	660	Sidney Moncrief, 1979
8.	647	Ron Brewer, 1978
9.	633	Martin Terry, 1972
10.	621	Sidney Moncrief, 1978

Career

1.	2,395	Todd Day, 1989-92
2.	2,066	Sidney Moncrief, 1976-79
3.	1,940	Lee Mayberry, 1989-92
4.	1,779	Scott Hastings, 1979-82
5.	1,765	Pat Bradley, 1996-99
6.	1,753	Joe Kleine, 1983-85
7.	1,742	Marvin Delph, 1975-78
8.	1,728	Corliss Williamson, 1993-95
9.	1,674	Oliver Miller, 1989-92
10.	1,650	Scotty Thurman, 1993-95

SEASON SCORING LEADERS

Year	Player	G	Pts.	Avg.
2009-10	Courtney Fortson	18	323	17.9
2008-09	Michael Washington	30	464	15.5
2007-08	Sonny Weems	34	509	15.0
2006-07	Patrick Beverley	35	485	13.9
2005-06	Ronnie Brewer	32	589	18.4
2004-05	Ronnie Brewer	30	486	16.2
2003-04	Jonathon Modica	28	462	16.5
2002-03	Jonathon Modica	28	323	11.5
2001-02	Jannero Pargo	29	482	16.6
2000-01	Joe Johnson	30	427	14.2
1999-00	Joe Johnson	23	368	16.0
1998-99	Pat Bradley	34	480	14.1
1997-98	Pat Bradley	33	489	14.8
1996-97	Pat Bradley	32	461	14.4
1995-96	Kareem Reid	33	426	12.9
1994-95	Corliss Williamson	39	770	19.7
1993-94	Corliss Williamson	34	695	20.4
1992-93	Scotty Thurman	31	540	17.4
1991-92	Lee Mayberry	34	500	15.2
1990-91	Todd Day	38	786	20.7
1989-90	Todd Day	35	684	19.5
1988-89	Lenzie Howell	32	466	14.6
1987-88	Ron Huery	30	403	13.4
1986-87	Tim Scott	33	393	11.9
1985-86	Mike Ratliff	28	368	13.1
1984-85	Joe Kleine	35	773	22.1
1983-84	Joe Kleine	32	581	18.2
1982-83	Darrell Walker	30	546	18.2
1981-82	Scott Hastings	29	539	18.6
1980-81	Scott Hastings	32	523	16.3
1979-80	Scott Hastings	29	469	16.2
1978-79	Sidney Moncrief	30	660	22.0

SEC Game

1.	43	Todd Day vs. LSU, 1992
2.	39	Todd Day vs. Alabama, 1992
3.	37	Jonathon Modica vs. South Carolina, 2/4/06
4.	35	Courtney Fortson vs. Miss. St., 1/28/10
	35	Jannero Pargo at Miss. St., 2/27/02
	35	Jannero Pargo vs. Florida, 1/26/02
	35	Lee Mayberry vs. LSU, 1992
	35	Todd Day vs. Auburn, 1992

SEC Season

1.	368	Todd Day, 1992
2.	348	Corliss Williamson, 1995
3.	333	Corliss Williamson, 1994
4.	301	Ronnie Brewer, 2006
5.	288	Courtney Fortson, 2010
5.	276	Sonny Weems, 2008
6.	275	Scotty Thurman, 1994

SEC Career

1.	866	Corliss Williamson, 1993-95
2.	855	Jonathon Modica, 2003-06
3.	834	Pat Bradley, 1996-99
4.	819	Scotty Thurman, 1993-95
5.	753	Ronnie Brewer, 2004-06

SEASON SCORING AVERAGE

Season

1.	28.3	Martin Terry, 1973 (735 Pts., 26 games)
2.	24.3	Martin Terry, 1972 (633 Pts., 26 games)
3.	22.5	Dean Tolson, 1974 (472 Pts., 26 games)

4.	22.1	Joe Kleine, 1985 (773 Pts., 35 games)
5.	22.0	Sidney Moncrief, 1979 (660 Pts., 30 games)

Career

1.	26.3	Martin Terry, 1972-73 (1,368 Pts., 52 games)
2.	19.7	Corliss Williamson, 1993-95 (1,728 Pts., 91 games)
3.	18.9	Todd Day, 1989-92 (2,395 Pts., 127 games)
4.	18.3	Dean Tolson, 1972-74 (1,316 Pts., 72 games)
5.	18.1	Joe Kleine, 1983-85 (1,753 Pts., 97 games)

SEC Season


1.	23.0	Todd Day, 1992
2.	21.8	Corliss Williamson, 1995
3.	20.8	Corliss Williamson, 1994
4.	18.8	Ronnie Brewer, 2006
5.	18.0	Courtney Fortson, 2010

SEC Career


1.	23.0	Todd Day, 1992
2.	19.7	Corliss Williamson, 1993-95
3.	17.1	Scotty Thurman, 1993-95
4.	16.5	Courtney Fortson, 2009-2010
5.	16.3	Lee Mayberry, 1992
6.	15.7	Ronnie Brewer, 2004-06
7.	15.3	Jannero Pargo, 2001-02
8.	14.5	Joe Johnson, 2000-01
9.	14.1	Sonny Weems, 2007-08
10.	13.4	Jonathon Modica, 2003-06

Career Scoring Leaders

Todd Day
2,395, 1989-92



Sidney Moncrief
2,066, 1976-79



Lee Mayberry
1,940, 1989-92





ALL-TIME INDIVIDUAL 30-POINT EFFORTS

Most Recent: 1/28/10 (Courtney Fortson 35 vs. Miss. St.)
Most in Same Season: 10 by Martin Terry, 1973
Most in Career: 18 by Martin Terry, 1972-73
Last with Five or More in Same Season: Jannero Pargo, 2002 (five)
Most Recent Consecutive 30-Point Games: Jannero Pargo, 35 vs. Florida (1/26/02); 33 at Alabama (1/30/02)
Last Game with Multiple Players Scoring 30 Points: 2/8/89 vs. Texas (Keith Wilson, 31 points, Mario Credit, 30 points, W 105-82)

Player	Points	Opponent	Year
Rotnei Clarke	51	Alcorn St.	11/13/09
Martin Terry	47	SMU	2/24/73
Martin Terry	46	Texas A&M	1/22/72
Dean Tolson	45	Texas A&M	3/2/74
Todd Day	43	LSU	1/11/92
Martin Terry	43	Memphis	12/23/72
Joe Kleine	41	Iowa St.	12/27/84
Dean Tolson	41	Indiana St.	1/5/74
Ricky Sugg	41	Centenary	12/13/65
Martin Terry	40	Southern Illinois	12/11/71
Al Dillard	39	Delaware St.	12/11/93
Todd Day	39	Alabama	3/14/92
Sidney Moncrief	39	Southern Mississippi	12/23/78
Vernon Murphy	39	Missouri-St. Louis	12/21/70
Jonathon Modica	37	South Carolina	2/4/06
Joe Kleine	37	TCU	2/9/85
Alvin Robertson	37	North Texas	12/17/83
Martin Terry	37	Southern Illinois	12/30/72
Joe Kleine	36	Texas Tech	3/10/85
Martin Terry	36	Missouri-St. Louis	1/6/73
Vernon Murphy	36	Baylor	3/2/71
Johnny Adams	36	TCU	2/21/41
Courtney Fortson	35	Mississippi St.	1/28/10
Jannero Pargo	35	Mississippi St.	2/27/02
Jannero Pargo	35	Florida	1/26/02
Lee Mayberry	35	LSU	3/3/92
Todd Day	35	Auburn	1/4/92
Darrell Walker	35	Alabama St.	12/15/82
Martin Terry	35	Texas A&M	1/13/73
Martin Terry	35	TCU	2/20/73
Martin Terry	35	Tulane	12/9/72
Tommy Rowland	35	Centenary	12/12/66
Tommy Boyer	35	LSU	12/19/62
Michael Washington	34	North Texas	1/3/09
Scotty Thurman	34	Ole Miss	1/6/93
Scotty Thurman	34	Missouri	12/19/92
Todd Day	34	Texas	1/25/90
Mario Credit	34	Loyola-Marymount	3/16/89
Tim Scott	34	Kansas	12/6/86
Martin Terry	34	TCU	1/27/73
Martin Terry	34	Texas	2/22/72
Dean Tolson	34	Baylor	2/29/72
Jonathon Modica	33	Mississippi St.	2/14/04
Jannero Pargo	33	Alabama	1/30/02
Pat Bradley	33	South Carolina	2/18/98
Todd Day	33	Ala.-Birmingham	1/30/91
Joe Kleine	33	Texas-San Antonio	12/18/84
Sidney Moncrief	33	Rice	2/3/79
Dean Tolson	33	Texas	1972
Martin Terry	33	Rice	3/4/72
Martin Terry	33	Baylor	2/29/72
Vernon Murphy	33	Oklahoma	1/5/71
Robert McKenzie	33	Oklahoma City	1/25/68
Tommy Boyer	33	TCU	1962
George Kok	33	Rice	2/28/48
Rotnei Clarke	32	East Tennessee St.	11/27/09
Jannero Pargo	32	Tennessee-Chattanooga	12/20/01
Pat Bradley	32	Western Carolina	12/7/98
Pat Bradley	32	North Texas	12/30/98
Scotty Thurman	32	Auburn	1/15/94
Lenzie Howell	32	Texas A&M	2/21/90
Joe Kleine	32	Texas	1/12/85
Joe Kleine	32	Texas Tech	1/16/85

Player	Points	Opponent	Year
Joe Kleine	32	Alabama St.	12/21/83
Joe Kleine	32	North Texas	12/17/83
Ted Thompson	32	Western Kentucky	12/3/73
Dean Tolson	32	TCU	2/12/72
Martin Terry	32	Texas A&M	2/15/72
Jerry Carlton	32	Rice	1962
George Kok	32	Sedalia AAB	1946
George Kok	32	Rice	1946
George Kok	32	Texas A&M	1945
Sonny Weems	31	Indiana	3/21/08
Todd Day	31	Jackson St.	12/21/91
Todd Day	31	Alabama	3/21/91
Lee Mayberry	31	U.S. International	12/9/89
Lenzie Howell	31	Texas A&M	3/11/89
Keith Wilson	31	Texas	2/8/89
Joe Kleine	31	Ohio St.	12/1/84
Martin Terry	31	Texas	2/13/73
Martin Terry	31	Rice	3/4/72
Tommy Rowland	31	Michigan	12/30/66
Tommy Boyer	31	Baylor	1963
Tommy Boyer	31	TCU	1963
Pete Butler	31	Texas	1955
George Kok	31	Pepperdine	1948
Johnny Adams	31	Warrensburg (Mo.)	1940
Michael Washington	30	Southeastern La.	11/14/08
Jannero Pargo	30	Memphis	1/2/02
Joe Johnson	30	Mississippi St.	1/22/00
Pat Bradley	30	Missouri	12/7/96
Corliss Williamson	30	Georgia	3/11/94
Todd Day	30	Florida St.	1/21/91
Todd Day	30	Houston	2/7/91
Mario Credit	30	Texas	2/8/89
Sidney Moncrief	30	Oklahoma	12/2/78
Steve Schall	30	North Texas	1/4/79
Marvin Delph	30	Texas	2/1/78
Marvin Delph	30	SMU	2/2/77
Rickey Medlock	30	SMU	2/16/74
Martin Terry	30	Missouri Western	12/4/72
Martin Terry	30	Rice	2/5/72
Dean Tolson	30	Rice	3/4/72
Donnie Watts	30	Rice	1971
Almer Lee	30	Texas A&M	1971
Tommy Boyer	30	Texas Tech	2/19/63
Manuel Whitley	30	Texas A&M	1956



Rotnei Clarke set the school single-game scoring record and the Arkansas and SEC record for three-point baskets in a game in the 2009-10 season opener against Alcorn St. with 51 points and 13 threes.

RAZORBACKS

COACHES

PLAYERS

09-10 SEASON

HISTORY

RECORDS

MEDIA

UNIVERSITY

FIELD GOAL RECORDS



RAZORBACKS

FIELD GOALS MADE

Game	Goals	Player	Year
1.	20	Dean Tolson	vs. Texas A&M, 1974
2.	17	Martin Terry	vs. So. Illinois, 1972
3.	16	Todd Day	vs. LSU, 1992
	16	Dean Tolson	vs. Indiana St., 1974
	16	Martin Terry	vs. SMU, 1973
	16	Vernon Murphy	vs. Missouri-St. Louis, 1971

Season

1.	294	Joe Kleine	1985
2.	283	Corliss Williamson	1995
3.	277	Todd Day	1991
4.	273	Corliss Williamson	1994
5.	264	Martin Terry	1973
6.	258	Ron Brewer	1978
7.	254	Oliver Miller	1991
8.	253	Marvin Delph	1978
9.	245	Marvin Delph	1977
10.	237	Todd Day	1990
11.	224	Sidney Moncrief	1979
12.	213	Martin Terry	1972
13.	209	Joe Kleine	1984
	209	Sidney Moncrief	1978
15.	206	Scotty Thurman	1995
16.	204	Scotty Thurman	1993
	204	Scott Hastings	1982
	204	Dean Tolson	1974
19.	201	Scotty Thurman	1994
20.	199	Ron Brewer	1977

Career

1.	835	Todd Day	1989-92
2.	762	Marvin Delph	1975-78
3.	739	Sidney Moncrief	1976-79
4.	723	Lee Mayberry	1989-92
5.	680	Oliver Miller	1989-92
6.	668	Joe Kleine	1983-85
7.	665	Scott Hastings	1979-82
8.	657	Corliss Williamson	1993-95
9.	611	Scotty Thurman	1993-95
10.	587	Ron Brewer	1975-78
11.	576	Pat Bradley	1996-99
12.	555	Jonathon Modica	2003-06
13.	551	Dean Tolson	1972-74
14.	534	Ron Huery	1987-88, 90-91
	534	Darian Townes	2005-08
15.	527	Derek Hood	1996-99

SEC Game

1.	16	Todd Day	vs. LSU, 1992
2.	14	Todd Day	vs. Alabama, 1992
3.	12	Seven times	(last by Jonathon Modica vs. Miss. St., 2/14/04)

SEC Season

1.	129	Corliss Williamson	1994
2.	128	Todd Day	1992
3.	119	Corliss Williamson	1995
4.	103	Scotty Thurman	1994
5.	102	Scotty Thurman	1993
	102	Sonny Weems	2008

SEC Career

1.	318	Corliss Williamson	1993-95
2.	300	Scotty Thurman	1993-95
3.	295	Jonathon Modica	2003-06
4.	269	Pat Bradley	1996-99
5.	262	Darian Townes	2005-08
6.	251	Derek Hood	1996-99

COACHES

PLAYERS

09-10 SEASON

HISTORY

RECORDS

MEDIA

UNIVERSITY

FIELD GOALS ATTEMPTED

Game	Goals	Player	Year
1.	30	Dean Tolson	vs. TCU, 1972
2.	29	Martin Terry	vs. SMU, 1973
	29	Terry Day	vs. Oklahoma, 1957
4.	28	Pat Bradley	vs. North Texas, 1999
	28	Ronnie Garner	vs. SMU, 1960
6.	27	Courtney Fortson	at Vanderbilt (3/8/09)
	27	Martin Terry	vs. TCU, 1973

Season

1.	586	Todd Day	1991
2.	515	Corliss Williamson	1995
3.	508	Martin Terry	1973
4.	486	Ron Brewer	1978
5.	484	Joe Kleine	1985
6.	483	Todd Day	1990
7.	460	Marvin Delph	1977
8.	454	Martin Terry	1972
9.	452	Marvin Delph	1978
10.	450	Scotty Thurman	1995

Career

1.	1,744	Todd Day	1989-92
2.	1,460	Lee Mayberry	1989-92
3.	1,440	Marvin Delph	1975-78
4.	1,412	Pat Bradley	1996-99
5.	1,318	Scotty Thurman	1993-95
6.	1,223	Scott Hastings	1979-82
7.	1,220	Sidney Moncrief	1976-79
8.	1,216	Kareem Reid	1996-99
9.	1,166	Jonathon Modica	2003-06
10.	1,156	Ron Huery	1987-88, 90-91
11.	1,142	Joe Kleine	1983-85
12.	1,127	Corliss Williamson	1993-95
13.	1,069	Oliver Miller	1989-92
14.	1,069	Dean Tolson	1972-74
15.	1,067	Ronnie Brewer	2004-06

SEC Game

1.	27	Courtney Fortson	at Vanderbilt (3/8/09)
2.	26	Courtney Fortson	vs. Miss. St., (1/14/10)
	26	Todd Day	vs. LSU, 1992
4.	25	Scotty Thurman	vs. Ole Miss, 1993
5.	23	Scotty Thurman	vs. Alabama, 1995
	23	Todd Day	vs. Vanderbilt, 1992

SEC Season

1.	257	Todd Day	1992
2.	240	Courtney Fortson	2010
3.	229	Sonny Weems	2008
4.	226	Pat Bradley	1998
5.	225	Ronnie Brewer	2006

SEC Career

1.	695	Pat Bradley	1996-99
2.	666	Jonathon Modica	2003-06
3.	645	Scotty Thurman	1993-95
4.	573	Ronnie Brewer	2003-06
5.	545	Kareem Reid	1996-99

FIELD-GOAL PERCENTAGE

Game (Minimum 8 Attempts)

1.	1.000	Lee Wilson	vs. Montevallo (9-9), 1995
	1.000	Isaiah Morris	vs. Miss. St. (8-8), 1992

1.000	Daryll Saulsberry	vs. MacMurray (10-10), 1975
1.000	Steve Schall	vs. Weber St. (9-9), 1979
1.000	Joe Kleine	vs. St. Peter's (8-8), 1984

Season (Minimum 60 Attempts)

1.	*.704	Oliver Miller	(254-361), 1991
2.	.699	Leroy Sutton	(79-113), 1983
3.	.691	Charles Balentine	(47-68), 1983
4.	.687	Sidney Moncrief	(90-131), 1976
5.	.678	Steven Hill	(59-87), 2008
6.	.662	Leroy Sutton	(100-151), 1984

* Led the NCAA

Career (Minimum 700 Attempts)

1.	.636	Oliver Miller	(680-1,069), 1989-92
2.	.606	Sidney Moncrief	(739-1,220), 1976-79
3.	.593	Mario Credit	(439-740), 1987-90
4.	.585	Joe Kleine	(668-1,142), 1983-85
5.	.583	Corliss Williamson	(657-1,127), 1993-95

SEC Game (Minimum 9 Attempts)

1.	.889	Corliss Williamson	(8-9) vs. LSU, 1993
2.	.846	Corliss Williamson	(11-13) vs. LSU, 1994
3.	.833	Corliss Williamson	(10-12) vs. South Carolina, 1994
4.	.818	Patrick Beverley	(9-11) vs. Auburn, 3/8/08
	.818	Derek Hood	(9-11) vs. Auburn, 1999
	.818	Oliver Miller	(9-11) vs. Mississippi St., 1992

SEC Season (Minimum 90 Attempts)

1.	.652	Corliss Williamson	(129-198), 1994
2.	.625	Darian Townes	(70-112), 2008
3.	.594	Oliver Miller	(82-138), 1992
4.	.592	Dwight Stewart	(58-98), 1993
5.	.588	Corliss Williamson	(70-119), 1993
6.	.560	Sunday Adebayo	(51-91), 1996

SEC Career (Minimum 200 Attempts)

1.	.585	Corliss Williamson	(626-1,070), 1993-95
2.	.569	Roger Crawford	(124-218), 1993-94
3.	.530	Lee Wilson	(166-313), 1994-97
4.	.528	Darian Townes	(262-496), 2005-08
5.	.517	Corey Beck	(226-437), 1993-95
6.	.513	Darrell Hawkins	(123-240), 1992-93



Oliver Miller holds the school season (.704) and career records (.636) for field goal percentage.




SEASON FIELD-GOAL PERCENTAGE LEADERS

(Minimum 100 Attempts)

Season	Player	FGM	FGA	Pct.
2009-10	Marshawn Powell	190	380	.500
2008-09	Michael Washington	178	323	.551
2007-08	Darian Townes	168	279	.602
2006-07	Steven Hill	93	145	.641
2005-06	Charles Thomas	103	198	.520
2004-05	Jonathon Modica	103	198	.520
2003-04	Ronnie Brewer	125	260	.481
2002-03	Dionisio Gomez	91	195	.467
2001-02	Dionisio Gomez	61	116	.526
2000-01	Alonzo Lane	88	171	.515
1999-00	Alonzo Lane	108	193	.560
1998-99	Derek Hood	173	306	#.565
1997-98	Landis Williams	84	139	.604
1996-97	Lee Wilson	84	157	.535
1995-96	Lee Wilson	86	162	.531
1994-95	Corliss Williamson	283	515	.550
1993-94	Corliss Williamson	273	436	.626
1992-93	Corliss Williamson	101	176	.574
1991-92	Oliver Miller	186	309	.602
1990-91	Oliver Miller	254	361	*.704
1989-90	Oliver Miller	152	238	.639
1988-89	Mario Credit	149	246	.606
1987-88	Mario Credit	107	183	.585
1986-87	Mario Credit	77	126	.611
1985-86	Eric Poerschke	56	113	.496
1984-85	Joe Kleine	294	484	.607
1983-84	Leroy Sutton	100	151	.662
1982-83	Leroy Sutton	79	113	.699
1981-82	Tony Brown	109	185	.589
1980-81	Scott Hastings	192	341	.563
1979-80	U.S. Reed	166	298	.557
1978-79	Steve Schall	138	223	.619
1977-78	Sidney Moncrief	209	354	.590
1976-77	Sidney Moncrief	157	242	.649
1975-76	Sidney Moncrief	149	224	.665
1974-75	Kent Allison	172	282	.610
1973-74	Dean Tolson	204	373	.547
1972-73	Martin Terry	264	508	.520
1971-72	Doug Campbell	73	142	.514
1970-71	Donnie Watts	149	290	.514
1969-70	Ricky Tanneberger	75	161	.460
1968-69	Ricky Tanneberger	94	200	.470
1967-68	James Eldridge	155	305	.508
1966-67	Tommy Rowland	148	300	.483
1965-66	J.D. McConnell	120	259	.463
1964-65	John Talkington	107	220	.486
1963-64	Warren Vogel	111	242	.459
	Ricky Sugg	85	185	.459
1962-63	Jim Magness	87	183	.475
1961-62	Jim Wilson	74	163	.454
1960-61	Ronnie Garner	102	212	.482
1959-60	Jerry Carlton	100	231	.433
1958-59	Clyde Rhoden	131	314	.417
1957-58	Jay Carpenter	71	183	.388
1956-57	Fred Grim	107	297	.360
1955-56	Manuel Whitley	135	322	.419
1954-55	Jerald Barnett	88	199	.442
1953-54	Norman Smith	61	155	.393
1952-53	Raymond Shaw	60	151	.398
1951-52	Eugene Lambert Jr.	74	166	.445
1950-51	Billy Hester	71	149	.476

Led the SEC || * Led the NCAA

Career Field Goals Leaders




Todd Day
835, 1989-92




Marvin Delph
762, 1975-78



Sidney Moncrief
739, 1976-79



Derek Hood led the Southeastern Conference with a .565 field goal percentage in 1999.



1968 marked the first year Arkansas' season field goal percentage leader topped 50 percent when James Eldridge paced the club with a .508 mark.

RAZORBACKS

COACHES

PLAYERS

09-10 SEASON

HISTORY

RECORDS

MEDIA

UNIVERSITY



FREE THROWS MADE

<u>Game</u>	
1.	22 Martin Terry vs. Texas A&M, 1972
2.	19 Vernon Murphy vs. Missouri-St. Louis, 1971
3.	18 Tommy Boyer vs. Texas Tech, 1963
4.	17 Corliss Williamson vs. Ole Miss, 1995
17	Martin Terry vs. Tulane, 1973

<u>Season</u>	
1.	212 Sidney Moncrief, 1979
2.	207 Martin Terry, 1973
207	Martin Terry, 1972
4.	203 Corliss Williamson, 1995
203	Sidney Moncrief, 1978
6.	185 Joe Kleine, 1985
7.	165 Todd Day, 1991
8.	163 Joe Kleine, 1984
9.	152 Darrell Walker, 1983
10.	149 Corliss Williamson, 1994

<u>Career</u>	
1.	588 Sidney Moncrief, 1976-79
2.	499 Todd Day, 1989-92
3.	449 Scott Hastings, 1979-82
4.	417 Joe Kleine, 1983-85
5.	414 Martin Terry, 1972-73
6.	413 Corliss Williamson, 1993-95
7.	388 Ron Huery, 1987-88, 90-91
8.	361 Kareem Reid, 1996-99
9.	352 Charles Thomas, 2005-08
10.	333 Darrell Walker, 1981-83
11.	326 Ronnie Brewer, 2004-06
326	Jonathon Modica, 2003-06
13.	315 Tommy Boyer, 1961-63
14.	309 Oliver Miller, 1989-92
15.	308 U.S. Reed, 1978-81

<u>SEC Game</u>	
1.	17 Corliss Williamson vs. Ole Miss, 1995
2.	14 Courtney Fortson vs. Miss. St., 1/28/10
3.	13 Corliss Williamson vs. Miss. St., 1994
13	Corliss Williamson vs. LSU, 1995
5.	12 Courtney Fortson vs. Georgia, 2/3/10
12	Vincent Hunter vs. Ole Miss, 1/17/04
12	Corey Beck vs. Alabama, 1994
12	Lee Mayberry vs. Kentucky, 1992
12	Todd Day vs. LSU, 1992

<u>SEC Season</u>	
1.	109 Corliss Williamson, 1995
2.	94 Courtney Fortson, 2010
3.	79 Ronnie Brewer, 2006
4.	75 Corliss Williamson, 1994
5.	72 Todd Day, 1992

<u>SEC Career</u>	
1.	229 Corliss Williamson, 1993-95
2.	196 Ronnie Brewer, 2004-06
3.	171 Jonathon Modica, 2003-06
4.	157 Kareem Reid, 1996-99
5.	137 Pat Bradley, 1996-99

FREE THROWS ATTEMPTED

<u>Game</u>	
1.	24 Martin Terry vs. Texas A&M, 1972
2.	23 Vernon Murphy vs. Oklahoma, 1971
3.	22 Corliss Williamson vs. Ole Miss, 1995
22	Lawrence Stolzer vs. Ft. Chaffee, 1957
5.	21 Martin Terry vs. Tulane, 1973

<u>Season</u>	
1.	304 Corliss Williamson, 1995
2.	261 Martin Terry, 1972
3.	257 Joe Kleine, 1985
4.	256 Sidney Moncrief, 1978
5.	248 Sidney Moncrief, 1979
6.	242 Martin Terry, 1973
7.	238 Darrell Walker, 1983
8.	221 Todd Day, 1991
9.	213 Corliss Williamson, 1994
10.	211 Joe Kleine, 1984

<u>Career</u>	
1.	752 Sidney Moncrief, 1976-79
2.	668 Todd Day, 1989-92
3.	615 Corliss Williamson, 1993-95
4.	600 Scott Hastings, 1979-82
5.	577 Joe Kleine, 1983-85
6.	524 Darrell Walker, 1981-83
7.	503 Martin Terry, 1972-73
8.	502 Kareem Reid, 1996-99
9.	494 Ron Huery, 1987-88, 90-91
10.	486 Ronnie Brewer, 2004-06
11.	478 Oliver Miller, 1989-92
12.	471 Charles Thomas, 2005-08
13.	463 Jonathon Modica, 2003-06
14.	419 U.S. Reed, 1978-81
15.	418 Corey Beck, 1993-95

<u>SEC Game</u>	
1.	22 Corliss Williamson vs. Ole Miss, 1995
2.	18 Courtney Fortson vs. Miss. St., 1/28/10
18	Corliss Williamson vs. Kentucky, 1994
4.	17 Corliss Williamson vs. LSU, 1995
5.	16 Courtney Fortson vs. Georgia, 2/3/10
16	Corey Beck vs. Alabama, 1994

<u>SEC Season</u>	
1.	158 Corliss Williamson, 1995
2.	123 Courtney Fortson, 2010
3.	105 Ronnie Brewer, 2006
4.	98 Corliss Williamson, 1994
5.	94 Todd Day, 1992

<u>SEC Career</u>	
1.	323 Corliss Williamson, 1993-95
2.	287 Ronnie Brewer, 2004-06
3.	244 Jonathon Modica, 2003-06
4.	210 Kareem Reid, 1996-99
5.	192 Corey Beck, 1993-95

FREE-THROW PERCENTAGE

<u>Game (Minimum 11 Attempts)</u>	
1.	1.000 Tommy Boyer vs. Texas Tech (18-18), 1963
1.000	Kareem Reid vs. Memphis (14-14), 1999
1.000	Scott Hastings vs. Rice (14-14), 1982
1.000	Ron Huery vs. California (12-12), 1986
1.000	Sidney Moncrief vs. Houston (11-11), 1979
1.000	Ron Brewer vs. TCU (11-11), 1978

<u>Season (Minimum 20 Attempts)</u>	
1.	.952 Charles Tatum (20-21), 2001
2.	.939 Rickey Medlock (62-66), 1975
3.	.935 Rotnei Clarke (43-46), 2009
4.	.933 Tommy Boyer (125-134), 1962
5.	.916 Rickey Medlock (87-95), 1974
6.	.915 Robert Birden (65-71), 1975

<u>Career (Minimum 150 Attempts)</u>	
1.	.904 Rickey Medlock (178-197), 1973-75
2.	.892 Tommy Boyer (315-353), 1961-63
3.	.858 Pat Bradley (247-288), 1996-99
4.	.843 Jerry Carlton (300-356), 1960-62
5.	.840 Darrell Hawkins (194-231), 1989-93

<u>SEC Game (Minimum 8 Attempts)</u>	
1.	1.000 Kendrick Davis (9-9) vs. Ole Miss (1/17/04)
1.000	Charles Thomas (8-8) vs. Mississippi St. (3/1/06)
1.000	Eric Ferguson (8-8) vs. Ole Miss (1/17/04)
1.000	Jannero Pargo (8-8) at Alabama (1/30/02)
1.000	Jannero Pargo (8-8) vs. Florida (1/26/02)
1.000	Kareem Reid (8-8) vs. South Carolina, 1998
1.000	Ali Thompson (9-9) vs. Mississippi St., 1997
1.000	Pat Bradley (8-8) vs. Kentucky, 1996
1.000	Scotty Thurman (8-8) vs. Kentucky, 1995
1.000	Robert Shepherd (10-10) vs. Kentucky, 1993
1.000	Scotty Thurman (8-8) vs. Alabama, 1993
1.000	Isaiah Morris (8-8) vs. Mississippi St., 1992

<u>SEC Season (Minimum 30 Attempts)</u>	
1.	.941 Pat Bradley (32-34), 1997
.941	Darrell Hawkins (32-34), 1992
3.	.881 Jannero Pargo (37-42), 2002
4.	.867 Pat Bradley (39-45), 1998
5.	.864 Robert Shepherd (38-44), 1993

<u>SEC Career (Minimum 60 Attempts)</u>	
1.	.885 Darrell Hawkins (77-87), 1992-93
2.	.863 Jannero Pargo (63-73), 2001-02
3.	.840 Pat Bradley (137-163), 1996-99
4.	.797 Robert Shepherd (51-64), 1992-93
5.	.783 Lee Mayberry (54-69), 1992

RAZORBACKS

COACHES

PLAYERS

09 - 10 SEASON

HISTORY

RECORDS

MEDIA

UNIVERSITY



SEASON FREE-THROW PERCENTAGE LEADERS

(Minimum 45 Attempts)


Season	Player	FTM	FTA	Pct.
2009-10	Rotnei Clarke	67	81	.827
2008-09	Rotnei Clarke	43	46	.935
2007-08	Sonny Weems	61	76	.803
2006-07	Patrick Beverley	112	138	.812
2005-06	Ronnie Brewer	144	192	.750
2004-05	Charles Thomas	53	69	.768
2003-04	Eric Ferguson	48	56	.857
2002-03	Kendrick Davis	53	67	.791
2001-02	Jannero Pargo	57	73	.781
2000-01	Jannero Pargo	43	49	.878
1999-00	Joe Johnson	60	79	.759
1998-99	Pat Bradley	71	86	.826
1997-98	Pat Bradley	74	82	.902
1996-97	Pat Bradley	63	69	.913
1995-96	Pat Bradley	39	51	.765
1994-95	Scotty Thurman	57	73	.781
1993-94	Clint McDaniel	52	69	.754
1992-93	Darrell Hawkins	96	116	.828
1991-92	Darrell Hawkins	74	81	.914
1990-91	Ron Huery	126	150	.840
1989-90	Arlyn Bowers	54	68	.794
1988-89	Lenzie Howell	134	176	.761
1987-88	Allie Freeman	47	55	.855
1986-87	Philip McKellar	51	59	.864
1985-86	Mike Ratliff	94	126	.746
1984-85	William Mills	43	59	.729
1983-84	Joe Kleine	163	211	.773
1982-83	Ricky Norton	36	46	.783
1981-82	Tony Brown	52	68	.765
1980-81	U.S. Reed	106	140	.757
1979-80	U.S. Reed	74	93	.796
1978-79	Sidney Moncrief	212	248	.855
1977-78	Marvin Delph	82	94	.872
1976-77	Jim Counce	35	45	.778
1975-76	Marvin Delph	48	58	.828
1974-75	Rickey Medlock	62	66	.939
1973-74	Rickey Medlock	87	95	*.916
1972-73	Martin Terry	207	242	.855
1971-72	Vernon Murphy	98	119	.824
1970-71	Donnie Watts	62	76	.816
1969-70	James Eldridge	58	81	.716
1968-69	Robert McKenzie	68	84	.810
1967-68	Robert McKenzie	109	132	.826
1966-67	David Self	40	51	.784
1965-66	J.D. McConnell	37	46	.804
1964-65	Steve Rousseau	88	12	.786
1963-64	Ricky Sugg	39	47	.830
1962-63	Tommy Boyer	147	161	*.913
1961-62	Tommy Boyer	125	134	*.933
1960-61	Jerry Carlton	101	117	.863
1959-60	Ronnie Garner	89	112	.794
1958-59	Jay Carpenter	70	96	.729
1957-58	Fred Grim	86	102	.843
1956-57	Larry Grisham	89	113	.788
1955-56	Jerald Barnett	69	93	.742
1954-55	Jerald Barnett	71	95	.747
1953-54	Raymond Shaw	49	69	.710
1952-53	Walter Kearns	46	54	.852
1951-52	Eugene Lambert Jr.	57	86	.663
1950-51	D.L. Miller	57	76	.750
1949-50	Jim Cathcart	63	108	.583

* Led the NCAA

Career Free Throws Leaders




Sidney Moncrief
588, 1976-79




Todd Day
499, 1989-92



Scott Hastings
449, 1979-82



As a freshman in 2009, Rotnei Clarke made 43-of-46 free throws for a percentage of .935, which is the second-best season-leading mark in school history.



Pat Bradley led the team in free throw shooting all four years from 1996-99 and ranks third on the career list with a percentage of .858.

RAZORBACKS

COACHES

PLAYERS

09-10 SEASON

HISTORY

RECORDS

MEDIA

UNIVERSITY



REBOUNDING

Game

1.	23	Nick Davis vs. Jackson State, 1997
2.	22	Dean Tolson vs. Texas, 1973
	22	Dean Tolson vs. Rice, 1973
	22	Dean Tolson vs. TCU, 1972
5.	21	Three times, last by Tolson vs. Rice, 1973

Season

1.	349	Derek Hood, 1999
2.	322	Nick Davis, 1998
3.	310	Dean Tolson, 1973
4.	294	Michael Washington, 2009
	294	Oliver Miller, 1991
	294	Joe Kleine, 1985
7.	293	Corliss Williamson, 1995
	293	Joe Kleine, 1984
9.	289	Sidney Moncrief, 1979
10.	278	Sidney Moncrief, 1978
	278	Dean Tolson, 1974
12.	262	Corliss Williamson, 1994
13.	261	Oliver Miller, 1992
14.	257	Derek Hood, 1997
	257	Dean Tolson, 1972
16.	240	Andrew Lang, 1987

Career

1.	1,015	Sidney Moncrief, 1976-79
2.	1,002	Derek Hood, 1996-99
3.	886	Oliver Miller, 1989-92
4.	845	Dean Tolson, 1972-74
5.	806	Joe Kleine, 1983-85
6.	693	Andrew Lang, 1985-88
7.	680	Scott Hastings, 1979-82
8.	673	Todd Day, 1989-92
9.	651	Mike Washinton, 2007-2010
10.	647	Corliss Williamson, 1993-95
11.	644	Darian Townes, 2005-08
12.	609	Marvin Delph, 1975-78
13.	585	Charles Thomas, 2005-08
14.	523	Nick Davis, 1996-98
15.	516	James Eldridge, 1968-70

SEC Game

1.	17	Dionisio Gomez vs. Georgia, 1/18/03
	17	Derek Hood vs. Mississippi St., 1999
	17	Nick Davis vs. Alabama, 1998
	17	Nick Davis vs. Auburn, 1998
5.	16	Steven Hill vs. Alabama (1/27/07)
	16	Nick Davis vs. Georgia, 1996
	16	Corliss Williamson vs. Kentucky, 1994
	16	Todd Day vs. Tennessee, 1992

SEC Season

1.	152	Derek Hood, 1999
2.	148	Nick Davis, 1998
3.	142	Michael Washington, 2009
4.	133	Patrick Beverley, 2008
5.	125	Corliss Williamson, 1994
6.	111	Marshawn Powell, 2010
7.	110	Todd Day, 1992
8.	109	Corliss Williamson, 1995

SEC Career

1.	468	Derek Hood, 1996-99
2.	315	Mike Washington, 2007-2010
3.	303	Darian Townes, 2005-08
4.	297	Corliss Williamson, 1993-95
5.	262	Charles Thomas, 2005-08
6.	261	Ronnie Brewer, 2004-06
7.	258	Jonathon Modica, 2003-06
8.	247	Nick Davis, 1996-98
9.	227	Scotty Thurman, 1993-95
10.	225	Dionisio Gomez, 2000-03

REBOUNDING AVERAGE

Season

1.	13.2	Dean Tolson, 1974 (278 in 21 games)
2.	12.4	Dean Tolson, 1973 (310 in 25 games)
3.	#10.3	Derek Hood, 1999 (349 in 34 games)
4.	9.9	Dean Tolson, 1972 (257 in 26 games)
5.	#9.8	Mike Washington, 2009 (294 in 30 games)
	#9.8	Nick Davis, 1998 (322 in 33 games)

Led the SEC

Career

1.	11.0	Dean Tolson, 1972-74 (845 in 77 games)
2.	8.3	Sidney Moncrief, 1976-79 (1,015 in 122 games)
	8.3	Vernon Murphy, 1971-72 (282 in 34 games)
4.	8.2	Kent Allison, 1975 (213 in 26 games)
5.	7.7	Manuel Whitley, 1950, 53 (374 in 45 games)

SEC Season


1.	9.5	Derek Hood, 1999 (152 in 16 games)
2.	9.3	Nick Davis, 1998 (148 in 16 games)
3.	8.9	Michael Washington, 2009 (142 in 16 games)
4.	8.3	Patrick Beverley, 2009 (133 in 16 games)
5.	7.8	Corliss Williamson, 1994 (125 in 16 games)
6.	7.0	Mike Washington, 2010 (105 in 15 games)
7.	6.9	Marshawn Powell, 2010 (111 in 16 games)
	6.9	Todd Day, 1992 (110 in 16 games)

SEC Career

1.	7.3	Derek Hood (468 in 64 games), 1996-99
2.	6.9	Todd Day (110 in 16 games), 1992
3.	6.6	Corliss Williamson (297 in 44 games), 1993-95
4.	6.5	Oliver Miller (104 in 16 games), 1992
5.	6.3	Patrick Beverley (202 in 32 games), 2007-08
6.	6.0	Joe Johnson (181 in 30 games), 2000-01

ARKANSAS' 18-REBOUND EFFORTS

Player	Reb.	Opponent	Year
Nick Davis	23	Jackson St.	1997
Dean Tolson	22	Texas	1973
Dean Tolson	22	Rice	1973
Dean Tolson	22	TCU	1972
Dean Tolson	21	S. Illinois	1973
Dean Tolson	21	Rice	1973
Doug Campbell	21	Rockhurst	1972
Dean Tolson	20	Rice	1974
John Talkington	20	Texas	1966
Dean Tolson	19	Baylor	1974
Dean Tolson	19	Texas	1974
Dean Tolson	19	TCU	1974
Dean Tolson	19	Rice	1972
Mike Washington	18	Florida	3/12/09
Charles Thomas	18	Miss. St.	3/10/07
Sidney Moncrief	18	Oklahoma	1979
Dean Tolson	18	TCU	1974
Jay Carpenter	18	Wichita St.	1957



Nick Davis, who led the SEC in rebounding in 1998, holds the school record for rebounds in a game with 23.

RAZORBACKS

COACHES

PLAYERS

09-10 SEASON

HISTORY

RECORDS

MEDIA


UNIVERSITY



Season	Player	Games	Reb.	Avg.
2009-10	Marshawn Powell	32	215	6.7
2008-09	Michael Washington	30	294	#9.8
2007-08	Patrick Beverley	35	231	6.6
2006-07	Charles Thomas	35	195	5.7
2005-06	Darian Townes	32	164	5.1
2004-05	Ronnie Brewer	30	145	4.8
2003-04	Ronnie Brewer	28	153	5.5
2002-03	Dionisio Gomez	28	186	6.6
2001-02	Dionisio Gomez	28	139	5.0
2000-01	Joe Johnson	30	193	6.4
1999-00	Joe Johnson	23	132	5.7
1998-99	Derek Hood	34	349	#10.3
1997-98	Nick Davis	33	322	#9.8
1996-97	Derek Hood	32	257	#8.0
1995-96	Derek Hood	33	200	6.1
1994-95	Corliss Williamson	39	293	7.5
1993-94	Corliss Williamson	34	262	7.7
1992-93	Darrell Hawkins	31	140	4.5
1991-92	Oliver Miller	34	261	7.7
1990-91	Oliver Miller	38	294	7.7
1989-90	Oliver Miller	35	219	6.3
1988-89	Lenzie Howell	32	224	7.0
1987-88	Andrew Lang	30	218	7.3
1986-87	Andrew Lang	32	240	7.5
1985-86	Andrew Lang	26	168	6.5
1984-85	Joe Kleine	35	294	8.4
1983-84	Joe Kleine	32	293	9.2
1982-83	Joe Kleine	30	219	7.3
1981-82	Scott Hastings	29	175	6.0
1980-81	Scott Hastings	32	173	5.4
1979-80	Scott Hastings	29	194	6.7
1978-79	Sidney Moncrief	30	289	9.6
1977-78	Sidney Moncrief	36	278	7.7
1976-77	Sidney Moncrief	28	235	8.4
1975-76	Sidney Moncrief	28	213	7.6
1974-75	Kent Allison	26	213	8.2
1973-74	Dean Tolson	21	278	13.2
1972-73	Dean Tolson	25	310	12.4
1971-72	Dean Tolson	26	257	9.9
1970-71	Vernon Murphy	26	230	8.8
1969-70	Robert McKenzie	24	181	7.5
1968-69	James Eldridge	24	169	7.0
1967-68	Gary Stephens	24	182	7.6
1966-67	Tommy Rowland	23	206	9.0
1965-66	John Talkington	23	196	8.5
	J. D. McConnell	23	196	8.5
1964-65	J. D. McConnell	22	153	7.0
1963-64	Jim Magness	23	129	5.6
1962-63	Jim Wilson	24	181	7.5
1961-62	Jim Wilson	24	158	6.6
1960-61	Ronnie Garner	23	180	7.8
1959-60	Ronnie Garner	24	230	9.6
1958-59	Jay Carpenter	24	211	8.8
1957-58	Harry Thompson	24	204	8.5
1956-57	Terry Day	24	216	9.0
1955-56	Manuel Whitley	24	233	9.7
1954-55	Pete Butler	24	173	7.2
1953-54	Raymond Shaw	23	138	6.0
1952-53	Walter Kearns	21	143	6.8

Led the SEC

Career Rebounding Leaders




Sidney Moncrief
1,015, 1976-79




Derek Hood
1,002, 1996-99



Oliver Miller
886, 1989-92



Michael Washington became Arkansas' first conference rebounding champion since 1999 when he led the SEC with 9.8 per game in 2009.



Harry Thompson led the 1958 Southwest Conference champion Razorbacks with 8.5 boards per game.

RAZORBACKS

COACHES

PLAYERS

09-10 SEASON

HISTORY

RECORDS

MEDIA

UNIVERSITY



RAZORBACKS
COACHES
PLAYERS
09-10 SEASON
HISTORY
RECORDS
MEDIA
UNIVERSITY

THREE-POINT FIELD GOALS MADE

Game	#	Player	Year
1.	#13	Rotnei Clarke vs. Alcorn St. (11/13/09)	2009
2.	12	Al Dillard vs. Delaware St., 1994	1994
3.	10	Rotnei Clarke vs. East Tenn. St. (11/27/09)	2009
	10	Pat Bradley vs. North Texas, 1999	1999
5.	9	Lee Mayberry vs. LSU, 1992	1992

Season	#	Player	Year
1.	102	Scotty Thurman, 1995	1995
2.	100	Rotnei Clarke, 2010	2010
3.	98	Pat Bradley, 1997	1997
4.	95	Jannero Pargo, 2002	2002
5.	93	Pat Bradley, 1998	1998
	93	Pat Bradley, 1999	1999

Career	#	Player	Year
1.	#366	Pat Bradley, 1996-99	1996-99
2.	267	Scotty Thurman, 1993-95	1993-95
3.	226	Todd Day, 1989-92	1989-92
4.	218	Lee Mayberry, 1989-92	1989-92
5.	183	Rotnei Clarke, 2009-pres.	2009-pres.
6.	168	Jannero Pargo, 2001-02	2001-02
7.	160	Eric Ferguson, 2003-06	2003-06
8.	153	Jonathon Modica, 2003-06	2003-06
9.	149	Brandon Dean, 1999-02	1999-02
10.	138	Patrick Beverley, 2007-08	2007-08
	138	Al Dillard, 1994-95	1994-95

SEC Game	#	Player	Year
1.	9	Lee Mayberry vs. LSU, 1992	1992
2.	8	Tarik Wallace vs. Auburn, 1998	1998
3.	7	Jannero Pargo at Miss. St. (2/27/02)	2002
	7	Jannero Pargo at Alabama (1/30/02)	2002
	7	Todd Day vs. Auburn, 1992	1992
	7	Scotty Thurman vs. Auburn, 1995	1995
	7	Pat Bradley vs. S. Carolina, 1998	1998

SEC Season	#	Player	Year
1.	52	Jannero Pargo, 2002	2002
2.	47	Scotty Thurman, 1995	1995
	47	Pat Bradley, 1998	1998
4.	46	Rotnei Clarke, 2009	2009
5.	45	Rotnei Clarke, 2010	2010

SEC Career	#	Player	Year
1.	159	Pat Bradley, 1996-99	1996-99
2.	130	Scotty Thurman, 1993-95	1993-95
3.	94	Jonathon Modica, 2003-06	2003-06
4.	93	Jannero Pargo, 2001-02	2001-02
5.	91	Rotnei Clarke, 2009-pres.	2009-pres.
6.	84	Eric Ferguson, 2003-06	2003-06
7.	77	Patrick Beverley, 2007-08	2007-08
8.	76	Brandon Dean, 1999-02	1999-02
9.	66	Tarik Wallace, 1997-98	1997-98

THREE-POINT FIELD GOALS ATTEMPTED

Game	#	Player	Year
1.	#24	Pat Bradley vs. North Texas, 1998	1998
2.	22	Al Dillard vs. Delaware St., 1993	1993
3.	17	Rotnei Clarke vs. Alcorn St. (11/13/09)	2009
	17	Rotnei Clarke vs. East Tenn. St. (11/27/09)	2009
5.	14	Stefan Welsh vs. Ole Miss (3/4/09)	2009
6.	14	Jannero Pargo at Alabama (1/30/02)	2002
7.	14	Pat Bradley vs. Miss. St., 1999	1999
8.	13	Five times (last: Jason Gilbert vs. Santa Clara, 1999)	1999

SEC Record

Season	#	Player	Year
1.	245	Pat Bradley, 1999	1999
2.	242	Pat Bradley, 1998	1998
3.	239	Scotty Thurman, 1995	1995
4.	234	Rotnei Clarke, 2010	2010
5.	230	Pat Bradley, 1997	1997

Career	#	Player	Year
1.	#915	Pat Bradley, 1996-99	1996-99
2.	618	Scotty Thurman, 1993-95	1993-95
3.	588	Todd Day, 1989-92	1989-92
4.	514	Lee Mayberry, 1989-92	1989-92
5.	480	Eric Ferguson, 2003-06	2003-06
6.	431	Brandon Dean, 1999-02	1999-02
7.	427	Jonathon Modica, 2003-06	2003-06
8.	406	Kareem Reid, 1996-99	1996-99
9.	395	Jannero Pargo, 2001-02	2001-02
10.	375	Tarik Wallace, 1997-98	1997-98

SEC Record

SEC Game	#	Player	Year
1.	14	Stef Welsh vs. Ole Miss (3/4/09)	2009
	14	Jannero Pargo at Alabama (1/30/02)	2002
	14	Pat Bradley vs. Miss. St., 1999	1999
4.	13	Tarik Wallace vs. Kentucky, 1998	1998
	13	Scotty Thurman vs. Auburn, 1995	1995
	13	Scotty Thurman vs. LSU, 1994	1994
	13	Scotty Thurman vs. Ole Miss, 1993	1993

SEC Season	#	Player	Year
1.	121	Rotnei Clarke, 2009	2009
2.	120	Rotnei Clarke, 2010	2010
3.	119	Jannero Pargo, 2002	2002
	119	Pat Bradley, 1998	1998
5.	117	Pat Bradley, 1997	1997
6.	107	Scotty Thurman, 1995	1995
7.	106	Pat Bradley, 1996	1996
8.	102	Jannero Pargo, 2001	2001
9.	101	Scotty Thurman, 1993	1993

SEC Career	#	Player	Year
1.	429	Pat Bradley, 1996-99	1996-99
2.	303	Scotty Thurman, 1993-95	1993-95
3.	266	Eric Ferguson, 2003-06	2003-06
4.	263	Jonathon Modica, 2003-06	2003-06
5.	241	Rotnei Clarke, 2009-pres.	2009-pres.

SEASON THREE-POINT FIELD GOAL PERCENTAGE LEADERS

(Minimum 50 Attempts)

Season	Player	3PTM	3PTA	Pct.
2009-10	Rotnei Clarke	100	234	#.427
2008-09	Rotnei Clarke	83	211	.393
2007-08	Patrick Beverley	65	172	.378
2006-07	Patrick Beverley	73	189	.386
2005-06	Jonathon Modica	55	157	.350
2004-05	Jonathon Modica	30	70	.429
2003-04	Billy Pharis	25	66	.379
2002-03	Jonathon Modica	31	86	.360
2001-02	Jannero Pargo	95	220	.432
2000-01	Joe Johnson	35	79	.443
1999-00	T. J. Cleveland	49	118	.415
1998-99	Chris Walker	33	72	.458
1997-98	Pat Bradley	93	242	.384
1996-97	Pat Bradley	98	230	.426
1995-96	Pat Bradley	82	198	.414
1994-95	Scotty Thurman	102	239	#.427
1993-94	Scotty Thurman	85	198	.429
1992-93	Scotty Thurman	80	181	.442
1991-92	Todd Day	57	133	.428
1990-91	Arlyn Bowers	41	86	.477
1989-90	Lee Mayberry	65	129	.504
1988-89	Lee Mayberry	33	74	.446
1987-88	Ron Huery	27	69	.391
1986-87	Philip McKellar	31	72	.431

Led the SEC

THREE-POINT FIELD GOAL PERCENTAGE

Game (Minimum 4 Attempts)	#	Player	Year
1.	1.000	Courtney Fortson at S. Alabama (4-4), 11/26/08	2008
	1.000	Patrick Beverley vs. Auburn (6-6), 3/8/08	2008
	1.000	Sonny Weems vs. LSU (5-5), 1/26/08	2008
	1.000	Brandon Dean vs. Northwestern (La.) St. (4-4), 12/20/00	2000
	1.000	Chris Walker vs. Mississippi St. (4-4), 2000	2000
	1.000	Chris Walker vs. Texas-Arlington (4-4), 2000	2000
	1.000	Jason Gilbert vs. Providence (4-4), 1999	1999
	1.000	Dwight Stewart vs. Georgetown (4-4), 1994	1994
	1.000	Arlyn Bowers vs. SMU (4-4), 1989	1989
	1.000	Lee Mayberry vs. Rice (4-4), 1989	1989

Season (Minimum 33 Attempts)	#	Player	Year
1.	.504	Lee Mayberry (65-129), 1990	1990
2.	.490	Corey Beck (24-49), 1995	1995
3.	.489	Arlyn Bowers (23-47), 1989	1989
4.	.485	Mike Ratliff (16-33), 1987	1987
5.	.477	Arlyn Bowers (41-86), 1991	1991

Career (Minimum 300 Attempts)	#	Player	Year
1.	.432	Scotty Thurman (267-618), 1993-95	1993-95
2.	.425	Jannero Pargo (168-395), 2001-02	2001-02
3.	.424	Lee Mayberry (218-514), 1989-92	1989-92
4.	.411	Rotnei Clarke (183-445), 2009-pres.	2009-pres.
5.	.401	Al Dillard (138-344), 1994-95	1994-95
6.	.400	Pat Bradley (366-915), 1996-99	1996-99

SEC Game (Minimum 5 Attempts)	#	Player	Year
1.	1.000	Patrick Beverley (6-6) vs. Auburn (3/8/08)	2008
	1.000	Sonny Weems (5-5) vs. LSU (1/26/08)	2008
3.	.875	Jannero Pargo (7-8) vs. Florida (1/26/02)	2002
4.	.833	Michael Jones (5-6) vs. Auburn (2/4/04)	2004
5.	.800	Stef Welsh (4-5) vs. Miss. St. (2/28/07)	2007
	.800	Jannero Pargo (4-5) vs. Alabama (1/20/01)	2001
	.800	Tarik Wallace (8-10) vs. Auburn, 1998	1998
	.800	Scotty Thurman (4-5) vs. Kentucky, 1995	1995
	.800	Al Dillard (4-5) vs. Vanderbilt, 1995	1995

SEC Season (Minimum 50 Attempts)	#	Player	Year
1.	.465	Al Dillard (33-71), 1995	1995
2.	.451	Teddy Gipson (23-51), 2000	2000
3.	.447	Patrick Beverley (38-85), 2008	2008
4.	.440	Joe Johnson (22-50), 2000	2000
5.	.439	Scotty Thurman (47-107), 1995	1995
6.	.437	Jannero Pargo (52-119), 2002	2002

SEC Career (Minimum 75 Attempts)	#	Player	Year
1.	.436	Lee Mayberry (34-78), 1992	1992
2.	.433	Joe Johnson (39-90), 2000-01	2000-01
3.	.429	Scotty Thurman (130-303), 1993-95	1993-95
4.	.425	Patrick Beverley (77-181), 2007-08	2007-08
5.	.421	Jannero Pargo (93-221), 2001-02	2001-02
6.	.408	Todd Day (40-98), 1992	1992

Career Three-Point Field Goals Leaders



Pat Bradley
366, 1996-99



Scotty Thurman
267, 1993-95



Game

1. 9 Robert Shepherd vs. Arizona, 1994
2. 8 Clint McDaniel vs. Florida A&M, 1995
- 8 Darrell Hawkins vs. Holy Cross, 1993
- 8 Keith Wilson vs. Rice, 1989
- 8 Alvin Robertson vs. Virginia, 1984
- 8 Alvin Robertson vs. Purdue, 1983
- 8 Todd Day vs. Texas A&M, 1991

Season

1. #102 Clint McDaniel, 1995
2. 100 Lee Mayberry, 1991
3. 97 Keith Wilson, 1989
4. 92 Alvin Robertson, 1984
5. 88 Alvin Robertson, 1983
6. 87 Robert Shepherd, 1993
7. 85 Todd Day, 1991
8. 83 Ronnie Brewer, 2006
- 83 Arlyn Bowers, 1990
10. 82 Todd Day, 1990
- 82 Ron Huery, 1990

SEC Record

Career

1. 291 Lee Mayberry, 1989-92
2. 271 Todd Day, 1989-92
3. 251 Kareem Reid, 1996-99
4. 230 Darrell Walker, 1981-83
5. 226 T.J. Cleveland, 1999-02
- 226 Clint McDaniel, 1992-95
7. 217 Alvin Robertson, 1982-84
8. 216 Ronnie Brewer, 2004-06
9. 207 Ron Huery, 1987-88, 90-91
10. 188 Keith Wilson, 1987-89

SEC Game

1. 7 Todd Day vs. Vanderbilt, 1992
2. 6 Ronnie Brewer vs. Florida, 3/10/06
- 6 Ronnie Brewer vs. Florida, 2/28/04
- 6 Clint McDaniel vs. Ole Miss, 1995
- 6 Clint McDaniel vs. Ole Miss, 1994
- 6 Todd Day vs. LSU, 1992
- 6 Lee Mayberry vs. Vanderbilt, 1992

SEC Season

1. 45 Robert Shepherd, 1993
2. 43 Todd Day, 1992
3. 38 Ronnie Brewer, 2004
4. 36 Ronnie Brewer, 2005
- 36 Lee Mayberry, 1992
- 36 Clint McDaniel, 1995

SEC Career

1. 121 Kareem Reid, 1996-99
2. 103 Ronnie Brewer, 2004-06
3. 91 T.J. Cleveland, 1999-02
4. 87 Eric Ferguson, 2003-06
- 87 Clint McDaniel, 1992-95


SEASON STEALS LEADERS

Season	Player	Games	Steals	Avg.
2009-10	Rotnei Clarke	32	36	1.13
2008-09	Courtney Fortson	29	33	1.14
2007-08	Sonny Weems	34	45	1.32
2006-07	Patrick Beverley	35	61	1.74
2005-06	Ronnie Brewer	32	83	#2.59
2004-05	Ronnie Brewer	30	76	2.53
2003-04	Ronnie Brewer	28	57	2.04
2002-03	Eric Ferguson	28	52	1.86
2001-02	T. J. Cleveland	29	56	1.93
2000-01	T. J. Cleveland	31	61	1.97
1999-00	T. J. Cleveland	26	70	2.70
1998-99	Kareem Reid	34	57	1.68
1997-98	Kareem Reid	32	61	1.91
1996-97	Kareem Reid	32	68	2.13
1995-96	Kareem Reid	33	65	1.97
1994-95	Clint McDaniel	37	102	2.76
1993-94	Corey Beck	34	68	2.00
1992-93	Robert Shepherd	31	87	#2.81
1991-92	Lee Mayberry	34	75	2.21
1990-91	Lee Mayberry	38	100	2.63
1989-90	Todd Day	35	82	2.34
1988-89	Keith Wilson	32	97	3.03
1987-88	Tim Scott	30	52	1.73
1986-87	Ron Huery	33	59	1.79
1985-86	Byron Irvin	28	31	1.11
1984-85	Charles Balentine	35	45	1.29
1983-84	Alvin Robertson	32	92	2.88
1982-83	Alvin Robertson	28	88	3.14
1981-82	Darrell Walker	29	67	2.31
1980-81	Darrell Walker	31	79	2.55
1979-80	U.S. Reed	29	36	1.24
1978-79	Sidney Moncrief	30	44	1.47
1977-78	Ron Brewer	36	77	2.14


Led the SEC



Corey Beck led the 1994 national championship team with 2.0 steals per game.



Ron Brewer led the Hogs in steals in 1978.




Twenty-six years after his father led Arkansas in steals, Ronnie Brewer led the team in steals for the first of three straight seasons in 2004.

Career Steals Leaders



Lee Mayberry
291, 1989-92



Todd Day
271, 1989-92



Kareem Reid
251, 1996-99



RAZORBACKS

COACHES

PLAYERS

09 - 10 SEASON

HISTORY

RECORDS

MEDIA

UNIVERSITY

Game

1.	15	Dontell Jefferson vs. Portland St., 11/18/05
	15	Kareem Reid vs Jackson St., 1996
3.	14	Kareem Reid vs. Troy St., 1996
	14	Kareem Reid vs. LSU, 1996
5.	13	Lee Mayberry vs Texas A&M, 1991

Season

1.	219	Kareem Reid, 1996
2.	209	Lee Mayberry, 1991
3.	207	Corey Beck, 1995
4.	202	Lee Mayberry, 1992
5.	191	Alvin Robertson, 1984
6.	183	Lee Mayberry, 1990
7.	182	Kareem Reid, 1997
8.	181	Kareem Reid, 1999
9.	172	Courtney Fortson, 2009
10.	169	Gary Ervin, 2007
	169	Corey Beck, 1994

Career

1.	748	Kareem Reid, 1996-99
2.	729	Lee Mayberry, 1989-92
3.	483	Corey Beck, 1993-95
4.	379	Eric Ferguson, 2003-06
5.	351	Ron Huery, 1987-88, 90-91
6.	341	Alvin Robertson, 1982-84
7.	319	Todd Day, 1989-92
8.	303	Gary Ervin, 2007-08
	303	Keith Wilson, 1987-89
10.	302	Darrell Walker, 1981-83
11.	299	Ronnie Brewer, 2004-06

SEC Game

1.	14	Kareem Reid vs. LSU, 1996
2.	12	Kareem Reid vs. Florida, 1995
	12	Oliver Miller vs. LSU, 1992
4.	11	Courtney Fortson vs. Florida (1/21/10)
5.	10	Six times (last by Courtney Fortson vs. Alabama, 1/16/10)

SEC Season

1.	107	Kareem Reid, 1996
2.	95	Courtney Fortson, 2010
3.	93	Lee Mayberry, 1992
4.	88	Gary Ervin, 2007
5.	87	Corey Beck, 1994
6.	84	Clint McDaniel, 1995
7.	77	Courtney Fortson, 2009
8.	75	Kareem Reid, 1997
	75	Kareem Reid, 1998

SEC Career

1.	326	Kareem Reid, 1996-99
2.	231	Corey Beck, 1993-95
3.	207	Eric Ferguson, 2003-06
4.	172	Courtney Fortson, 2009-10
5.	154	Ronnie Brewer, 2004-06
6.	150	Gary Ervin, 2007-08
7.	112	T.J. Cleveland, 1999-02

SEASON ASSISTS LEADERS

Season	Player	Games	Assists	Avg.
2009-10	Courtney Fortson	18	103	5.72
2008-09	Courtney Fortson	29	172	5.93
2007-08	Gary Ervin	35	134	3.83
2006-07	Gary Ervin	35	169	4.83
2005-06	Dontell Jefferson	32	142	4.44
2004-05	Eric Ferguson	30	128	4.27
2003-04	Ronnie Brewer	28	94	3.36
2002-03	Eric Ferguson	28	91	3.25
2001-02	Jannero Pargo	29	96	3.31
2000-01	T. J. Cleveland	31	83	2.68
1999-00	T. J. Cleveland	26	76	2.92
1998-99	Kareem Reid	34	181	5.32
1997-98	Kareem Reid	32	166	5.18
1996-97	Kareem Reid	32	183	5.72
1995-96	Kareem Reid	33	219	6.64
1994-95	Corey Beck	39	207	5.31
1993-94	Corey Beck	34	169	4.97
1992-93	Corey Beck	30	107	3.57
1991-92	Lee Mayberry	34	202	5.94
1990-91	Lee Mayberry	38	209	5.50
1989-90	Lee Mayberry	35	183	5.23
1988-89	Keith Wilson	32	138	4.31
1987-88	Keith Wilson	28	80	2.86
1986-87	Ron Huery	33	89	2.70
1985-86	Scott Rose	24	60	2.50
1984-85	William Mills	32	143	4.47
1983-84	Alvin Robertson	32	191	5.97
1982-83	Alvin Robertson	28	101	3.61
1981-82	Darrell Walker	29	101	3.48
1980-81	Darrell Walker	31	103	3.32
1979-80	Alan Zahn	29	74	2.55
1978-79	Sidney Moncrief	30	80	2.67
1977-78	Jim Counce	36	119	3.31

Led the SEC



As a freshman in 2009, Courtney Fortson was second in the SEC and No. 18 in the nation with 5.9 assists per game.



Kareem Reid led the SEC in assists in 1997, and holds school records for season and career totals.



Senior guard Marcus Britt has 2.02 assist-to-turnover ratio for his career (91-45).


Career Assists Leaders



Kareem Reid
748, 1996-99



Lee Mayberry
729, 1989-92



Corey Beck
483, 1993-95



Game

1.	10	Steven Hill vs. Texas St., 12/6/05
	10	Oliver Miller vs. Texas, 1990
3.	9	Oliver Miller vs. Louisiana Tech, 1991
	9	Oliver Miller vs. S. Alabama, 1991
5.	8	Steven Hill vs. UTPA, 12/30/05
	8	Andrew Lang vs. Texas Tech, 1987
	8	Andrew Lang vs. Rice, 1987
8.	7	Steven Hill vs. Stephen F. Austin St., 11/18/06
	7	Steven Hill vs. SE Mo. St., 11/10/06
	7	Darian Townes vs. Portland St., 11/18/05
	7	Nick Davis vs. Alabama St., 1998
	7	Nick Davis vs. Mississippi St., 1998
	7	Oliver Miller vs. Rice, 1990

Season

1.	112	Oliver Miller, 1991
2.	99	Steven Hill, 2007
3.	91	Steven Hill, 2006
4.	88	Oliver Miller, 1992
5.	85	Oliver Miller, 1990
	85	Andrew Lang, 1987

Career

1.	345	Oliver Miller, 1989-92
2.	318	Steven Hill, 2005-08
3.	252	Andrew Lang, 1985-88
4.	194	Darian Townes, 2005-08
5.	130	Nick Davis, 1996-98
6.	107	Mike Washington, 2007-2010
7.	103	Derek Hood, 1996-99
8.	102	Todd Day, 1989-92
9.	97	Lee Wilson, 1994-97
10.	94	Corliss Williamson, 1993-95

SEC Game

1.	7	Steven Hill vs. Alabama, 1/18/06
	7	Nick Davis vs. Miss. St., 1998
3.	6	Nick Davis vs. Tennessee, 1998
	6	Nick Davis vs. Tennessee, 1998
5.	5	Steven Hill vs. Miss. St., 2/16/08
	5	Steven Hill vs. LSU, 1/26/08
	5	Steven Hill vs. Miss. St., 2/14/07
	5	Rashard Sullivan at Ole Miss, 3/6/04
	5	Larry Satchell vs. Auburn, 2001
	5	Alonzo Lane vs. Alabama, 2000
	5	Nick Davis vs. Auburn, 1997
	5	Corliss Williamson vs. LSU, 1993
	5	Oliver Miller vs. Ole Miss, 1992
	5	Oliver Miller vs. Tennessee, 1992

SEC Season

1.	50	Steven Hill, 2007
2.	46	Steven Hill, 2006
3.	44	Nick Davis, 1998
4.	41	Steven Hill, 2008
5.	40	Oliver Miller, 1992
6.	30	Larry Satchell, 2001
7.	28	Chris Jefferies, 1999
8.	24	Michael Washington, 2009
	24	Darian Townes, 2007
	24	Larry Satchell, 2003

SEC Career

1.	153	Steven Hill, 2005-08
2.	75	Darian Townes, 2005-08
3.	74	Larry Satchell, 2000-03
	65	Nick Davis, 1996-98
5.	53	Mike Washington, 2007-10
6.	45	Corliss Williamson, 1993-95

SEASON BLOCKED SHOTS LEADERS

Season	Player	Games	Blocks	Avg.
2009-10	Marshawn Powell	32	42	1.31
2008-09	Mike Washington	30	39	1.30
2007-08	Steven Hill	35	74	2.11
2006-07	Steven Hill	35	99	2.83
2005-06	Steven Hill	32	91	2.84
2004-05	Steven Hill	30	54	1.80
2003-04	Rashard Sullivan	26	28	1.08
2002-03	Larry Satchell	24	29	1.21
2001-02	Larry Satchell	26	20	0.78
2000-01	Larry Satchell	31	45	1.50
1999-00	Alonzo Lane	34	34	1.00
1998-99	Chris Jefferies	34	46	1.35
1997-98	Nick Davis	33	80	2.42
1996-97	Nick Davis	27	31	1.15
1995-96	Lee Wilson	33	32	0.97
1994-95	Corliss Williamson	39	33	0.85
1993-94	Corliss Williamson	34	39	1.15
1992-93	Corliss Williamson	18	22	1.22
1991-92	Oliver Miller	34	88	2.59
1990-91	Oliver Miller	38	112	2.95
1989-90	Oliver Miller	35	85	2.43
1988-89	Oliver Miller	30	60	2.00
1987-88	Andrew Lang	30	79	2.63
1986-87	Andrew Lang	32	85	2.66
1985-86	Andrew Lang	26	65	2.50
1984-85	Andrew Lang	33	23	0.70
1983-84	Joe Kleine	32	21	0.66
1982-83	Darrell Walker	30	11	0.37
1981-82	Scott Hastings	29	23	0.79
1980-81	Darrell Walker	31	28	0.90
1979-80	Scott Hastings	29	17	0.59
1978-79	U.S. Reed	30	19	0.63
	Steve Schall	30	19	0.63
1977-78	Steve Schall	36	47	1.31



Steven Hill ended his career in 2008 with 318 rejections to rank second at Arkansas and fourth in the Southeastern Conference.



Andrew Lang led the team in blocked shots all four years and is third on the career list with 252.



Darian Townes in fourth on Arkansas' overall career blocked shots list with 194 and second on the SEC-only list with 75.

Career Blocked Shots Leaders



Oliver Miller
345, 1989-92



Steven Hill
318, 2005-08



Andrew Lang
252, 1985-88

TEAM RECORDS



RAZORBACKS

COACHES

PLAYERS

09 - 10 SEASON

HISTORY

RECORDS

MEDIA

UNIVERSITY

Most Points

Game: 166 vs. U.S. International, 12/9/89
 Season: *3,783, 1991
 SEC Game: 117 vs. Auburn, 1/15/94
 SEC Season: 1,468, 1992

Best Scoring Average

Season: 99.6, 1991
 SEC Season: 91.8, 1992

Most Field Goals

Game: 68 vs. U.S. International, 12/9/89
 Season: 1,414, 1991
 SEC Game: 43 vs. Auburn, 1/15/94
 SEC Season: 529, 1992

Most Field Goals Attempted

Game: 101 vs. U.S. International, 12/9/89
 Season: 2,820 1991
 SEC Game: 88 vs. Mississippi St., 2/20/93
 SEC Season: 1,075, 1992

Best Field-Goal Percentage

Game: .794 vs. Texas Tech (27-34), 2/20/79
 Season: *.546, 1978 (1,060-1,943)
 SEC Game: .621 vs. Miss. St. (41-66), 2/20/93
 SEC Season: .497, 1993 (521-1,049)

Most Three-Point Field Goals

Game: 21 vs. Troy St., 12/10/96
 Season: **361, 1995
 SEC Game: 17 vs. Auburn, 1/15/95;
 vs. Auburn, 2/21/98
 SEC Season: 143, 1995

Most Three-Point Field Goals Attempted

Game: 54 vs. North Texas, 12/30/98
 Season: 917, 1995
 SEC Game: 38 vs. Ole Miss, 3/4/09
 SEC Season: 391, 2002

Best Three-Point Field Goal Percentage

Game: .667 vs. LSU (Min. 8 att.) (10-15),
 1/26/08; Prairie View A&M (8-12),
 12/18/04; Western Carolina
 (14-21), 12/7/98
 Season: .395 (210-532), 1993
 SEC Game: .667 vs. LSU (10-15), 1/26/08
 SEC Season: .400 (110-275), 1992

Most Free Throws

Game: 48 vs. Ole Miss, 1/17/04
 Season: 713, 1991
 SEC Game: 48 vs. Ole Miss, 1/17/04
 SEC Season: 300, 1992

Most Free Throws Attempted

Game: 65 vs. TCU, 3/1/55
 Season: 975, 1991
 SEC Game: 53 vs. Ole Miss, 1/17/04
 SEC Season: 400, 1992

Best Free-Throw Percentage


Game: 1.000 vs. Texas Tech (12 of 12),
 1/8/66; 1.000 vs. Centenary (12-12),
 1/9/75; 1,000 vs. S. Carolina
 (1-1), 2001
 Season: .776, 1962 (502-646)
 SEC Game: .941 vs. LSU (16-17), 2/12/05
 SEC Season: .750 (300 of 400), 1992

Most Rebounds

Game: 77 vs. Jackson St., 11/22/02
 Season: 1,540, 1991
 SEC Game: 61 vs. Ole Miss, 1/18/92
 SEC Season: 616, 1994

Best Rebound Average

Season: 52.0, 1974
 SEC Season: 38.5, 1994



Stef Welsh and the Hogs hit 37 shots against Georgia in 2009, matching the eighth-best game total ever for Arkansas against an SEC opponent.

Steals

Game: 26 vs. La.-Monroe, 11/25/00
 Season: *467, 1991
 SEC Game: 21 vs. Mississippi St., 1/15/92
 SEC Season: 185, 1992

Assists

Game: 47 vs. U.S. International, 12/9/89
 Season: 819, 1991
 SEC Game: 32 vs. Mississippi St., 2/20/93
 SEC Season: 299, 1993

Blocked Shots

Game: 18 vs. Missouri, 12/5/95
 Season: 229, 1991
 SEC Game: 10 vs. Ole Miss, 2/17/07;
 Alabama 1/6/07; Ole Miss,
 1/25/06; Alabama, 1/21/06;
 Georgia, 2/15/97; Alabama,
 1/19/00
 SEC Season: 98, 2007

Personal Fouls

Game: 38 vs. Missouri, 12/3/60
 Season: 789, 1995
 SEC Game: 33 vs. Ole Miss, 1/9/99
 SEC Season: 364, 1993

Turnovers

Game: 32 vs. Providence, 11/16/07;
 Grambling, 11/28/86
 Season: 633, 1995
 SEC Game: 28 vs. Auburn, 2/5/00
 SEC Season: 258, 2003
 * Led the NCAA || ** All-Time NCAA Record

GAMES

Season	Games
1. *39	1994-95 (32-7)
2. 38	1990-91 (34-4)
3. 35	2007-08 (23-12)
	35 2006-07 (21-14)
	35 1989-90 (30-5)
	35 1984-85 (22-13)
7. 34	1993-94 (31-3)
	34 1991-92 (26-8)
	34 1998-99 (23-11)
	34 1999-2000 (19-15)

* Led the NCAA

SEC Season

1. 16	19 Times
-------	----------

WINS

Season

1. *34	1990-91 (4 loss)
2. 32	1994-95 (7 loss)
	32 1977-78 (4 loss)
4. 31	1993-94 (3 loss)
5. 30	1989-90 (5 loss)
6. 26	1991-92 (8 loss)
	26 1982-83 (4 loss)
	26 1976-77 (2 loss)
9. 25	1988-89 (7 loss)
	25 1983-84 (7 loss)
	25 1978-79 (5 loss)

* Led the NCAA

SEC Season

1. 14	1994 (2 loss)
2. 13	1992 (3 loss)
3. 12	1995 (4 loss)
4. 11	1998 (5 loss)
5. 10	2006 (6 loss)
	10 2001 (6 loss)
	10 1993 (6 loss)
8. 9	2008 (7 loss)
	9 1999 (7 loss)
	9 1996 (7 loss)

LOSSES

Season

1. 21	1970-71 (5 wins)
2. 19	2002-03 (9 wins)
3. 19	1969-70 (5 wins)
4. 18	2009-10 (14 wins)
	18 1971-72 (8 wins)
6. 17	1966-67 (6 wins)
7. 16	2008-09 (14 wins)
	16 2003-04 (12 wins)
	16 1973-74 (10 wins)
	16 1985-86 (12 wins)

SEC Season

1. 14	2009 (2 wins)
2. 12	2004 (4 wins)
	12 2003 (4 wins)
4. 10	2005 (6 wins)
	10 2002 (6 wins)
6. 9	2010 (7 wins)
	9 2007 (7 wins)
	9 2000 (7 wins)
9. 8	1997 (8 wins)
10. 7	2008 (9 wins)
	7 1999 (9 wins)
	7 1996 (9 wins)

WINNING PERCENTAGE

Season

1. .950	1928-29 (19-1)
	.950 1927-28 (19-1)
3. .929	1976-77 (26-2)
4. .920	1925-26 (23-2)
5. .912	1993-94 (31-3)
6. .895	1990-91 (34-4)
7. .889	1935-36 (24-3)
	.889 1977-78 (32-4)
9. .875	1926-27 (14-2)
10. .870	1940-41 (20-3)

SEC Season

1. .875	1994 (14-2)
2. .813	1992 (13-3)
3. .750	1995 (12-4)
4. .688	1998 (11-5)
5. .625	2006 (10-6)
	.625 2001 (10-6)
	.625 1993 (10-6)
8. .563	2008 (9-7)
	.563 1999 (9-7)
	.563 1996 (9-7)



POINTS

Table with 2 columns: Rank, Points vs. Opponent (Year). Includes records like 166 vs. U.S. International (101), 12/9/89.

Season

Table with 2 columns: Rank, Points (Games) for seasons 1990-91 to 1998-99.

* Led the NCAA || # SEC Record

SEC Game

Table with 2 columns: Rank, Points vs. Opponent (Year) for SEC games.

SEC Season

Table with 2 columns: Rank, Points (Games) for SEC seasons.

SCORING AVERAGE

Table with 2 columns: Rank, Scoring Average (Points - Games) for seasons.

Led the SEC

SEC Season

Table with 2 columns: Rank, Scoring Average (Points - Games) for SEC seasons.

FIELD GOALS MADE

Table with 2 columns: Rank, Field Goals Made vs. Opponent (Year).

Table with 2 columns: Rank, Field Goals Made vs. Opponent (Year).

Season

Table with 2 columns: Rank, Field Goals Made (Attempts) for seasons.

SEC Game

Table with 2 columns: Rank, Field Goals Made vs. Opponent (Year) for SEC games.

SEC Season

Table with 2 columns: Rank, Field Goals Made (Attempts) for SEC seasons.

FIELD GOALS ATTEMPTED

Table with 2 columns: Rank, Field Goals Attempted vs. Opponent (Year).



Arkansas led the nation in field goal percentage at .546 in 1978, and Sidney Moncrief led the team that year at .590 (209-354).

Table with 2 columns: Rank, Field Goals Made vs. Opponent (Year).

Season

Table with 2 columns: Rank, Field Goals Made (Attempts) for seasons.

SEC Game

Table with 2 columns: Rank, Field Goals Made vs. Opponent (Year) for SEC games.

SEC Season

Table with 2 columns: Rank, Field Goals Made (Attempts) for SEC seasons.

FIELD-GOAL PERCENTAGE

Table with 2 columns: Rank, Field-Goal Percentage vs. Opponent (Year).

Season

Table with 2 columns: Rank, Field-Goal Percentage (Attempts) for seasons.

* Led the NCAA

SEC Game

Table with 2 columns: Rank, Field-Goal Percentage vs. Opponent (Year) for SEC games.

RAZORBACKS

COACHES

PLAYERS

09-10 SEASON

HISTORY

RECORDS

MEDIA

UNIVERSITY

TEAM RECORDS



RAZORBACKS

SEC Season

1.	.497	1993 (521-1,049)
2.	.492	1992 (529-1,075)
3.	.474	1994 (502-1,058)
4.	.466	2007 (404-867)
5.	.453	2006 (416-918)
6.	.448	1995 (469-1,048)
7.	.443	1998 (472-1,065)
8.	.434	1996 (443-1,021)
9.	.430	2010 (414-962)
10.	.429	1999 (432-1,006)

THREE-POINT FIELD GOALS

Game

1.	#21	vs. Troy State (37 attempts), 12/10/96
2.	20	vs. Texas Southern (36 attempts), 1994
3.	19	vs. North Texas (54 attempts), 1999
3.	19	vs. Montevallo (36 attempts), 1994
5.	18	vs. Delaware St. (45 attempts), 1994
6.	17	vs. Auburn (28 attempts), 1998
6.	17	vs. Auburn (36 attempts), 1995
8.	16	vs. Alcorn St. (30 attempts), 11/13/10
16		vs. Louisville (36 attempts), 1998
16		vs. Missouri (25 attempts), 1994

SEC Record

Season

1.	**361	1994-95 (917 attempts)
2.	301	1993-94 (777 attempts)
3.	296	1998-99 (808 attempts)
4.	292	1999-00 (832 attempts)
5.	274	1996-97 (736 attempts)
6.	273	2000-01 (741 attempts)
7.	242	1990-91 (633 attempts)
8.	237	1997-98 (671 attempts)
9.	232	2001-02 (694 attempts)
10.	212	2006-07 (613 attempts)

** All-Time NCAA Record

SEC Game

1.	17	vs. Auburn (28 attempts), 1998
17		vs. Auburn (36 attempts), 1995
3.	14	vs. Ole Miss (38 attempts), 3/4/09
14		vs. Vanderbilt (25 attempts), 1995
14		vs. LSU (34 attempts), 1994
6.	13	at Miss. St. (28 attempts), 2/27/02
13		at LSU (31 attempts), 1/13/02
13		vs. LSU (24 attempts), 2/17/01
13		vs. Georgia (26 attempts), 3/3/01
13		vs. LSU (23 attempts), 1992
13		vs. Alabama (31 attempts), 1994
13		vs. LSU (36 attempts), 1999

SEC Season


1.	143	1995 (364 attempts)
2.	135	2002 (391 attempts)
3.	133	2001 (366 attempts)
133		2000 (369 attempts)
5.	130	1997 (377 attempts)
6.	118	1999 (345 attempts)
7.	117	1994 (340 attempts)
8.	115	1998 (302 attempts)
9.	113	2008 (306 attempts)
10.	110	1992 (275 attempts)

THREE-POINT FIELD GOAL ATTEMPTS

Game

1.	#54	vs. North Texas (19 made), 1999
2.	45	vs. Delaware St. (18 made), 1994
3.	38	vs. Ole Miss (14 made), 3/4/09
38		vs. Texas-Arlington (14 made), 2000
38		vs. Montevallo (14 made), 1995
6.	37	vs. UNT (10 made), 12/5/01
37		vs. Iowa (12 made), 1999
37		vs. Troy St. (21 made), 1997
9.	36	vs. Centenary (15 made), 11/28/00
36		vs. LSU (13 made), 1999
36		vs. Louisville (16 made), 1998
36		vs. Auburn (17 made), 1995
36		vs. Texas Southern (20 made), 1994
36		vs. Montevallo (19 made), 1994

SEC Record



Marcus Britt hit two threes against Ole Miss in 2009 and Arkansas made 14 as a team, which ties for the third-best school mark against an SEC opponent.

Season

1.	#917	1994-95 (361 made)
2.	832	1999-00 (292 made)
3.	808	1998-99 (296 made)
4.	777	1993-94 (301 made)
5.	741	2000-01 (273 made)
6.	736	1996-97 (274 made)
7.	694	2001-02 (232 made)
8.	671	1997-98 (237 made)
9.	633	1990-91 (242 made)
10.	613	2006-07 (212 made)

SEC Record

SEC Game

1.	38	vs. Ole Miss (14 made), 3/4/09
2.	36	vs. LSU (13 made), 1999
36		vs. Auburn (17 made), 1995
4.	35	vs. Vanderbilt (11 made), 1997
5.	34	vs. LSU (14 made), 1994
6.	32	vs. LSU (11 made), 2000
7.	31	at LSU (13 made), 1/13/02
31		vs. Alabama (13 made), 1994
9.	30	at Alabama (11 made), 1/30/02
30		vs. Auburn (12 made), 1999
30		vs. LSU (11 made), 1995
30		vs. Kentucky (9 made), 1998
30		vs. Tennessee (9 made), 1993

SEC Season

1.	391	2002 (135 made)
2.	377	1997 (130 made)
3.	369	2000 (133 made)
4.	366	2001 (133 made)
5.	364	1995 (143 made)
6.	356	2009 (108 made)
7.	345	1999 (118 made)
8.	340	1994 (117 made)
9.	330	2004 (98 made)
10.	316	2003 (99 made)

THREE-POINT FIELD GOAL PERCENTAGE

Game (Minimum 8 Attempts)

1.	.667	vs. LSU (10-15), 1/26/08
		vs. Prairie View A&M (8-12), 12/18/04
		vs. Western Carolina (14-21), 1999
4.	.650	vs. Hartford (13-20), 12/23/04
5.	.647	vs. Winthrop (11-17), 11/19/04
6.	.640	vs. Missouri (16-25), 1994
7.	.625	vs. Michigan St. (5-8), 1996
.625		vs. Bethune-Cookman (10-16), 1992
.625		vs. Auburn (10-16), 1992
.625		vs. Florida St. (10-16), 1991

Season (Minimum 320 Attempts)

1.	.395	1992-93 (210-532)
2.	#.394	1994-95 (361-917)
.394		1989-90 (197-500)
4.	.387	1993-94 (301-777)
5.	.382	1990-91 (242-633)
6.	.374	1991-92 (193-516)
7.	.372	2004-05 (182-489)
.372		1996-97 (274-736)
8.	.368	2000-01 (273-741)
9.	.366	1998-99 (296-808)
10.	.363	1987-88 (119-328)

Led the SEC

SEC Game (Minimum 8 Attempts)

1.	.667	vs. LSU (10-15), 1/26/08
2.	.625	vs. Auburn (10-16), 1992
3.	.607	vs. Auburn (17-28), 1998
4.	.600	vs. South Carolina (12-20), 1998
5.	.588	vs. Mississippi St. (10-17), 2000
6.	.571	vs. Auburn (8-14), 1993
7.	.565	vs. LSU (13-23), 1992
8.	.563	vs. Vanderbilt (13-18), 3/1/08
.563		vs. Kentucky (9-16), 1/29/06
.563		vs. Alabama (9-16), 2/5/03
.563		vs. Mississippi St. (9-16), 1993

SEC Season (Minimum 250 Attempts)

1.	.400	1992 (110-275)
2.	.393	1995 (143-364)
3.	.387	1993 (108-279)
4.	.381	1998 (115-302)
5.	.369	2008 (113-306)
6.	.363	2001 (133-366)
7.	.360	2000 (133-364)
8.	.354	2007 (95-268)
9.	.345	2002 (135-391)
.345		1997 (130-377)

FREE THROWS MADE

Game

1.	48	vs. Ole Miss, 1/17/04
2.	46	vs. TCU, 1955
3.	41	vs. Kentucky, 1992
41		vs. Rice, 1972

Season

1.	713	1990-91 (975 attempts)
2.	690	1989-90 (942 attempts)
3.	621	1971-72 (882 attempts)
4.	616	1986-87 (892 attempts)
5.	609	1994-95 (902 attempts)
6.	604	1991-92 (815 attempts)
7.	587	1988-89 (868 attempts)
8.	585	1977-78 (781 attempts)
9.	583	1970-71 (820 attempts)
10.	567	1993-94 (834 attempts)

SEC Game

1.	48	vs. Ole Miss (53 attempts), 1/17/04
2.	41	vs. Kentucky (49 attempts), 1992
3.	32	vs. Auburn (39 attempts), 1992
32		vs. Ole Miss (41 attempts), 1994
32		vs. Ole Miss (45 attempts), 1995
6.	30	vs. Ole Miss (39 attempts), 1992
30		vs. Kentucky (40 attempts), 1993
8.	29	vs. Ole Miss (40 attempts), 2/15/06
9.	28	vs. Alabama (35 attempts), 1/29/09
28		vs. Ole Miss (42 attempts), 1993

SEC Season

1.	300	1992 (400 attempts)
2.	281	1995 (395 attempts)
3.	269	1994 (386 attempts)
4.	258	1993 (369 attempts)
5.	250	2010 (357 attempts)
6.	248	2006 (359 attempts)
7.	234	1998 (353 attempts)
8.	225	1996 (352 attempts)
9.	217	2007 (309 attempts)
10.	212	2001 (302 attempts)

COACHES

PLAYERS

09-10 SEASON

HISTORY

RECORDS

MEDIA

UNIVERSITY



FREE THROWS ATTEMPTED

Game table with columns for game number, attempts, and opponent/year.

Season table with columns for season number, attempts, and years.

SEC Game table with columns for game number, attempts, and opponent/year.

SEC Season table with columns for season number, attempts, and years.

FREE-THROW PERCENTAGE

Game (Minimum 10 Attempts) table with columns for game number, percentage, and opponent/year.

Season (Minimum 450 Attempts) table with columns for season number, percentage, and years.

Led the SEC

SEC Game (Minimum 12 Attempts) table with columns for game number, percentage, and opponent/year.

SEC Season (Minimum 250 Attempts) table with columns for season number, percentage, and years.


REBOUNDING

Game table with columns for game number, rebounds, and opponent/year.

Season table with columns for season number, rebounds, and years.

SEC Game table with columns for game number, rebounds, and opponent/year.

SEC Season table with columns for season number, rebounds, and years.



Michael Sanchez made five free throws against Alabama in 2009 and the Razorbacks made 28 as a team, matching the ninth-best mark in school history for an SEC game.

Table with 3 columns: game number, attempts, and opponent/year.

REBOUNDING AVERAGE

Season table with columns for season number, average, and years.

Led the SEC

SEC Season table with columns for season number, average, and years.

STEALS

Game table with columns for game number, steals, and opponent/year.

Season table with columns for season number, steals, and years.

* Led the NCAA || # Led the SEC

SEC Game table with columns for game number, steals, and opponent/year.

SEC Season table with columns for season number, steals, and years.

RAZORBACKS

COACHES

PLAYERS

09-10 SEASON

HISTORY

RECORDS

MEDIA

UNIVERSITY

TEAM RECORDS



RAZORBACKS

8. 152 1997 (16 games)
9. 147 1994 (16 games)
10. 146 2002 (16 games)

ASSISTS

Game	
1.	47 vs. U.S. International, 12/9/89
2.	#40 vs. Troy St., 12/10/96
3.	35 vs. Montevallo, 1994
4.	32 vs. Jackson St., 1997
	32 vs. Texas Southern, 1994
	32 vs. Mississippi St., 1993
	32 vs. Quincy College, 1992
	32 vs. Bethune-Cookman, 1992
	32 vs. Georgia St., 1991
10.	31 vs. Centenary, 1995
	31 vs. Tulsa, 1994
	31 vs. Jackson St., 1993

SEC Record

Season	
1.	819 1990-91 (38 games)
2.	*721 1994-95 (39 games)
3.	*687 1993-94 (34 games)
4.	674 1991-92 (34 games)
5.	667 1989-90 (35 games)
6.	582 1992-93 (31 games)
7.	570 1988-89 (32 games)
8.	563 1998-99 (33 games)
9.	526 1997-98 (33 games)
10.	521 2006-07 (35 games)

* Led the NCAA

SEC Game	
1.	32 vs. Mississippi St., 1993
2.	27 vs. Auburn, 1999
3.	26 vs. LSU, 1999
	26 vs. LSU, 1995
5.	25 vs. Alabama, 1/6/07
	25 vs. Auburn, 1995
	25 vs. South Carolina, 1992
8.	24 vs. Tennessee 2/25/06
	24 vs. Kentucky, 1993
	24 vs. Alabama, 1992

SEC Season	
1.	299 1993 (16 games)
2.	292 1994 (16 games)
	292 1992 (16 games)
4.	264 1995 (16 games)
5.	245 2007 (16 games)
	245 1998 (16 games)
7.	236 1999 (16 games)
8.	230 1996 (16 games)
9.	229 2002 (16 games)
10.	228 2008 (16 games)
	228 1997 (16 games)

BLOCKED SHOTS

Game	
1.	#18 vs. Missouri, 1996
2.	16 vs. Texas, 1990
3.	15 vs. South Alabama, 1991
4.	14 vs. Stephen F. Austin St., 11/18/06
	14 vs. Louisiana Tech, 1991
6.	13 vs. Prairie View A&M, 12/18/04
	vs. Alabama St., 1998

SEC Record

Season	
1.	229 1990-91 (38 games)
2.	221 2006-07 (35 games)
3.	194 2005-06 (32 games)
4.	182 2007-08 (35 games)
5.	172 1989-90 (35 games)
6.	170 1991-92 (34 games)
7.	158 1997-98 (33 games)
8.	156 2004-05 (30 games)
	147 1988-89 (32 games)
	147 1995-96 (33 games)
	147 1998-99 (34 games)
	147 1977-78 (36 games)

COACHES

PLAYERS


09 - 10 SEASON

HISTORY

RECORDS

MEDIA

UNIVERSITY



Jannero Pargo had seven steals against Louisiana-Monroe in 2001 when Arkansas set a single-game record with 26.

SEC Game	
1.	10 vs. Ole Miss, 1/13/07
	10 vs. Alabama, 1/6/07
	10 vs. Alabama, 2/21/06
	10 vs. Ole Miss, 1/25/06
	10 vs. Alabama, 1/19/00
	10 vs. Georgia, 1997
7.	9 vs. Tennessee, 1998
	9 vs. LSU, 1998
	9 vs. Florida, 1996
	9 vs. Ole Miss, 1995
	9 vs. Florida, 1992

SEC Season	
1.	98 2007 (16 games)
2.	88 2006 (16 games)
3.	79 2008 (16 games)
4.	78 1998 (16 games)
5.	76 2001 (16 games)
6.	71 1992 (16 games)
7.	65 1999 (16 games)
8.	63 2010 (16 games)
9.	60 2005 (16 games)
	59 1995 (16 games)

PERSONAL FOULS

Game	
1.	38 vs. Missouri, 1961
2.	37 vs. SMU, 1952
3.	36 vs. TCU, 1976
4.	35 vs. South Carolina, 3/11/04
	35 at Illinois, 12/8/01
	35 vs. Cincinnati, 1996
	35 vs. Rice, 1957
8.	33 vs. Ole Miss, 1999
	33 vs. Texas, 1991
10.	32 vs. Ole Miss, 2/2/00
	32 vs. Vanderbilt, 1993
	32 vs. Florida St., 1990

Season	
1.	789 1994-95 (39 games)
2.	775 1990-91 (38 games)
3.	728 1986-87 (33 games)
4.	708 1993-94 (34 games)
5.	707 1992-93 (31 games)
6.	705 1999-2000 (34 games)
7.	688 1989-90 (35 games)

8. 683 1984-85 (35 games)
9. 680 1997-98 (33 games)
10. 678 1995-96 (33 games)

SEC Game

1.	33 vs. Ole Miss, 1999
2.	32 at Mississippi St., 2/27/02
3.	32 vs. Ole Miss, 2/2/00
	32 vs. Vanderbilt, 1993
5.	30 vs. Ole Miss, 1/31/01
	30 vs. Alabama, 1/19/00
	30 vs. LSU, 2000 1/26/00
	30 vs. Alabama, 1993
9.	29 at Alabama, 1/30/02
	29 vs. Florida, 1/26/02

SEC Season

1.	364 1993 (16 games)
2.	361 2002 (16 games)
3.	350 1998 (16 games)
4.	347 1994 (16 games)
5.	345 2000 (16 games)
6.	338 2003 (16 games)
7.	334 1996 (16 games)
8.	333 1999 (16 games)
9.	332 2001 (16 games)
10.	324 1997 (16 games)

TURNOVERS

Game	
1.	32 vs. Providence, 11/16/07
	32 vs. Grambling, 1987
3.	31 vs. Alcorn St., 1996
4.	29 vs. Missouri, 1997
	29 vs. Mercer, 1983
	29 vs. Southern Miss., 1981
7.	28 vs. Auburn, 2/5/00
	28 vs. Cincinnati, 1996
	28 vs. Southeast Missouri St., 1993
10.	27 vs. Jackson St., 11/22/02
	27 vs. LSU, 2/17/01
	27 vs. McNeese St., 1997
	27 vs. Jackson St., 1994

Season	
1.	633 1994-95 (39 games)
2.	575 1990-91 (38 games)
3.	563 1986-87 (33 games)
4.	560 1977-78 (36 games)
5.	558 1995-96 (33 games)
	548 1997-98 (33 games)
7.	539 1993-94 (34 games)
8.	538 1984-85 (35 games)
9.	532 2006-07 (35 games)
10.	531 2007-08 (35 games)

SEC Game

1.	28 vs. Auburn, 2/5/00
2.	27 vs. LSU, 2/17/01
3.	25 at South Carolina, 2/21/09
	25 vs. Alabama, 1998
	25 vs. Ole Miss, 1997
	25 vs. Kentucky, 1997
7.	24 vs. Tennessee, 2/24/07
	24 at Auburn, 3/5/05
	24 at Ole Miss, 1/25/03
	24 vs. Ole Miss, 1997
	24 vs. Kentucky, 1996
	24 vs. Ole Miss, 1994

SEC Season	
1.	258 2003 (16 games)
2.	256 2007 (16 games)
3.	252 1998 (16 games)
4.	251 2001 (16 games)
5.	248 1995 (16 games)
6.	244 1996 (16 games)
7.	241 1994 (16 games)
8.	239 1997 (16 games)
9.	236 1999 (16 games)
10.	233 2000 (16 games)



Season	'49-50	'50-51	'51-52	'52-53	'53-54	'54-55	'55-56	'56-57	'57-58	'58-59	'59-60	'60-61	'61-62	'62-63	'63-64	'64-65	'65-66	'66-67	'67-68	'68-69	'69-70
Games	24	24	24	21	23	24	24	24	27	24	24	23	24	24	23	23	23	23	24	24	24
RAZORBACKS																					
Tot. Pts.	1139	1122	1187	1382	1496	1727	1616	755	1628	1491	1706	1738	1730	1734	1675	1730	1727	1388	1716	1601	1724
Avg. Pts.	47.4	46.8	49.4	65.8	65.0	72.0	67.3	62.9	60.3	62.1	71.1	75.6	72.1	72.3	72.4	75.2	75.1	60.3	71.5	66.7	71.8
FG	425	408	435	484	505	565	571	541	625	571	599	655	614	650	647	649	658	530	638	621	699
FGA	NA	1312	1331	1558	1605	1579	1642	1749	1835	1572	1559	1497	1576	1556	1560	1471	1509	1188	1436	1415	1597
FG Pct.	NA	.345	.326	.311	.314	.358	.347	.309	.341	.363	.384	.437	.390	.418	.415	.441	.436	.446	.444	.439	.438
3-Pt. FG	--	--	--	--	--	--	--	--	--	--	--	--	--	--	--	--	--	--	--	--	--
3-Pt. Att.	--	--	--	--	--	--	--	--	--	--	--	--	--	--	--	--	--	--	--	--	--
3-Pt. Pct.	--	--	--	--	--	--	--	--	--	--	--	--	--	--	--	--	--	--	--	--	--
FT	289	306	317	414	486	597	474	469	378	349	508	428	502	434	381	432	411	328	440	359	334
FTA	525	492	547	656	755	867	715	717	598	538	684	574	647	582	524	578	548	457	597	539	488
FT Pct.	.550	.622	.579	.632	.643	.689	.663	.654	.632	.648	.743	.745	.776	.746	.727	.747	.750	.718	.737	.666	.700
Rebounds	--	--	--	924	872	1050	1147	1225	1228	1095	1117	1043	1092	1056	999	954	1010	746	952	916	934
Reb. Avg.	--	--	--	44.0	37.9	43.8	47.8	51.0	45.5	45.6	46.5	45.3	45.5	44.0	43.4	41.5	43.9	32.4	39.7	38.2	38.9
Assists	--	--	--	--	--	--	--	--	--	--	--	--	--	--	--	--	--	--	--	--	--
Steals	--	--	--	--	--	--	--	--	--	--	--	--	--	--	--	--	--	--	--	--	--
Blocks	--	--	--	--	--	--	--	--	--	--	--	--	--	--	--	--	--	--	--	--	--
Turnovers	--	--	--	--	--	--	--	--	--	--	--	--	--	--	--	--	--	--	--	--	--
Fouls	492	516	577	518	618	517	376	483	530	444	486	476	535	507	520	455	434	383	481	470	465
OPPONENTS																					
Season	'49-50	'50-51	'51-52	'52-53	'53-54	'54-55	'55-56	'56-57	'57-58	'58-59	'59-60	'60-61	'61-62	'62-63	'63-64	'64-65	'65-66	'66-67	'67-68	'68-69	'69-70
Tot. Pts.	1171	1101	1275	1322	1432	1715	1551	788	1580	1535	1676	1597	1665	1686	1732	1725	1631	1511	1760	1600	1836
Avg. Pts.	48.8	45.8	53.1	62.9	62.3	71.4	64.6	65.6	58.5	63.9	69.8	69.5	69.4	70.3	75.3	75.0	71.0	65.7	73.3	66.7	76.5
FG	405	376	460	401	414	548	558	528	532	568	593	570	578	597	620	652	611	578	641	578	693
FGA	NA	1199	1363	1187	1269	1463	1478	1364	1500	1425	1482	1347	1430	1460	1448	1446	1407	1251	1468	1260	1540
FG Pct.	NA	.314	.336	.337	.326	.374	.377	.387	.354	.398	.400	.423	.404	.409	.428	.451	.434	.462	.443	.459	.450
3-Pt. FG	--	--	--	--	--	--	--	--	--	--	--	--	--	--	--	--	--	--	--	--	--
3-Pt. Att.	--	--	--	--	--	--	--	--	--	--	--	--	--	--	--	--	--	--	--	--	--
3-Pt. Pct.	--	--	--	--	--	--	--	--	--	--	--	--	--	--	--	--	--	--	--	--	--
FT	361	349	355	520	604	619	435	523	516	399	490	457	509	492	492	421	409	355	458	444	440
FTA	589	561	571	796	953	889	633	793	753	591	703	666	716	700	696	602	573	495	639	625	610
FT Pct.	.613	.622	.622	.653	.634	.695	.687	.659	.685	.675	.697	.686	.712	.703	.707	.699	.714	.717	.717	.710	.738
Rebounds	--	--	--	803	844	939	1012	1051	1090	1031	1064	931	1035	1089	1086	975	1014	838	979	879	1109
Reb. Avg.	--	--	--	38.2	36.7	39.1	42.2	43.8	40.4	43.0	44.3	40.5	43.1	45.4	47.2	42.4	44.1	34.9	40.8	36.6	46.2
Assists	--	--	--	--	--	--	--	--	--	--	--	--	--	--	--	--	--	--	--	--	--
Steals	--	--	--	--	--	--	--	--	--	--	--	--	--	--	--	--	--	--	--	--	--
Blocks	--	--	--	--	--	--	--	--	--	--	--	--	--	--	--	--	--	--	--	--	--
Turnovers	--	--	--	--	--	--	--	--	--	--	--	--	--	--	--	--	--	--	--	--	--
Fouls	460	491	513	438	500	508	432	430	458	406	478	400	482	424	413	428	438	384	467	425	391

RAZORBACKS

COACHES

PLAYERS

09-10 SEASON

HISTORY

RECORDS

MEDIA

UNIVERSITY

TEAM COMPARISONS



RAZORBACKS

COACHES

PLAYERS

09-10 SEASON

HISTORY

RECORDS

MEDIA

UNIVERSITY

Season	'70-71	'71-72	'72-73	'73-74	'74-75	'75-76	'76-77	'77-78	'78-79	'79-80	'80-81	'81-82	'82-83	'83-84	'84-85	'85-86	'86-87	'87-88	'88-89	'89-90	'90-91
Games	26	26	26	26	26	28	28	36	30	29	32	29	30	32	35	28	33	30	32	35	38
RAZORBACKS																					
Tot. Pts.	2245	2301	2173	2212	1911	2239	2073	2705	2238	1938	2199	2054	2171	2154	2284	1955	2578	2264	2870	3345	*3783
Avg. Pts.	86.3	88.5	83.5	85.1	73.5	80.0	74.0	75.1	74.6	66.8	68.7	70.8	72.4	67.3	65.3	69.8	78.1	75.5	89.7	95.6	99.6
FG	831	840	850	913	807	910	849	1060	849	750	850	806	833	831	899	754	908	839	1071	1229	1414
FGA	1754	1830	1749	2014	1524	1715	1558	1943	1587	1486	1629	1510	1586	1547	1744	1644	1997	1734	2172	2440	2820
FG Pct.	.474	.459	.486	.453	.530	.531	*.545	*.546	.535	.505	.522	.534	.525	.537	.515	.459	.455	.484	.493	.504	.501
3-Pt. FG	--	--	--	--	--	--	--	--	--	--	--	--	--	--	--	--	146	119	141	197	242
3-Pt. Att.	--	--	--	--	--	--	--	--	--	--	--	--	--	--	--	--	410	328	387	500	633
3-Pt. Pct.	--	--	--	--	--	--	--	--	--	--	--	--	--	--	--	--	.356	.363	.354	.394	.382
FT	583	621	473	383	297	419	375	585	540	438	499	442	505	492	486	447	616	467	587	690	713
FTA	820	882	689	557	417	581	577	781	753	610	722	657	799	732	750	673	892	696	868	942	975
FT Pct.	.711	.704	.687	.688	.712	.721	.650	.749	.717	.718	.691	.673	.632	.672	.648	.664	.691	.671	.676	.732	.731
Rebounds	1091	1236	1193	1352	931	1118	1031	1242	1133	895	1021	862	998	992	1021	977	1261	1077	1231	1296	1540
Reb. Avg.	42.0	47.5	45.9	52.0	35.8	39.9	36.8	34.5	37.8	30.9	31.9	29.7	33.3	31.0	29.2	34.9	38.2	35.9	38.5	37.0	40.5
Assists	--	--	--	--	269	NA	270	425	404	340	386	448	385	463	518	361	434	407	570	667	819
Steals	--	--	--	--	NA	NA	169	245	143	194	249	247	277	236	232	198	313	271	372	388	*467
Blocks	--	--	--	--	--	--	--	147	97	76	95	64	38	55	67	114	142	139	147	172	229
Turnovers	--	--	--	--	NA	NA	438	560	459	404	479	431	519	525	538	431	563	433	463	455	575
Fouls	528	576	478	465	483	584	507	572	557	553	592	524	556	598	683	656	728	586	654	688	775
OPPONENTS																					
Season	'70-71	'71-72	'72-73	'73-74	'74-75	'75-76	'76-77	'77-78	'78-79	'79-80	'80-81	'81-82	'82-83	'83-84	'84-85	'85-86	'86-87	'87-88	'88-89	'89-90	'90-91
Tot. Pts.	2344	2328	2055	2315	1707	1901	1701	2218	1878	1745	1913	1770	1836	1886	2158	1983	2434	1946	2414	2792	3054
Avg. Pts.	90.2	89.5	79.0	89.0	65.7	67.9	60.8	61.6	62.6	60.2	59.8	61.0	61.2	58.9	61.7	70.8	73.8	64.9	75.4	79.8	80.4
FG	927	901	877	1023	693	771	707	942	757	678	767	724	765	752	845	739	886	693	875	1016	1146
FGA	1873	1861	1942	2162	1532	1698	1669	2195	1743	1442	1663	1519	1559	1557	1717	1580	2005	1626	1969	2252	2558
FG Pct.	.495	.484	.452	.473	.452	.454	.424	.429	.434	.470	.461	.477	.491	.483	.492	.468	.442	.426	.444	.451	.448
3-Pt. FG	--	--	--	--	--	--	--	--	--	--	--	--	--	--	--	--	106	136	150	190	184
3-Pt. Att.	--	--	--	--	--	--	--	--	--	--	--	--	--	--	--	--	314	338	442	472	511
3-Pt. Pct.	--	--	--	--	--	--	--	--	--	--	--	--	--	--	--	--	.338	.402	.339	.403	.360
FT	491	526	301	269	321	359	287	334	364	389	379	323	306	382	468	505	556	424	514	570	578
FTA	686	787	448	398	459	542	423	486	523	563	569	464	495	555	676	761	849	628	753	807	895
FT Pct.	.716	.668	.672	.676	.699	.662	.678	.687	.696	.691	.666	.696	.618	.688	.692	.664	.655	.675	.683	.706	.646
Rebounds	1210	1236	1128	1188	808	878	865	1109	884	839	928	852	820	784	962	1022	1279	989	1246	1399	1554
Reb. Avg.	46.6	47.5	43.4	45.7	31.1	31.4	30.9	30.8	29.5	28.9	29.0	29.4	27.3	24.5	27.5	36.5	38.8	33.0	38.9	40.0	40.9
Assists	--	--	--	--	195	NA	NA	358	300	285	339	310	345	379	450	403	500	358	505	536	592
Steals	--	--	--	--	NA	NA	NA	182	144	151	166	186	207	196	197	153	248	164	194	208	257
Blocks	--	--	--	--	--	--	--	60	52	62	80	68	92	78	82	71	64	57	76	88	91
Turnovers	--	--	--	--	NA	NA	NA	501	342	400	486	514	574	486	541	427	596	525	689	724	854
Fouls	630	620	694	544	482	569	543	724	679	605	661	586	676	692	723	612	743	630	725	739	769



RAZORBACKS

TEAM COMPARISONS

Season	'91-92	'92-93	'93-94	'94-95	'95-96	'96-97	'97-98	'98-99	'99-00	'00-01	'01-02	'02-03	'03-04	'04-05	'05-06	'06-07	'07-08	'08-09	'09-10
Games	34	31	34	39	33	32	33	34	34	31	29	28	28	30	32	35	35	30	32
RAZORBACKS																			
Tot. Pts.	3053	2695	3176	*3416	2560	2527	2716	2675	2529	2476	2171	1726	1928	2147	2359	2487	2593	2238	2391
Avg. Pts.	89.8	86.9	93.4	87.6	77.6	79.0	82.3	78.7	74.4	79.9	74.9	61.6	68.9	71.6	73.7	71.1	74.1	74.6	74.7
FG	1128	995	1154	1223	947	919	984	980	931	881	775	611	678	773	841	881	936	797	829
FGA	2275	2039	2363	2634	2143	2078	2208	2206	2168	1990	1777	1556	1629	1692	1837	1910	2001	1821	1859
FG Pct.	.496	.488	.488	.464	.442	.442	.446	.444	.429	.443	.436	.393	.416	.457	.458	.461	.468	.438	.446
3-Pt. FG	193	210	*301	*361	190	274	237	*296	292	273	232	170	180	182	179	212	207	202	201
3-Pt. Att.	516	532	777	917	586	736	671	808	832	741	694	548	573	489	533	613	607	608	579
3-Pt. Pct.	.374	.395	.387	.394	.324	.372	.353	.366	.351	.368	.334	.310	.314	.372	.336	.346	.341	.332	.347
FT	604	495	567	609	476	415	511	419	375	441	389	334	392	419	498	513	514	442	532
FTA	815	721	834	902	763	611	788	632	622	639	598	548	577	632	720	730	758	679	782
FT Pct.	.741	.687	.680	.675	.624	.679	.648	.663	.603	.690	.651	.609	.679	.663	.692	.703	.678	.651	.680
Rebounds	1319	1065	1416	1528	1314	1155	1306	1266	1159	1100	930	1063	967	1022	1118	1234	1274	1129	1103
Reb. Avg.	38.8	34.4	41.6	39.2	39.8	36.1	39.6	37.2	34.1	35.5	32.1	38.0	34.5	34.1	34.9	35.3	36.4	37.6	34.5
Assists	674	582	*687	*721	501	509	526	563	458	476	445	275	363	435	495	521	505	390	440
Steals	358	352	352	*445	300	318	356	332	379	365	305	181	220	262	266	240	241	227	232
Blocks	170	97	129	129	147	124	158	147	120	124	99	99	108	156	194	221	182	86	130
Turnovers	500	451	539	633	558	494	548	494	494	451	413	467	386	427	428	532	531	419	439
Fouls	614	707	708	789	678	638	680	633	705	654	654	588	555	555	541	612	662	521	598
OPPONENTS																			
Season	'91-92	'92-93	'93-94	'94-95	'95-96	'96-97	'97-98	'98-99	'99-00	'00-01	'01-02	'02-03	'03-04	'04-05	'05-06	'06-07	'07-08	'08-09	'09-10
Tot. Pts.	2613	2403	2569	3115	2442	2281	2389	2443	2372	2132	2108	1863	1921	1885	2076	2311	2392	2213	2366
Avg. Pts.	76.9	77.5	75.6	79.9	74.0	71.3	72.4	71.9	69.8	68.8	72.7	66.5	68.6	62.8	64.9	66.0	68.3	73.8	73.9
FG	959	838	898	1094	832	801	844	858	799	712	676	618	664	653	752	826	838	796	825
FGA	2124	1856	2234	2503	2074	1886	2010	2056	1873	1763	1591	1475	1529	1591	1806	2009	1967	1791	1910
FG Pct.	.452	.452	.402	.437	.401	.425	.420	.417	.427	.404	.425	.419	.434	.410	.416	.411	.426	.444	.432
3-Pt. FG	233	190	217	312	219	194	220	250	206	180	190	160	180	162	212	225	228	244	233
3-Pt. Att.	519	510	732	858	696	568	619	705	570	590	570	482	531	524	558	683	680	661	626
3-Pt. Pct.	.409	.373	.296	.364	.315	.342	.355	.355	.361	.305	.333	.332	.339	.309	.380	.329	.335	.369	.372
FT	462	537	556	615	559	485	481	477	568	528	566	467	413	417	360	434	488	377	483
FTA	707	843	817	914	838	742	736	721	834	794	810	686	622	630	543	620	700	568	668
FT Pct.	.653	.637	.681	.673	.667	.654	.654	.662	.681	.665	.699	.681	.664	.662	.663	.700	.697	.664	.723
Rebounds	1196	1270	1377	1582	1362	1279	1325	1370	1374	1278	1182	911	1028	995	1111	1148	1127	1079	1187
Reb. Avg.	35.2	41.0	40.5	40.6	41.3	40.0	40.2	40.3	40.4	41.2	40.8	32.5	36.7	33.2	34.7	32.8	32.2	36.0	37.1
Assists	550	482	481	631	490	449	459	493	449	371	384	323	384	354	380	434	443	479	415
Steals	207	185	236	276	275	208	218	197	214	190	168	209	162	199	209	269	234	187	212
Blocks	119	86	101	128	109	78	112	111	97	106	91	109	93	81	120	117	138	150	148
Turnovers	645	680	725	785	650	663	749	618	720	666	571	372	463	508	536	487	517	455	469
Fouls	659	639	685	790	673	581	668	617	623	596	552	509	531	537	617	645	669	575	654

* Led NCAA | ** All-Time NCAA Record

RAZORBACKS

COACHES

PLAYERS

09-10 SEASON

HISTORY

RECORDS

MEDIA

UNIVERSITY



(Record: 123-5)

RAZORBACKS

COACHES

PLAYERS

09 - 10 SEASON

HISTORY

RECORDS

MEDIA

UNIVERSITY

Opponent	Result	Score	Year	Opponent	Result	Score	Year	Opponent	Result	Score	Year
U.S. International	W	166-101	12/9/89	Baylor	L	110-111	3/2/71	Jackson State	W	103-87	11/30/94
Troy State	W	137-70	12/10/96	Hardin Simmons	W	110-101	1/7/71	Tulsa	W	103-84	3/25/94
Montevallo	W	131-63	2/5/94	Florida State	W	109-92	1/21/91	Texas	W	103-96 (OT)	2/4/90
Baylor	W	131-109	2/29/72	Rice	W	109-80	3/9/91	South Alabama	W	103-71	1/2/89
Alcorn St.	W	130-68	11/13/09	Texas	W	109-100	1/25/90	Kansas	W	103-86	12/6/86
Texas Southern	W	129-63	12/28/93	Alabama-Birmingham	W	109-95	1/27/90	SMU	W	103-96	2/24/73
Bethune-Cookman	W	128-46	12/4/91	Southern Utah	W	109-76	1/24/89	Rice	W	103-95	2/5/72
Jackson State	W	126-88	12/29/89	TCU	W	109-99	2/19/74	Prairie View A&M	W	102-50	12/18/04
Jackson State	W	124-74	11/22/96	Bethune-Cookman	W	108-42	12/2/97	Alcorn State	W	102-59	12/28/99
Delaware State	W	123-66	12/11/93	LSU	W	108-105 (OT)	3/2/94	Texas-Arlington	W	102-95	11/22/99
Quincy College	W	123-60	1/2/91	Texas A&M	W	108-61	3/8/91	Tennessee	W	102-96	3/6/98
Jackson State	W	123-76	12/21/92	Rice	W	108-72	3/10/89	Alabama	W	102-81	2/16/94
Montevallo	W	122-64	2/25/95	Alabama State	W	108-65	12/15/82	Oregon	W	102-75	11/26/89
Grambling	W	121-66	12/30/00	TCU	W	108-65	2/10/79	Eastern New Mexico	W	102-55	12/30/75
Centenary	W	121-94	12/6/94	TCU	W	108-77	3/5/64	Rockhurst	W	102-72	12/9/71
Missouri	W	120-68	12/2/93	Portland State	W	107-69	11/18/05	Mississippi State	W	102-71	1953
Texas	W	120-89	3/10/91	Jackson State	W	107-78	11/22/00	Northern Arizona	W	101-75	3/12/96
Loyola-Marymount	W	120-101	3/16/89	Auburn	W	107-83	2/21/98	Iowa	W	101-92	12/30/94
Providence	W	118-79	1/23/99	Vanderbilt	W	107-70	11/14/90	Tulsa	W	101-87	12/23/92
Tulsa	W	118-69	2/25/89	Houston	W	107-79	3/5/89	Kentucky	W	101-94	2/10/93
Auburn	W	117-105	1/15/94	Pittsburg (Kan.) State	W	107-82	12/10/70	South Alabama	W	101-82	12/30/91
Georgia State	W	117-76	3/15/91	LSU	W	106-92	3/3/92	LSU	W	101-90	1/11/92
Delaware State	W	117-75	12/26/89	Baylor	W	106-74	2/26/91	South Alabama	W	101-91	12/11/90
Alcorn State	W	116-75	12/2/95	Morgan State	W	106-57	12/13/86	Texas	W	101-89	1/10/91
Northwestern (La.) State	W	115-47	12/20/00	Baylor	W	106-71	3/2/85	Alcorn State	W	101-55	12/15/87
Baylor	W	115-75	3/10/90	Rice	W	106-81	2/9/74	Sedalia (Mo.) AAB	W	101-73	1946
Mississippi State	W	115-58	2/20/93	LSU	W	105-81	1/31/95	Maryland-Eastern Shore	W	100-40	1/20/01
Northeastern Illinois	W	114-56	11/16/97	Kentucky	W	105-88	1/25/92	Texas A&M	W	100-84	1/20/90
Ole Miss	W	114-93	1/18/92	UNLV	L	105-112	2/10/91	Houston	W	100-89	1/22/90
Louisiana Tech	W	114-97	12/15/90	South Alabama	W	105-90	11/29/89	Texas Tech	W	100-77	2/7/90
Northeast Louisiana	W	114-92	12/31/90	Texas	W	105-82	2/8/89	North Texas	W	100-77	12/30/98
Texas A&M	W	114-100	2/21/90	Florida State	L	105-112 (OT)	1/18/89	Louisville	W	100-83	12/9/97
Texas Tech	W	113-86	1/12/91	Rice	W	105-79	3/3/73	Ole Miss	W	100-87	2/5/98
Texas A&M	W	113-88	1/23/91	Auburn	W	104-88	2/24/99	Ole Miss	W	100-83	3/7/92
Rice	W	113-108	3/4/72	Missouri	W	104-93	12/5/95	Rice	W	100-87	2/2/91
Kansas State	W	112-88	12/1/90	Alabama-Birmingham	W	104-72	1/30/91	Texas	W	100-76	3/12/89
Rice	W	112-87	2/27/88	Rice	W	104-80	3/3/90	TCU	W	100-60	2/11/89
Northwestern (La.) State	W	111-76	12/4/93	Missouri-St. Louis	W	104-78	1/6/73	Texas A&M	W	100-97 (20T)	2/24/87
Texas A&M	W	111-72	2/23/91	TCU	W	104-94	3/5/63	TCU	W	100-65	1/17/76
Rice	W	111-68	2/11/76	Rice	W	104-84	1/30/62	MacMurray (Ill.)	W	100-66	1/4/75
Auburn	W	110-92	1/4/91	Ole Miss	W	104-72	1953	Western Kentucky	L	100-102	12/3/73
Oklahoma	W	110-88	11/16/90	Alabama State	W	103-48	12/31/97	Texas A&M	W	100-89	1/22/72
				North Carolina A&T	W	103-49	11/30/95	Oklahoma	L	100-115	1/5/71

LARGEST WINNING MARGINS

Margin	Opponent	Score	Year
1. 82	Bethune-Cookman	128-46	12/4/91
2. 74	at Ozark Athletic Club	81-7	1925-26
3. 68	Northwestern (La.) St.	115-47	12/20/00
68	Montevallo	131-63	2/5/94
5. 67	Troy State	137-70	12/10/96
6. 66	Bethune-Cookman	108-42	12/2/97
66	Texas Southern	129-63	12/28/93
66	Baylor	94-28	1944-45
9. 65	U.S. International	166-101	12/9/89
10. 64	Sedalia AAB	101-37	1945-46
11. 63	Quincy College (PB)	123-60	1/2/92
12. 62	Alcorn St.	130-68	11/13/68
13. 61	Fort Smith High School Faculty	69-8	1923-24
14. 60	Maryland-Eastern Shore	100-40	1/2/01
60	Baylor	90-30	1944-45
16. 59	Texas A&M	80-21	1944-45
17. 58	Northeastern Illinois	114-56	11/16/97
58	Fort Smith National Guard	64-6	1925-26

LARGEST LOSING MARGINS

Margin	Opponent	Score	Year
1. 51	at Ole Miss	117-66	12/10/73
2. 40	at Mississippi State	79-39	1951-52
3. 38	Parks Clothiers AAU	66-28	1938-39
4. 37	at Kentucky	76-39	1948-49
5. 35	at Cincinnati	92-57	1/18/97
35	Cincinnati	97-62	1957-58
7. 34	at Baylor	110-76	1/24/70
8. 32	Pittsburgh (Honolulu, Hawaii)	114-82	12/29/86
9. 31	at Kentucky	101-70	1/23/10
31	North Carolina (Raleigh, N.C.)	108-77	3/23/08
31	at Pittsburg State	51-20	1929-30

LARGEST SEC WINNING MARGINS

Margin	Opponent	Score	Year
1. 57	Mississippi State	115-58	2/20/93
2. 36	Auburn	95-59	1/22/05
3. 35	LSU	87-52	2/10/10
4. 34	Mississippi State	98-64	1/21/97
5. 33	Auburn	75-42	2/11/97
6. 29	Alabama	87-58	1/20/01
7. 27	Alabama	88-61	1/6/07
8. 26	LSU	87-61	2/20/08
26	South Carolina	79-53	1/22/94
26	Ole Miss	87-61	1/5/94
11. 25	LSU	82-57	1/11/97
12. 24	Auburn	107-83	2/21/98
24	LSU	105-81	1/31/95
14. 23	Ole Miss	69-46	1/5/05
23	Tennessee	77-54	2/5/97
16. 22	Georgia	89-67	3/1/09
22	Auburn	74-52	2/4/04
22	LSU	86-64	1/27/99
22	at Ole Miss	85-63	2/27/93
20. 21	Alabama	102-81	2/16/94
21	at Ole Miss	114-93	1/18/92
21	Mississippi State	99-78	1/15/92
23. 20	Mississippi State	78-58	1/30/08
20	LSU	72-52	1/20/07
20	Auburn	84-64	2/11/06
20	at Georgia	74-54	1/12/00
20	Mississippi State	82-62	2/13/99
20	Alabama	73-53	2/26/97
20	Vanderbilt	91-71	2/12/92

LARGEST SEC LOSING MARGINS

Margin	Opponent	Score	Year
1. 31	at Kentucky	101-70	1/23/10
2. 30	at Mississippi St.	84-54	2/8/03
3. 29	vs. LSU (New Orleans, La.)	85-56	3/13/03
4. 25	at Mississippi St.	80-55	1/15/05
25	at Auburn	101-76	1/6/96
6. 24	at Mississippi St.	84-60	2/14/07
7. 22	vs. Auburn	73-51	1/24/09
22	at Tennessee	93-71	2/13/08
9. 21	at Alabama	88-67	2/25/09
21	at Georgia	71-50	1/31/04
21	at LSU	96-75	1/26/00
21	at Mississippi State	83-62	2/4/95



Jemal Farmer scored 28 points and added 12 rebounds in Arkansas' 130-68 win over Alcorn St., the Razorbacks' last 100-point game.



Marcus Britt had four steals and two assists in Arkansas' 2009 victory over No. 7 Texas, which gave The Razorbacks 21 all-time victories over teams ranked in the top 10.

INDIVIDUAL

Consecutive Games Started

96, Lee Mayberry (11/27/88; 2/23/91)

Most Games Played in a Career

139, Lee Mayberry (89-92)

Consecutive Free Throws Made

48, Rickey Medlock (12/21/74; 3/4/75, 20 games)

Consecutive Games with a 3-Point Field Goal

60, Pat Bradley (1997-98) (Also an SEC record)

Most Points in Consecutive Games

82, Martin Terry (35 at TCU, 2/20/73;

47 vs. SMU, 2/24/73)

Double-Doubles in a Career

42, Dean Tolson, 1972-74; 36, Joe Kleine,

1983-85; 34, Derek Hood, 1996-99

Double-Doubles in a Season

18, Derek Hood, 1999; 16, Dean Tolson,

1974; 15, Joe Kleine, 1984; 15, Dean

Tolson, 1973

Consecutive Double-Doubles:

9, Dean Tolson, Feb. 2-March 2, 1974; 6,

Derek Hood, Feb. 20-March 7, 1999

Triple-Doubles

Alvin Robertson, 23 points, 11 rebounds,

10 assists at Texas, 1/19/84 (W 70-66);

Courtney Fortson, 20 points, 10 rebounds,

11 assists vs. North Carolina Central,

12/10/08 (W 98-70)

TEAM

All-Time Record

1,501-840 (.641), 87 seasons

All-Time Conference Record

744-476 (.610)

All-Time SEC Record

158-146 (.520), 19 seasons

All-Time SWC Record

586-330 (.640), 68 seasons

All-Time Conference Tournament Record

43-28 (.606)

All-Time SEC Tournament Record

20-18 (.526)

All-Time SWC Tournament Record

23-10 (.697)

All-Time NCAA Tournament Record

40-29 (.578)

All-Time Record as a Ranked Team

378-101 (.789): 169-12 at home (.934);

103-48 away (.682); 106-41 at neutral

sites (.721)

All-Time Record as a Top 10 Ranked Team

190-43 (.815): 80-4 at home (.952); 47-21

away (.691); 63-18 at neutral sites (.778)

All-Time Record as a Top Five Team

113-24 (.825): 52-1 at home (.981); 28-15

away (.651); 33-8 at neutral sites (.805)

All-Time Record as the No. 1-Ranked Team

16-4 (.800): 8-0 at home (1.000); 6-2 away

(.750); 2-2 at neutral sites (.500)

All-Time Record vs. Ranked Teams

80-110 (.421): 39-22 at home (.639); 10-

45 away (.173); 31-43 at neutral sites (.419)

All-Time Record vs. Top 10 Teams

21-43 (.328): 14-5 at home (.737); 2-18

away (.182); 5-20 at neutral sites (.200)

All-Time Record vs. Top Five Teams

14-31 (.311): 7-4 at home (.636); 1-12

away (.077); 6-15 at neutral sites (.286)

All-Time Record vs. No. 1-Ranked Teams

1-7 (.125): 0-1 at home (.000); 0-2 away

(.000); 1-4 at neutral sites (.200)

All-Time Record in Top 25 Match-ups

(both teams ranked)

38-39 (.494): 13-4 at home (.765); 3-13

away (.188); 22-22 at neutral sites (.500)

Barnhill Arena

313-103 (.752)

Bud Walton Arena

222-59 (.790)

All-Time Record at Little Rock/North Little

Rock, Ark.

81-23 (.779)

All-Time Record at Pine Bluff, Ark.

28-2 (.933)

Consecutive Winning Seasons

26 (1924-49)

Consecutive Non-Losing Seasons

28 (1924-51)

Consecutive Season-Opening Wins

25 (1924-48)

Longest Winning Streak

31 Games (1927-29)

Consecutive Conference Wins

21 (1926-29)

Consecutive Conference Losses

9 (1970-71)

Fewest Wins

5 (69-70, 70-71)

Fewest Losses

1 (27-28, 28-29)

Fewest Points

519 (16 games 1926-27)

643 (20 games or more 1929-30)

Greatest Scoring Margin

19.2 (90-91)

Lowest Scoring Average

28.0 (29-30, 643 in 23 games)

Worst Winning Percentage

.192 (5 wins 21 losses, 1970-71)

Most Points Allowed

3115 (1994-95; 39 games)

Fewest Points Allowed

374 (16 games; 1926-27)

448 (20 games or more 1925-26)

Longest Losing Streak

10 games (1970-71)

Fewest Personal Fouls

434 (1965-66)

Fewest Rebounds

862 (1981-82)

Smallest Victory Margin

65 one-point games (Last game 92-91 vs.

No. 4 Tennessee, 3/15/08)

Smallest Defeat Margin

61 one-point games (73-72 vs. UAB, 1/2/10)

Most Points in a Loss

110 vs. Baylor 111 OT, 3/2/71

All-Time Overtime Record

40-29, .580 (5-2 in 2 OT; 0-1 in 3OT)

Last OT Game

Arkansas 82, Auburn 79, 2/6/10

Last 2 OT Game

Arkansas 100, Texas A&M 97, 2/24/87

Last 3 OT Game

Houston 90, Arkansas 84, 2/9/80

Most OT Games in a Season

5 in 1985-86 (3 wins, 2 losses)

Most Points on Opponent Floor

117 (Arkansas 117, Auburn 105, 1/15/94)

Most Points Neutral Floor

120 (Arkansas 120, Texas 89, 3/10/91;

Arkansas 120, Loyola-Marymount 101,

3/16/89)

Most Points 1st Half

78 vs. US International, 12/9/89

Most Points 2nd Half

88 vs. US International, 12/9/89

Most Points in OT

19 vs. LSU, 3/3/92; Arkansas 106, LSU 92

Fewest Points, Both Teams

28 (SMU 17, Arkansas 11 in 1923)

Fewest Points Allowed

6 (Arkansas 64, Fort Smith National Guard

6 in 1925)

Modern Record for Fewest Points Allowed

(since 1935)

14 (Arkansas 39, Baylor 14 in 1936)

Fewest Turnovers

4 vs. South Carolina, 3/8/07; at Miss.

State, 1/7/06; vs. Texas, 2/2/80

RAZORBACKS

COACHES

PLAYERS

09-10 SEASON

HISTORY

RECORDS

MEDIA

UNIVERSITY



RAZORBACKS

COACHES

PLAYERS

09 - 10 SEASON

HISTORY

RECORDS

MEDIA

UNIVERSITY

ALL-TIME SERIES STANDINGS

Air Force	1-1
Alabama	27-23
Alabama-Birmingham	2-1
Alabama State	7-0
Alaska-Anchorage	1-0
Alcorn State	4-0
Albright (Pa.)	0-1
American University (PR)	0-1
Appalachian St.	1-1
Arizona	6-2
Arizona State	1-0
Arkansas State	5-0
Arkansas Tech	1-0
Auburn	24-16
Austin Peay	2-0
Baptist College	1-0
Baylor	94-47
Bethune-Cookman	3-0
Biscayne	1-0
Boise State	1-0
Brigham Young	0-1
Bucknell	0-1
Butler	0-1
California	1-0
California-Davis	1-0
Cal State-Fullerton	1-0
California Hayward	1-0
Canisius (N.Y.)	0-1
Centenary	21-4
Central Arkansas	4-0
Central Florida	1-0
Central Michigan	1-0
Central Missouri College	1-0
Central Missouri State	3-0
Central Oklahoma State	2-0
Chaminade	1-0
Chicago State	1-0
Cincinnati	1-3
City College, N.Y.	2-0
Clemson	1-0
Coastal Carolina	2-0
College of Charleston	1-0
College of Ozarks	3-0
Connecticut	0-2
Cornell	0-1
Creighton	1-1
Culver-Stockton (Mo.)	1-0
Dayton	1-0
Delaware State	4-0
Denver University	1-0
DePaul	0-1
Drake	1-0
Drury College	10-1
Duke	2-1
East Central Oklahoma	3-0
Eastern Kentucky	1-0
Eastern Michigan	1-0
East New Mexico	1-0
East Tennessee State	1-1
Elon	1-0
Florida	10-13
Florida A&M	2-0
Florida State	1-1
Fordham	1-1
Fresno State	1-0
Gardner-Webb	1-0
Georgetown	2-2
Georgia	16-11
Georgia Southern	1-0
Georgia State	2-0
Georgia Tech	1-3
Grambling	3-0
Hardin-Simmons	3-1
Hartford	1-0
Hawaii	2-0
Hendrix	8-0
Hofstra	2-0
Holy Cross	1-0
Houston	21-16
Idaho State	0-2
Illinois	0-5
Illinois State	0-1
Indiana	1-1
Indiana State	2-2
Iowa	2-3
Iowa State	1-3
Jackson State	12-0
Jacksonville State	1-0
Jacksonville Univ.	1-0
Kansas	5-8
Kansas State	3-7

Kent State	1-0
Kentucky	7-24
Kentucky Wesleyan	0-1
Lamar Tech	1-0
LaSalle	0-1
Lipscomb	1-0
Long Island	0-1
Louisiana-Lafayette	1-1
Louisiana-Monroe	8-1
Louisiana State	29-21
Louisiana Tech	5-0
Louisville	3-4
Loyola (Calif.)	3-0
Loyola (Chicago)	0-1
Loyola (New Orleans)	1-0
MacMurray (Ill.)	1-0
Maine	1-0
Marist	1-0
Maryland	1-2
Maryland-Eastern Shore	1-0
Marquette	1-0
Massachusetts	0-2
McNeese State	1-0
Memphis	11-10
Mercer	4-0
Mexico University	1-0
Miami, Florida	0-1
Michigan	2-3
Michigan State	0-2
Minnesota	2-1
Mississippi (Ole Miss)	41-25
Mississippi College	1-0
Mississippi State	27-22
Mississippi Valley	3-0
Missouri	19-18
Missouri State	18-6
Missouri-Kansas City	1-0
Missouri-St. Louis	4-1
Missouri Western	1-0
Montevallo	3-0
Morgan State	1-1
Murray State	4-2
Nebraska	6-2
Nevada-Las Vegas	1-2
New Mexico State	2-0
New York University	0-3
Nicholls St.	1-0
North Carolina	3-4
North Carolina A&T	2-0
North Carolina Central	1-0
North Carolina-Greensboro	1-0
North Carolina State	0-1
Northern Arizona	1-0
North Texas	13-0
Northeastern Illinois	1-0
NE Oklahoma State	24-0
NW Oklahoma State	1-0
Northwestern (La.) State	7-1
Notre Dame	1-0
Oakland	1-0
Ohio State	2-1
Oklahoma	13-11
Oklahoma State	14-36
Oklahoma City	8-4
Oral Roberts	9-2
Oregon	3-0
Oregon State	0-1
Ouachita Baptist	1-0
Penn State	1-0
Pepperdine	1-0
Pittsburg (Kan.) State	15-8
Pittsburgh	2-2
Portland State	1-0
Prairie View A&M	1-0
Princeton	1-0
Providence	1-2
Purdue	1-1
Quincy College	1-0
Radford	1-0
Rice	101-40
Rider College	1-0
Rockhurst	4-0
St. John's	1-1
St. Peter's	2-0
Saint Louis	3-7
Samford	2-0
Sam Houston State	2-0
San Diego State	2-0
San Francisco	2-0
San Francisco State	0-1
Santa Clara	1-0
Siena	1-0
South Alabama	5-1
South Carolina	13-9
South Dakota	1-0

Southeast Missouri State	5-1
Southeastern Louisiana	3-0
Southeastern Oklahoma State	9-2
Southern Colorado	1-0
Southern California	0-3
Southern Illinois	3-2
Southern Methodist	94-58
Southern Mississippi	5-1
Southern (La.) University	1-0
Southern Utah	2-0
SW Kansas State	0-1
Southwestern (Tenn.)	1-0
Stanford	0-1
Stephen F. Austin	4-0
St. Joseph's (Pa.)	1-0
Syracuse	1-0
Tennessee	12-15
Tennessee-Chattanooga	1-0
Tennessee Martin	2-0
Tennessee State	3-0
Texas	85-66
Texas St.	3-0
Texas-Arlington	5-0
Texas-Pan American	2-0
Texas-San Antonio	4-0
Texas A&M	96-50
Texas Christian	104-38
Texas Southern	4-0
Texas Tech	38-39
Texas Wesleyan	1-0
Toledo	1-0
Troy	2-1
Tulane	5-0
Tulsa	36-23
U.C. Santa Barbara	0-1
UCLA	1-2
U.S. International	1-0
Utah	0-1
Utah State	0-1
Vanderbilt	15-9
Villanova	0-3
Virginia	3-4
Virginia Commonwealth	1-0
Virginia Military	2-1
Wabash	1-0
Wake Forest	2-4
Washburn	0-1
Washington (Mo.)	2-0
Washington State	0-1
Weber State	2-0
West Virginia	1-0
Western Carolina	1-1
Western Illinois	3-0
Westminster (Pa.)	0-1
West Texas State	2-1
Western Kentucky	4-2
Wichita State	1-1
Winthrop	1-0
Wisconsin-Parkside	1-0
Wofford	1-0
Wyoming	2-1

ALL-TIME SERIES RESULTS

Air Force		
Tied 1-1		
Away: 0-1		
Neutral: 1-0		
1975-76	W 59-58	A
1976-77	W 72-54	N (LR)

Alabama		
Arkansas leads 27-23		
Since Ark. Joined the SEC in '91-92: Tied 20-20		
Home: 14-5		
Away: 5-16		
Neutral: 8-2		
1947-48	W 42-35	N (Memphis)
1949-50	W 41-33	N (Okla. City)
1950-51	W 46-34	N (Okla. City)
1954-55	L 84-67	N (Houston)
1960-61	W 83-76	N (LR)
1967-68	L 82-65	A
1968-69	W 52-48	N (LR)
1986-87	L 87-76	A
1987-88	W 80-55	N (LR)
1990-91	W 93-70	N (Charlotte)
1991-92	L 65-63	A
	W 90-87	H
	L 90-89	N (Birmingham)
1992-93	W 74-66	H
	L 93-82	A



Marshawn Powell was one of four unanimous selections for the 2010 SEC All-Freshman Team

1993-94	L 66-64	A
	W 102-81	H
1994-95	L 88-70	H
	W 86-80	A
	W 69-58	N (Atlanta)
1995-96	W 71-63	A
	L 98-89	H
1996-97	W 72-68	A
	W 73-53	H
1997-98	W 77-70	H
	L 65-63	A
1998-99	L 67-60	H
	L 84-79	A
1999-00	L 73-64	A
	W 81-66	H
	W 87-58	H
2000-01	W 66-63	A
2001-02	L 109-94	A
	W 67-59	H
2002-03	L 61-51	A
	W 81-70	H
2003-04	L 81-65	A
	L 72-68 (OT)	H
2004-05	L 64-61	H
	L 72-63	A
2005-06	L 78-75 (OT)	A
	W 65-63	H
2006-07	W 88-61	H
	W 63-57	A
2007-08	W 71-67 (OT)	H
	L 59-56	A
2008-09	W 89-80	H
	L 88-67	A
2009-10	W 71-59	H
	L 73-68	A

Alaska-Anchorage		
Arkansas leads 1-0		
Neutral: 1-0		
1980-81	W 92-58	N (PB)

Alcorn St.		
Arkansas leads 4-0		
Home: 4-0		
1987-88	W 101-55	H
1995-96	W 116-75	H
1999-00	W 102-59	H
2009-10	W 130-68	H

Albright (Pa.)		
Albright leads 1-0		
Away: 0-1		
1943-44	L 47-40	A

American University (PR)		
American leads 1-0		
Away: 0-1		
1997-98	L 64-59	A

Appalachian St.		
Tied 1-1		
Home: 1-0		
Neutral: 0-1		
2007-08	L 74-67	N (NLR)
2009-10	W 81-72 (OT)	H

Arizona		
Arkansas leads 6-2		
Home: 2-1		
Away: 1-0		
Neutral: 3-1		
1948-49	W 65-44	H
1952-53	W 68-51	N (Dallas)
1966-67	W 65-61	N (Los Angeles)
1990-91	L 89-77	N (New York)
1991-92	W 65-59	H
1992-93	W 86-80	A
1993-94	W 91-82	N (Charlotte)
1995-96	L 83-73	H

Arizona St.		
Arkansas leads 1-0		
Neutral: 1-0		
1990-91	W 97-90	N



RAZORBACKS

SERIES RECORDS

Arkansas St.
Arkansas leads 5-0
Home: 3-0
Away: 1-0
Neutral: 1-0
1924-25 W 31-9 H
1925-26 W 32-14 H
1926-27 W 42-12 H
1947-48 W 76-59 A
1986-87 W 67-64 N

Arkansas Tech
Arkansas leads 1-0
Home: 1-0
1950-51 W 50-45 H

Auburn
Arkansas leads 24-16
Since Ark. Joined the SEC in '91-92: Ark. leads 24-15
Home: 16-3
Away: 7-12
Neutral: 1-1
1967-68 L 65-58 N (Okla. City)
1991-92 W 110-92 H
W 82-74 A
1992-93 L 100-89 H
L 81-80 A
1993-94 W 117-105 A
W 91-81 H
1994-95 L 104-90 A
W 68-66 H
1995-96 L 101-76 A
W 87-77 H
1996-97 W 56-55 A
W 75-42 H
1997-98 W 79-65 A
W 107-83 H
1998-99 L 83-66 A
W 104-88 H
1999-00 L 73-55 A
W 64-55 H
W 75-67 N (Atlanta)
2000-01 W 82-72 H
L 71-63 A
2001-02 W 83-77 A
W 62-60 H
2002-03 L 52-37 H
L 69-54 A
2003-04 L 70-63 A
W 74-52 H
2004-05 W 95-59 H
L 77-64 A
2005-06 W 68-52 A
W 84-64 H
2006-07 W 65-57 H
L 67-59 A
2007-08 W 76-70 A
W 77-64 H
2008-09 L 73-51 H
L 75-62 A
2009-10 W 82-79 (OT) H
L 92-83 A

1932-33 W 34-19 H
W 39-30 H
1933-34 W 31-29 A
L 31-20 A
1934-35 W 37-27 H
W 48-30 H
1935-36 W 44-26 A
W 39-14 A
1936-37 L 25-22 H
W 42-24 H
1937-38 L 54-47 A
W 54-45 A
1938-39 W 46-38 H
W 40-36 H
1939-40 L 40-24 A
L 47-39 A
1940-41 W 62-48 H
W 36-31 H
1941-42 W 53-43 A
W 50-45 A
1942-43 W 68-25 H
W 40-38 H
1943-44 W 45-28 A
W 36-34 A
1944-45 W 94-28 H
W 90-30 H
1945-46 W 49-37 A
L 40-28 A
1946-47 W 55-50 H
W 68-57 H
1947-48 L 42-38 A
L 55-47 A
1948-49 L 41-37 H
W 52-46 A
1949-50 L 60-49 N (LR)
L 52-42 A
1950-51 W 69-55 H
W 55-44 A
1951-52 W 58-44 N (Dallas)
W 54-38 A
L 44-39 H
1952-53 W 49-47 H
L 74-68 A
1953-54 L 63-59 A
W 73-51 H
1954-55 W 73-63 H
W 75-72 A
1955-56 L 63-67 N (Houston)
W 85-64 A
W 36-31 H
1956-57 L 52-51 H
L 67-61 A
1957-58 W 68-53 A
W 79-55 H
1958-59 W 60-57 N (Houston)
L 64-58 A
W 59-53 H
1959-60 W 71-66 N (Houston)
W 90-83 (20T) A
W 83-74 H
1960-61 W 74-58 A
W 70-48 H
1961-62 L 76-60 A
W 76-75 H
1962-63 W 75-65 H
W 67-61 A
1963-64 L 95-74 A
W 73-61 H
1964-65 L 84-75 A
W 78-73 H
1965-66 W 78-59 H
L 82-71 A
1966-67 L 65-53 A
L 68-55 H
1967-68 L 80-69 A
L 71-64 H
1968-69 L 74-72 H
L 66-54 A
1969-70 L 110-76 A
W 76-75 H
1970-71 L 92-91 A
L 110-111 (OT) H
1971-72 L 93-84 A
W 131-109 H
1972-73 L 76-70 H
W 76-74 A
1973-74 L 94-68 A
W 92-62 H
1974-75 L 73-69 A
W 83-64 H
1975-76 L 84-81 A
W 86-64 H
1976-77 W 68-59 A
W 77-73 H
1977-78 W 56-55 (OT) A
W 82-56 H

1978-79 L 70-67 H
W 71-62 A
1979-80 W 71-57 H
W 70-51 A
L 67-58 A
W 67-50 H
1981-82 W 70-58 H
L 56-55 (OT) A
1982-83 W 65-60 H
W 81-66 A
1983-84 W 57-50 A
W 63-44 H
1984-85 W 64-57 (OT) A
W 106-71 H
1985-86 W 81-76(OT) H
L 65-64 A
1986-87 L 83-82 A
W 71-67 H
1987-88 W 70-62 H
L 58-57 A
1988-89 W 88-58 A
W 89-54 H
1989-90 W 99-84 H
L 82-77 A
W 115-75 N (Dallas)
1990-91 W 73-68 A
W 106-74 H
2007-08 W 85-78 N (Dallas)
2009-10 L 70-47 N (NLR)

Bethune-Cookman
Arkansas leads 3-0
Home: 3-0
1989-90 W 91-61 H
1991-92 W 128-46 H
1997-98 W 108-42 H

Biscayne
Arkansas leads 1-0
Neutral: 1-0
1981-82 W 91-61 N (LR)

Boise State
Arkansas leads 1-0
Home: 1-0
1975-76 W 72-56 H

Brigham Young
Brigham Young leads 1-0
Neutral: 0-1
1947-48 L 68-58 N (Los Angeles)

Bucknell
Bucknell leads 1-0
Neutral: 1-0
2005-06 L 59-55 N (Dallas)

Butler
Butler leads 1-0
Away: 0-1
1930-31 L 31-21 A

California
Arkansas leads 1-0
Neutral: 1-0
1986-87 W 74-58 N (Honolulu)

California-Davis
Arkansas leads 1-0
Home: 1-0
2008-09 W 68-59 H

Cal State-Fullerton
Arkansas leads 1-0
Neutral: 1-0
1977-78 W 61-58 N (Albuquerque, N.M.)

Canisius (N.Y.)
Canisius leads 1-0
Away: 0-1
1948-49 L 60-51 A

Centenary
Arkansas leads 21-4
Home: 12-3
Away: 6-1
Neutral: 3-0
1925-26 W 69-21 H
W 43-9 H
1959-60 W 75-55 H
1960-61 W 71-61 H
1965-66 W 90-61 A
1966-67 L 81-80 H
1967-68 W 85-65 A
W 90-82 N (LR)
1968-69 W 64-61 A
W 79-50 H
W 56-48 N (LR)
1970-71 W 71-61 A

Central Arkansas
Arkansas leads 4-0
Home: 1-0
Away: 3-0
1933-34 W 54-30 A
1935-36 W 42-38 A
W 66-27 A
1946-47 W 59-39 H

Central Florida
Arkansas leads 1-0
Neutral: 1-0
1984-85 W 59-45 N (PB)

Central Michigan
Arkansas leads 1-0
Home: 1-0
2006-07 W 75-59 H

Central Missouri College
Arkansas leads 1-0
Home: 1-0
1951-52 W 52-42 H

Central Missouri St.
Arkansas leads 3-0
Home: 3-0
1937-38 W 43-36 H
1939-40 W 60-46 H
1941-42 W 44-36 H

Central Oklahoma St.
Arkansas leads 2-0
Home: 2-0
1941-42 W 43-23 H
W 42-25 H

Chaminade
Arkansas leads 1-0
Neutral: 1-0
1991-92 W 99-84 N (Mau)

Chicago St.
Arkansas leads 1-0
Neutral: 1-0
1987-88 W 78-68 N (PB)

Cincinnati
Cincinnati leads 3-1
Home: 0-1
Away: 0-1
Neutral: 1-1
1957-58 L 97-62 N (Lawrence, Kan.)
1994-95 W 84-75 N (Honolulu)
1995-96 L 82-67 H
1996-97 L 92-57 A

City College, N.Y.
Arkansas leads 2-0
Away: 2-0
1943-44 W 39-37 A
1944-45 W 59-47 A

Clemson
Arkansas leads 1-0
Neutral: 1-0
1961-62 W 62-60 N (Greenville, S.C.)

Coastal Carolina
Arkansas leads 2-0
Neutral: 2-0
1987-88 W 81-59 N (LR)
1992-93 W 93-74 N (LR)

College of Charleston
Arkansas leads 1-0
Neutral: 1-0
2007-08 W 75-49 N (San Juan, Puerto Rico)

967-68 W 85-65 A
W 90-82 N (LR)
1968-69 W 64-61 A
W 79-50 H
W 56-48 N (LR)
1970-71 W 71-61 A

1972-73 L 80-72 H
1973-74 L 98-96 H
1974-75 L 74-72 A
1978-79 W 77-57 H
1979-80 W 65-53 H
1979-80 W 65-53 H
1979-80 W 65-53 H

1980-81 L 67-58 A
W 67-50 H
1981-82 W 70-58 H
L 56-55 (OT) A
1982-83 W 65-60 H
W 81-66 A
1983-84 W 57-50 A
W 63-44 H
1984-85 W 64-57 (OT) A
W 106-71 H
1985-86 W 81-76(OT) H
L 65-64 A
1986-87 L 83-82 A
W 71-67 H
1987-88 W 70-62 H
L 58-57 A
1988-89 W 88-58 A
W 89-54 H
1989-90 W 99-84 H
L 82-77 A
W 115-75 N (Dallas)
1990-91 W 73-68 A
W 106-74 H
2007-08 W 85-78 N (Dallas)
2009-10 L 70-47 N (NLR)

1992-93 L 100-89 H
L 81-80 A
1993-94 W 117-105 A
W 91-81 H
1994-95 L 104-90 A
W 68-66 H
1995-96 L 101-76 A
W 87-77 H
1996-97 W 56-55 A
W 75-42 H
1997-98 W 79-65 A
W 107-83 H
1998-99 L 83-66 A
W 104-88 H
1999-00 L 73-55 A
W 64-55 H
W 75-67 N (Atlanta)
2000-01 W 82-72 H
L 71-63 A
2001-02 W 83-77 A
W 62-60 H
2002-03 L 52-37 H
L 69-54 A
2003-04 L 70-63 A
W 74-52 H
2004-05 W 95-59 H
L 77-64 A
2005-06 W 68-52 A
W 84-64 H
2006-07 W 65-57 H
L 67-59 A
2007-08 W 76-70 A
W 77-64 H
2008-09 L 73-51 H
L 75-62 A
2009-10 W 82-79 (OT) H
L 92-83 A

1992-93 L 100-89 H
L 81-80 A
1993-94 W 117-105 A
W 91-81 H
1994-95 L 104-90 A
W 68-66 H
1995-96 L 101-76 A
W 87-77 H
1996-97 W 56-55 A
W 75-42 H
1997-98 W 79-65 A
W 107-83 H
1998-99 L 83-66 A
W 104-88 H
1999-00 L 73-55 A
W 64-55 H
W 75-67 N (Atlanta)
2000-01 W 82-72 H
L 71-63 A
2001-02 W 83-77 A
W 62-60 H
2002-03 L 52-37 H
L 69-54 A
2003-04 L 70-63 A
W 74-52 H
2004-05 W 95-59 H
L 77-64 A
2005-06 W 68-52 A
W 84-64 H
2006-07 W 65-57 H
L 67-59 A
2007-08 W 76-70 A
W 77-64 H
2008-09 L 73-51 H
L 75-62 A
2009-10 W 82-79 (OT) H
L 92-83 A

1992-93 L 100-89 H
L 81-80 A
1993-94 W 117-105 A
W 91-81 H
1994-95 L 104-90 A
W 68-66 H
1995-96 L 101-76 A
W 87-77 H
1996-97 W 56-55 A
W 75-42 H
1997-98 W 79-65 A
W 107-83 H
1998-99 L 83-66 A
W 104-88 H
1999-00 L 73-55 A
W 64-55 H
W 75-67 N (Atlanta)
2000-01 W 82-72 H
L 71-63 A
2001-02 W 83-77 A
W 62-60 H
2002-03 L 52-37 H
L 69-54 A
2003-04 L 70-63 A
W 74-52 H
2004-05 W 95-59 H
L 77-64 A
2005-06 W 68-52 A
W 84-64 H
2006-07 W 65-57 H
L 67-59 A
2007-08 W 76-70 A
W 77-64 H
2008-09 L 73-51 H
L 75-62 A
2009-10 W 82-79 (OT) H
L 92-83 A

1992-93 L 100-89 H
L 81-80 A
1993-94 W 117-105 A
W 91-81 H
1994-95 L 104-90 A
W 68-66 H
1995-96 L 101-76 A
W 87-77 H
1996-97 W 56-55 A
W 75-42 H
1997-98 W 79-65 A
W 107-83 H
1998-99 L 83-66 A
W 104-88 H
1999-00 L 73-55 A
W 64-55 H
W 75-67 N (Atlanta)
2000-01 W 82-72 H
L 71-63 A
2001-02 W 83-77 A
W 62-60 H
2002-03 L 52-37 H
L 69-54 A
2003-04 L 70-63 A
W 74-52 H
2004-05 W 95-59 H
L 77-64 A
2005-06 W 68-52 A
W 84-64 H
2006-07 W 65-57 H
L 67-59 A
2007-08 W 76-70 A
W 77-64 H
2008-09 L 73-51 H
L 75-62 A
2009-10 W 82-79 (OT) H
L 92-83 A

1992-93 L 100-89 H
L 81-80 A
1993-94 W 117-105 A
W 91-81 H
1994-95 L 104-90 A
W 68-66 H
1995-96 L 101-76 A
W 87-77 H
1996-97 W 56-55 A
W 75-42 H
1997-98 W 79-65 A
W 107-83 H
1998-99 L 83-66 A
W 104-88 H
1999-00 L 73-55 A
W 64-55 H
W 75-67 N (Atlanta)
2000-01 W 82-72 H
L 71-63 A
2001-02 W 83-77 A
W 62-60 H
2002-03 L 52-37 H
L 69-54 A
2003-04 L 70-63 A
W 74-52 H
2004-05 W 95-59 H
L 77-64 A
2005-06 W 68-52 A
W 84-64 H
2006-07 W 65-57 H
L 67-59 A
2007-08 W 76-70 A
W 77-64 H
2008-09 L 73-51 H
L 75-62 A
2009-10 W 82-79 (OT) H
L 92-83 A

1992-93 L 100-89 H
L 81-80 A
1993-94 W 117-105 A
W 91-81 H
1994-95 L 104-90 A
W 68-66 H
1995-96 L 101-76 A
W 87-77 H
1996-97 W 56-55 A
W 75-42 H
1997-98 W 79-65 A
W 107-83 H
1998-99 L 83-66 A
W 104-88 H
1999-00 L 73-55 A
W 64-55 H
W 75-67 N (Atlanta)
2000-01 W 82-72 H
L 71-63 A
2001-02 W 83-77 A
W 62-60 H
2002-03 L 52-37 H
L 69-54 A
2003-04 L 70-63 A
W 74-52 H
2004-05 W 95-59 H
L 77-64 A
2005-06 W 68-52 A
W 84-64 H
2006-07 W 65-57 H
L 67-59 A
2007-08 W 76-70 A
W 77-64 H
2008-09 L 73-51 H
L 75-62 A
2009-10 W 82-79 (OT) H
L 92-83 A

1992-93 L 100-89 H
L 81-80 A
1993-94 W 117-105 A
W 91-81 H
1994-95 L 104-90 A
W 68-66 H
1995-96 L 101-76 A
W 87-77 H
1996-97 W 56-55 A
W 75-42 H
1997-98 W 79-65 A
W 107-83 H
1998-99 L 83-66 A
W 104-88 H
1999-00 L 73-55 A
W 64-55 H
W 75-67 N (Atlanta)
2000-01 W 82-72 H
L 71-63 A
2001-02 W 83-77 A
W 62-60 H
2002-03 L 52-37 H
L 69-54 A
2003-04 L 70-63 A
W 74-52 H
2004-05 W 95-59 H
L 77-64 A
2005-06 W 68-52 A
W 84-64 H
2006-07 W 65-57 H
L 67-59 A
2007-08 W 76-70 A
W 77-64 H
2008-09 L 73-51 H
L 75-62 A
2009-10 W 82-79 (OT) H
L 92-83 A

1972-73 L 80-72 H
1973-74 L 98-96 H
1974-75 L 74-72 A
1978-79 W 77-57 H
1979-80 W 65-53 H
1979-80 W 65-53 H

1980-81 L 67-58 A
W 67-50 H
1981-82 W 70-58 H
L 56-55 (OT) A
1982-83 W 65-60 H
W 81-66 A
1983-84 W 57-50 A
W 63-44 H
1984-85 W 64-57 (OT) A
W 106-71 H
1985-86 W 81-76(OT) H
L 65-64 A
1986-87 L 83-82 A
W 71-67 H
1987-88 W 70-62 H
L 58-57 A
1988-89 W 88-58 A
W 89-54 H
1989-90 W 99-84 H
L 82-77 A
W 115-75 N (Dallas)
1990-91 W 73-68 A
W 106-74 H
2007-08 W 85-78 N (Dallas)
2009-10 L 70-47 N (NLR)

Bethune-Cookman
Arkansas leads 3-0
Home: 3-0
1989-90 W 91-61 H
1991-92 W 128-46 H
1997-98 W 108-42 H

Biscayne
Arkansas leads 1-0
Neutral: 1-0
1981-82 W 91-61 N (LR)

Boise State
Arkansas leads 1-0
Home: 1-0
1975-76 W 72-56 H

Brigham Young
Brigham Young leads 1-0
Neutral: 0-1
1947-48 L 68-58 N (Los Angeles)

Bucknell
Bucknell leads 1-0
Neutral: 1-0
2005-06 L 59-55 N (Dallas)

Butler
Butler leads 1-0
Away: 0-1
1930-31 L 31-21 A

California
Arkansas leads 1-0
Neutral: 1-0
1986-87 W 74-58 N (Honolulu)

California-Davis
Arkansas leads 1-0
Home: 1-0
2008-09 W 68-59 H

Cal State-Fullerton
Arkansas leads 1-0
Neutral: 1-0
1977-78 W 61-58 N (Albuquerque, N.M.)

Canisius (N.Y.)
Canisius leads 1-0
Away: 0-1
1948-49 L 60-51 A

Centenary
Arkansas leads 21-4
Home: 12-3
Away: 6-1
Neutral: 3-0
1925-26 W 69-21 H
W 43-9 H
1959-60 W 75-55 H
1960-61 W 71-61 H
1965-66 W 90-61 A
1966-67 L 81-80 H
1967-68 W 85-65 A
W 90-82 N (LR)
1968-69 W 64-61 A
W 79-50 H
W 56-48 N (LR)
1970-71 W 71-61 A



In the second game of his collegiate career, Michael Sanchez had a double-double of 12 points and 12 rebounds against California-Davis.

RAZORBACKS

COACHES

PLAYERS

09-10 SEASON

HISTORY

RECORDS

MEDIA

UNIVERSITY

SERIES RECORDS



RAZORBACKS

COACHES

PLAYERS

09 - 10 SEASON

HISTORY

RECORDS

MEDIA

UNIVERSITY

College of the Ozarks
Arkansas leads 3-0
Away: 3-0
1924-25 W 27-18 A
1927-28 W 53-27 A
W 59-20 A

Connecticut
Connecticut leads 2-0
Neutral: 0-2
1996-97 L 74-64 N (New York)
2005-06 L 77-68 N (Mau)

Cornell
Cornell leads 1-0
Neutral: 0-1
1972-73 L 78-77 N (LR)

Creighton
Tied 1-1
Away: 0-1
Neutral: 1-0
1932-33 L 29-28 A
1962-63 W 73-61 N (Okla. City)

Culver-Stockton (Mo.)
Arkansas leads 1-0
Home: 1-0
1947-48 W 68-36 H

Dayton
Arkansas leads 1-0
Neutral: 1-0
1989-90 W 86-84 N (Austin)

Delaware St.
Arkansas leads 4-0
Home: 3-0
Neutral: 1-0
1989-90 W 117-75 N (LR)
1993-94 W 123-66 H
2007-08 W 89-67 H
2009-10 W 71-53 H

Denver University
Arkansas leads 1-0
Neutral: 1-0
1944-45 W 50-36 N (Okla. City)

DePaul
DePaul leads 1-0
Neutral: 0-1
1943-44 L 59-30 N (New York)

Drake
Arkansas leads 1-0
Home: 1-0
1936-37 W 31-22 H

Drury College
Arkansas leads 10-1
Home: 7-0
Away: 3-1
1927-28 W 39-20 A
1928-29 W 52-25 H
W 42-22 H
1929-30 L 28-25 A
1931-32 W 45-26 A
W 35-14 H
1938-39 W 44-21 H
W 27-19 H
1940-41 W 62-17 H
W 46-20 H
1942-43 W 42-29 A

Duke
Arkansas leads 2-1
Neutral: 2-1
1989-90 L 97-83 N (Denver)
1990-91 W 98-88 N (New York)
1993-94 W 76-72 N (Charlotte)

East Central Oklahoma
Arkansas leads 3-0
Home: 2-0
Away: 1-0
1934-35 W 50-21 A
1941-42 W 54-28 H
1942-43 W 50-35 H


Eastern Kentucky
Arkansas leads 1-0
Neutral: 1-0
1980-81 W 80-74 N (LR)

Eastern Michigan
Arkansas leads 1-0
Neutral: 1-0
2004-05 W 82-64 N (St. Thomas, U.S. Virgin Islands)

Eastern New Mexico
Arkansas leads 1-0
Home: 1-0
1975-76 W 102-55 H

East Tennessee St.
Tied 1-1
Home: 1-1
1983-84 W 79-50 H
2009-10 L 94-85 H

Elon
Arkansas leads 1-0
Home: 1-0
2001-02 W 96-52 H



Dontell Jefferson had 13 points, five assists, four steals and two blocked shots in the 2006 victory over Kansas.

Florida
Florida leads 13-10
Since Ark. Joined the SEC in '91-92: Same
Home: 7-3
Away: 2-7
Neutral: 1-3
1991-92 W 75-62 H
1992-93 W 74-66 A
1993-94 W 99-87 H
1994-95 W 94-85 A
1995-96 W 75-60 H
1996-97 L 75-62 A
1997-98 W 89-84 H
1998-99 L 74-61 A
W 75-74 N (Atlanta)
1999-00 L 80-71 H
2000-01 L 73-63 A
2001-02 W 94-92 (OT) H
2002-03 L 77-66 A
2003-04 L 73-68 H
2004-05 L 82-74 A
2005-06 W 85-81 (OT) H
L 74-71 N (Nashville)
2006-07 L 79-72 A
L 77-56 N (Atlanta)
2007-08 W 80-61 H
2008-09 L 80-65 A
L 73-58 N (Tampa)
2009-10 L 71-66 H

Florida A&M
Arkansas leads 2-0
Home: 2-0
1994-95 W 97-57 H
2008-09 W 86-61 H

Florida St.
Tied 1-1
Away: 1-0
Neutral: 0-1
1988-89 L 112-105 (OT) N (LR)
1990-91 W 109-92 A

Fordham
Tied 1-1
Neutral: 1-1
1967-68 L 80-73 N (Okla. City)
1983-84 W 62-61 N (Anchorage)

Fresno St.
Arkansas leads 1-0
Neutral: 1-0
1997-98 W 70-69 N (Phoenix)

Gardner-Webb
Arkansas leads 1-0
Home: 1-0
2004-05 W 79-63 H

Georgia Southern
Arkansas leads 1-0
Home: 1-0
1971-72 W 93-91 H

Georgia St.
Arkansas leads 2-0
Home: 1-0
Neutral: 1-0
1972-73 W 70-39 H
1990-91 W 117-76 N (Atlanta)

Georgia Tech
Georgia Tech leads 3-1
Away: 0-2
Neutral: 1-1
1961-62 W 72-42 N (Greenville, S.C.)
1964-65 L 93-83 A
1965-66 L 88-75 A
1984-85 L 72-52 N (Honolulu)

Grambling St.
Arkansas leads 3-0
Home: 2-0
Neutral: 1-0
1986-87 W 84-65 N (PB)
2000-01 W 121-66 H
2003-04 W 64-46 H

Hardin-Simmons
Arkansas leads 3-1
Home: 3-0
Away: 0-1
1964-65 W 68-63 H
1970-71 L 112-96 A
W 110-101 H
1977-78 W 86-55 H

Hartford
Arkansas leads 1-0
Home: 1-0
2004-05 W 87-55 H

Hawaii
Arkansas leads 2-0
Away: 2-0
1977-78 W 79-60 A
W 78-53 A

Hendrix
Arkansas leads 8-0
Home: 8-0
1923-24 W 28-18 H
W 39-21 H
1924-25 W 40-16 H
W 34-25 H
1925-26 W 43-25 H
W 39-21 H
1927-28 W 69-30 H
W 50-24 H

Hofstra
Arkansas leads 2-0
Home: 1-0
Neutral: 1-0
1974-75 W 63-58 H
1977-78 W 95-70 N (PB)

Holy Cross
Arkansas leads 1-0
Neutral: 1-0
1992-93 W 94-64 N (Winston Salem, N.C.)

Houston
Arkansas leads 21-16
Home: 13-3
Away: 6-12
Neutral: 2-1
1975-76 L 72-71 A
W 92-47 H
1976-77 W 81-70 H
W 82-80 A
W 80-74 A
1977-78 W 84-65 H
L 84-75 A
L 70-69 A
1978-79 W 62-61 A
W 78-58 H
1979-80 W 60-57 H
L 90-84 (OT) A
1980-81 L 57-54 A
W 70-55 H
1981-82 W 67-66 H
L 55-53 A
W 84-69 N (Dallas)

1982-83 L 75-60 A
L 74-66 H
1983-84 L 64-61 A
W 73-68 H
L 57-56 N (Dallas)
1984-85 L 78-73 A
W 73-59 H
1985-86 L 87-85 (OT) H
L 93-83 A
1986-87 L 60-55 A
L 57-54 H
1987-88 W 71-62 H
L 82-77 A
1988-89 W 88-87 A
W 107-79 H
1989-90 W 82-78 A
W 100-89 H
W 96-84 N (Dallas)
1990-91 W 95-79 H
W 81-74 A

Idaho St.
Idaho St. leads 2-0
Neutral: 0-2
1967-68 L 77-75 N (Okla. City)
1971-72 L 88-73 N (Logan, Utah)

Illinois
Illinois leads 5-0
Away: 0-1
Neutral: 0-4
1949-50 L 65-53 A
2001-02 L 94-91 N (Chicago)
2002-03 L 62-58 N (NLR)
2003-04 L 84-61 N (Chicago)
2004-05 L 72-60 N (NLR)

Illinois St.
Illinois St. leads 1-0
Home: 0-1
1972-73 L 81-67 H

Indiana
Tied 1-1
Away: 0-1
Neutral: 1-0
1949-50 L 75-50 A
2007-08 W 86-72 N (Raleigh, N.C.)

Indiana St.
Tied 2-2
Home: 2-0
Away: 0-1
Neutral: 0-1
1972-73 W 80-75 H
1973-74 L 92-82 A
1975-76 W 91-71 H
1978-79 L 73-71 N (Cincinnati)

Iowa
Iowa leads 3-2
Neutral: 2-3
1965-66 L 77-75 N (El Paso)
1984-85 L 71-52 N (Honolulu)
W 63-54 N (Salt Lake City)
1994-95 W 101-92 N (Honolulu)
1998-99 L 82-72 N (Denver)

Iowa St.
Iowa St. leads 3-1
Away: 0-1
Neutral: 1-2
1970-71 L 86-77 A
1971-72 L 96-93 N (LR)
1984-85 W 84-79 (OT) N (Honolulu)
1999-00 L 77-71 N (Hilo, Hawaii)

Jackson St.
Arkansas leads 12-0
Home: 9-0
Neutral: 3-0
1990-91 W 126-88 N (LR)
1991-92 W 89-66 N (LR)
1992-93 W 123-76 N (PB)
1993-94 W 96-80 H
1994-95 W 103-87 H
1995-96 W 86-77 H
1996-97 W 124-74 H
1997-98 W 97-71 H
1998-99 W 83-72 H
1999-00 W 98-60 H
2000-01 W 107-78 H
2002-03 W 81-44 H



Table listing series records for Jacksonville St., Jacksonville University, Kansas, Kansas State, Kent St., Kentucky, Kentucky Wesleyan, Lamar Tech, LaSalle, Lipscomb, Louisiana-Monroe, Louisiana-Lafayette, Louisiana Tech, Louisiana Tech, Loyola-Chicago, Loyola-Marymount, Loyola-New Orleans, MacMurray (Ill.), Maine, Marist, Maryland, Maryland-Eastern Shore, Massachusetts, McNeese St., Memphis, Michigan, Michigan St., Minnesota, Mississippi (Ole Miss), Missouri, Missouri State, New Mexico, New Mexico State, North Carolina, North Carolina State, Oklahoma, Oklahoma State, Oregon, Oregon State, Pennsylvania State, Rice, South Carolina, South Carolina State, Tennessee, Tennessee State, Texas, Texas Tech, Texas A&M, Texas State, Utah, Utah State, Virginia Tech, Wake Forest, West Virginia, West Virginia State, Wisconsin, Wisconsin State, Wyoming.

Table listing series records for Lamar Tech, LaSalle, Lipscomb, Louisiana-Monroe, Louisiana-Lafayette, Louisiana Tech, Louisiana Tech, Loyola-Chicago, Loyola-Marymount, Loyola-New Orleans, MacMurray (Ill.), Maine, Marist, Maryland, Maryland-Eastern Shore, Massachusetts, McNeese St., Memphis, Michigan, Michigan St., Minnesota, Mississippi (Ole Miss), Missouri, Missouri State, New Mexico, New Mexico State, North Carolina, North Carolina State, Oklahoma, Oklahoma State, Oregon, Oregon State, Pennsylvania State, Rice, South Carolina, South Carolina State, Tennessee, Tennessee State, Texas, Texas Tech, Texas A&M, Texas State, Utah, Utah State, Virginia Tech, Wake Forest, West Virginia, West Virginia State, Wisconsin, Wisconsin State, Wyoming.

Table listing series records for Lamar Tech, LaSalle, Lipscomb, Louisiana-Monroe, Louisiana-Lafayette, Louisiana Tech, Louisiana Tech, Loyola-Chicago, Loyola-Marymount, Loyola-New Orleans, MacMurray (Ill.), Maine, Marist, Maryland, Maryland-Eastern Shore, Massachusetts, McNeese St., Memphis, Michigan, Michigan St., Minnesota, Mississippi (Ole Miss), Missouri, Missouri State, New Mexico, New Mexico State, North Carolina, North Carolina State, Oklahoma, Oklahoma State, Oregon, Oregon State, Pennsylvania State, Rice, South Carolina, South Carolina State, Tennessee, Tennessee State, Texas, Texas Tech, Texas A&M, Texas State, Utah, Utah State, Virginia Tech, Wake Forest, West Virginia, West Virginia State, Wisconsin, Wisconsin State, Wyoming.

Table listing series records for Lamar Tech, LaSalle, Lipscomb, Louisiana-Monroe, Louisiana-Lafayette, Louisiana Tech, Louisiana Tech, Loyola-Chicago, Loyola-Marymount, Loyola-New Orleans, MacMurray (Ill.), Maine, Marist, Maryland, Maryland-Eastern Shore, Massachusetts, McNeese St., Memphis, Michigan, Michigan St., Minnesota, Mississippi (Ole Miss), Missouri, Missouri State, New Mexico, New Mexico State, North Carolina, North Carolina State, Oklahoma, Oklahoma State, Oregon, Oregon State, Pennsylvania State, Rice, South Carolina, South Carolina State, Tennessee, Tennessee State, Texas, Texas Tech, Texas A&M, Texas State, Utah, Utah State, Virginia Tech, Wake Forest, West Virginia, West Virginia State, Wisconsin, Wisconsin State, Wyoming.

Table listing series records for Lamar Tech, LaSalle, Lipscomb, Louisiana-Monroe, Louisiana-Lafayette, Louisiana Tech, Louisiana Tech, Loyola-Chicago, Loyola-Marymount, Loyola-New Orleans, MacMurray (Ill.), Maine, Marist, Maryland, Maryland-Eastern Shore, Massachusetts, McNeese St., Memphis, Michigan, Michigan St., Minnesota, Mississippi (Ole Miss), Missouri, Missouri State, New Mexico, New Mexico State, North Carolina, North Carolina State, Oklahoma, Oklahoma State, Oregon, Oregon State, Pennsylvania State, Rice, South Carolina, South Carolina State, Tennessee, Tennessee State, Texas, Texas Tech, Texas A&M, Texas State, Utah, Utah State, Virginia Tech, Wake Forest, West Virginia, West Virginia State, Wisconsin, Wisconsin State, Wyoming.

Table listing series records for Lamar Tech, LaSalle, Lipscomb, Louisiana-Monroe, Louisiana-Lafayette, Louisiana Tech, Louisiana Tech, Loyola-Chicago, Loyola-Marymount, Loyola-New Orleans, MacMurray (Ill.), Maine, Marist, Maryland, Maryland-Eastern Shore, Massachusetts, McNeese St., Memphis, Michigan, Michigan St., Minnesota, Mississippi (Ole Miss), Missouri, Missouri State, New Mexico, New Mexico State, North Carolina, North Carolina State, Oklahoma, Oklahoma State, Oregon, Oregon State, Pennsylvania State, Rice, South Carolina, South Carolina State, Tennessee, Tennessee State, Texas, Texas Tech, Texas A&M, Texas State, Utah, Utah State, Virginia Tech, Wake Forest, West Virginia, West Virginia State, Wisconsin, Wisconsin State, Wyoming.



With the 1994 national championship team in attendance, Stef Welsh had 14 points and four assists in the win over Georgia.



RAZORBACKS

COACHES

PLAYERS

09 - 10 SEASON

HISTORY

RECORDS

MEDIA

UNIVERSITY



Courtney Fortson recorded the second triple-double in school history with 20 points, 10 rebounds and 11 assists against North Carolina Central.

2009-10	W 80-73	A	2009-10	L 82-80	A
	L 68-66	H		W 67-62	H
Mississippi College					
Arkansas leads 1-0					
Neutral: 1-0					
1990-91	W 96-57	N (PB)			
Mississippi St.					
Arkansas leads 27-22					
Since Ark. Joined the SEC in '91-92: Ark. leads 21-19					
Home: 17-4					
Away: 5-17					
Neutral: 5-1					
1951-52	L 79-39	A			
1952-53	W 102-71	H			
1964-65	W 84-69	N (Jackson, Miss.)			
1965-66	W 69-61	N (LR)			
1969-70	L 76-74	N (Memphis)			
1970-71	L 69-67	H			
1971-72	L 79-75	A			
1974-75	W 75-72	A			
1977-78	W 94-61	N (LR)			
1991-92	W 99-78	H			
	W 84-76	A			
1992-93	L 80-76 (OT)	A			
	W 115-58	H			
1993-94	L 72-71	A			
	W 80-62	H			
1994-95	W 79-74	H			
	L 83-62	A			
1995-96	W 80-68	H			
	L 78-63	A			
1996-97	W 98-64	H			
	L 93-77	A			
1997-98	W 83-70	H			
	W 76-73	A			
1998-99	W 61-59	A			
	W 82-62	H			
	W 84-79 (OT)	N (Atlanta)			
1999-00	W 83-73	H			
	W 87-81	A			
2000-01	L 87-73	A			
	W 83-72	H			
2001-02	W 75-64	H			
	L 89-83	A			
2002-03	L 84-54	A			
	W 53-51	H			
2003-04	L 80-62	A			
	L 77-70	H			
2004-05	L 80-55	A			
	L 57-55	H			
2005-06	L 69-67	A			
	W 80-70	H			
2006-07	L 84-60	A			
	W 67-58	H			
	W 81-72	N (Atlanta)			
2007-08	W 78-58	H			
	L 80-74	A			
2008-09	L 70-56	H			
	L 86-77	A			

Missouri-St. Louis					
Arkansas leads 4-1					
Home: 4-0					
Away: 0-1					
1970-71	W 91-84	A			
1971-72	L 85-79	H			
1972-73	W 104-78	H			
1977-78	W 87-65	H			
1979-80	W 79-50	H			
Missouri St.					
Arkansas leads 18-6					
Home: 11-1					
Away: 5-5					
Neutral: 2-0					
1923-24	L 38-31	H			
	W 22-21	H			
1927-28	L 45-31	A			
1929-30	L 40-21	A			
1931-32	W 41-38	A			
	W 37-19	A			
1933-34	L 16-13	A			
	W 22-15	H			
1942-43	W 47-31	A			
1946-47	W 62-55	N (Joplin, Mo.)			
1975-76	W 83-57	H			
1976-77	W 72-71	A			
1977-78	W 65-47	H			
1980-81	W 98-65	H			
1982-83	W 87-66	N (LR)			
1983-84	W 56-41	A			
1984-85	W 70-56	H			
1985-86	W 68-67	H			
1986-87	L 56-49	A			
1987-88	W 53-47	H			
2005-06	W 79-75	H			
2007-08	W 70-51	H			
2008-09	L 62-57	A			
2009-10	W 66-62 (OT)	H			
Missouri Western					
Arkansas leads 1-0					
Home: 1-0					
1972-73	W 85-81	H			
Montevallo					
Arkansas leads 3-0					
Home: 2-0					
Neutral: 1-0					
1950-51	L 54-32	A			
1951-52	W 49-43	H			
1952-53	W 65-64	A			
1953-54	W 64-63	H			
1954-55	L 77-58	A			
1955-56	L 51-50	H			
1956-57	L 72-52	A			
1957-58	W 55-45	H			
1958-59	L 74-71	A			
1959-60	L 75-71	H			
1960-61	W 84-75	A			
1961-62	W 72-68	H			
1962-63	W 70-61	A			
1963-64	L 76-74	H			
1964-65	L 81-71	A			
1965-66	W 75-62	H			
1966-67	L 73-66	A			
1967-68	L 74-52	H			
1968-69	L 60-59	H			
1969-70	L 58-51	A			
1970-71	L 80-78	H			
1971-72	L 74-73	A			
1980-81	W 81-73	N (Anchorage, Alaska)			
1988-89	L 83-78	A			
1989-90	L 89-88	H			
1990-91	W 95-82	A			
1991-92	L 87-76	H			
1992-93	W 73-68	A			
1993-94	W 120-68	H			
1994-95	W 94-71	A			
1995-96	W 104-93	H			
1996-97	W 80-76	A			
1997-98	W 75-46	H			
2004-05	W 62-52	A			
2005-06	W 66-63	H			
2006-07	L 86-64	A			
2007-08	W 94-91	H			
Missouri-Kansas City					
Arkansas leads 1-0					
Home: 1-0					
2006-07	W 71-61	H			

New Mexico St.					
Arkansas leads 2-0					
Home: 1-0					
Neutral: 1-0					
1957-58	W 59-50	H			
1998-99	W 66-60	N (Fairbanks, Alaska)			
New York University					
NYU leads 3-0					
Away: 0-3					
1945-46	L 63-62	A			
1946-47	L 67-46	A			
1947-48	L 85-62	A			
Nicholls St.					
Arkansas leads 1-0					
Home: 1-0					
2003-04	W 89-60	H			
North Carolina					
North Carolina leads 4-3					
Neutral: 3-4					
1978-79	L 63-57	N (Greensboro, N.C.)			
1980-81	L 64-58	N (Anchorage, Alaska)			
1983-84	W 65-64	N (PB)			
1989-90	W 76-73	N (Dallas)			
1992-93	L 80-74	N (E. Rutherford, N.J.)			
1994-95	W 75-67	N (Seattle)			
2007-08	L 108-77	N (Raleigh, N.C.)			
North Carolina A&T					
Arkansas leads 2-0					
Home: 1-0					
Neutral: 1-0					
1994-95	W 94-79	N (Okla. City)			
1995-96	W 103-49	H			
North Carolina Central					
Arkansas leads 1-0					
Home: 1-0					
2008-09	W 98-70	H			
North Carolina-Greensboro					
Arkansas leads 1-0					
Home: 1-0					
2001-02	W 89-74	H			
North Carolina St.					
N.C. St. leads 1-0					
Neutral: 0-1					
1983-84	L 65-60	N (Anchorage, Alaska)			
North Texas					
Arkansas leads 13-0					
Home: 7-0					
Away: 1-0					
Neutral: 5-0					
1932-33	W 34-20	H			
	W 36-26	H			
1937-38	W 32-21	N (Okla. City)			
1947-48	W 62-49	N (LR)			
1960-61	W 94-80	H			
1961-62	W 68-61	A			
1978-79	W 96-71	N (LR)			
1983-84	W 93-64	N (PB)			
1986-87	W 99-96 (OT)	N (LR)			
1998-99	W 100-77	H			
2000-01	W 97-77	H			
2003-04	W 96-71	H			
2008-09	W 86-75	H			
Northeast Oklahoma St.					
Arkansas leads 24-0					
Home: 21-0					
Away: 3-0					
1923-24	W 19-13	A			
	W 33-12	A			
	W 43-22	H			
	W 42-14	H			
1926-27	W 27-13	H			
	W 25-19	H			
1927-28	W 59-29	H			
	W 61-24	H			
1928-29	W 54-28	H			
	W 54-34	H			
1929-30	W 57-26	H			
	W 37-17	H			
1930-31	W 36-29	H			
	W 39-21	H			
1931-32	W 46-28	H			
	W 43-31	H			
1932-33	W 31-16	A			
	W 33-20	H			
1933-34	W 30-19	H			
	W 27-23	H			
1934-35	W 38-21	H			

	W 53-14	H			
1935-36	W 47-19	H			
	W 50-19	H			
Northeastern Illinois					
Arkansas leads 1-0					
Home: 1-0					
1997-98	W 114-56	H			
Northern Arizona					
Arkansas leads 1-0					
Home: 1-0					
1996-97	W 101-75	H			
Northwestern (La.) St.					
Arkansas leads 7-1					
Home: 5-1					
Neutral: 2-0					
1953-54	W 71-62	H			
1954-55	L 74-68	H			
1969-70	W 81-74	N (LR)			
1987-88	W 77-55	N (LR)			
1993-94	W 111-76	H			
2000-01	W 115-47	H			
2007-08	W 90-59	H			
2008-09	W 95-56	H			
Northwestern Oklahoma St.					
Arkansas leads 1-0					
Neutral: 1-0					
1937-38	W 45-44	N (Okla. City)			
Notre Dame					
Arkansas leads 1-0					
Neutral: 1-0					
1977-78	W 71-69	N (St. Louis)			
Oakland					
Arkansas leads 1-0					
Home: 1-0					
2006-07	W 91-57	H			
Ohio St.					
Arkansas leads 2-1					
Away: 0-1					
Neutral: 2-0					
1984-85	L 85-84	A			
1985-86	W 79-70 (OT)	N (PB)			
1986-87	W 97-94	N (Honolulu)			
Oklahoma					
Arkansas leads 13-11					
Home: 6-5					
Away: 3-6					
Neutral: 4-0					
1938-39	W 39-31	A			
	W 36-30	A			
1939-40	L 49-36	H			
	W 40-38	H			
1944-45	W 54-51	N (Okla. City)			
1955-56	L 69-59	H			
1956-57	W 59-55	H			
1957-58	L 64-52	A			
1958-59	W 61-52	H			
1969-70	L 85-69	A			
1970-71	L 115-100	H			
1975-76	W 64-56	N (LR)			
1977-78	W 64-53	A			
1978-79	W 80-74	H			
1983-84	W 84-78	N (Anchorage, Alaska)			
1990-91	W 110-88	H			
1994-95	W 86-8				



1943-44	L 66-41	A
	L 17-15	N (Okl. City)
1944-45	L 43-34	N (Okl. City)
	W 41-38	N (LR)
	L 49-40	N (El Dorado, Ark.)
	L 68-41	N (Kansas City)
1945-46	L 53-29	A
	L 46-31	N (Okl. City)
1946-47	L 42-38	N (LR)
	L 49-44 (OT)	N (Okl. City)
1948-49	L 53-28	A
	L 50-45	H
1949-50	L 43-41	A
	L 44-36	N (LR)
	L 57-33	N (Okl. City)
1950-51	L 55-53	A
	L 44-33	H
	L 54-41	N (Okl. City)
1955-56	L 70-66 (OT)	A
1956-57	L 59-50	H
1957-58	L 65-40	N (Lawrence, Kan.)
1959-60	W 54-50	H
1960-61	L 59-50 (OT)	A
1961-62	W 63-54	H
1962-63	L 46-45 (OT)	A
1963-64	L 74-65	H
1964-65	L 66-52	H
1965-66	W 55-52	H
1966-67	W 51-46	A
	L 50-43	N (Memphis)
1967-68	L 61-52	H
1968-69	L 73-68	A
1969-70	L 80-67	H
1970-71	L 67-65	A
1971-72	W 90-76	H
2000-01	L 74-73	N (Tulsa)
2001-02	L 85-76	N (NLR)
2002-03	L 71-45	A
2003-04	L 73-58	H
Oklahoma City		
Arkansas leads 8-4		
Home: 5-1		
Away: 2-3		
1948-49	W 31-29	H
1954-55	W 81-76	A
	W 55-52	H
1967-68	L 92-90	A
1968-69	L 84-73	H
1969-70	L 73-70	A
1974-75	L 79-77	A
1975-76	W 84-63	A
1976-77	W 71-60	H
1979-80	W 86-65	H
1980-81	W 76-70	H
Oral Roberts		
Arkansas leads 9-2		
Home: 6-0		
Away: 1-2		
Neutral: 2-0		
1984-85	W 64-57	N (LR)
1985-86	W 54-51	A
1986-87	W 95-75	N (LR)
1995-96	W 66-65	H
1996-97	L 86-81	A
1997-98	W 81-75	H
2001-02	W 71-57	H
2002-03	L 76-64	A
2003-04	W 77-71	H
2006-07	W 68-56	H
2007-08	W 62-51	H
Oregon		
Arkansas leads 3-0		
Away: 1-0		
Neutral: 2-0		
1944-45	W 79-76	N (Kansas City)
1989-90	W 102-75	N (LR)
1990-91	W 71-68	A
Oregon St.		
Oregon St. leads 1-0		
Neutral: 0-1		
1948-49	L 56-38	N (Kansas City)
Ouachita Baptist		
Arkansas leads 1-0		
Neutral: 1-0		
1942-43	W 44-29	N (Fort Smith, Ark.)
Penn St.		
Arkansas leads 1-0		
Neutral: 1-0		
1995-96	W 86-80	N (Providence, R.I.)

Pepperdine		
Arkansas leads 1-0		
Neutral: 1-0		
1947-48	W 70-44	N (Los Angeles)
Pittsburg (Kan.) St.		
Arkansas leads 15-8		
Home: 12-3		
Away: 2-5		
Neutral: 1-0		
1929-30	L 36-23	A
	L 51-20	A
1930-31	L 40-31	H
	L 28-26	H
1931-32	L 36-20	A
	W 32-21	H
1939-40	L 62-50	H
	W 49-42	H
	W 44-33	N (Okl. City)
1940-41	W 48-45	A
	W 71-45	H
1942-43	W 57-46	H
	W 43-38	H
1943-44	W 42-37	H
	L 50-42	A
1944-45	W 45-3	A
	W 76-45	H
1946-47	L 53-52	A
1947-48	W 75-42	H
1948-49	W 79-53	H
1949-50	W 59-41	H
1952-53	W 79-63	H
1970-71	W 107-82	H
Pittsburgh		
Tied 2-2		
Home: 1-0		
Neutral: 1-2		
1949-50	W 41-36	N (LR)
1973-74	L 91-83	N (LR)
1986-87	L 114-82	N (Honolulu)
1996-97	W 76-71	H
Portland St.		
Arkansas leads 1-0		
Home: 1-0		
2005-06	W 107-69	H
Prairie View A&M		
Arkansas leads 1-0		
Home: 1-0		
2004-05	W 102-50	H
Princeton		
Arkansas leads 1-0		
Home: 1-0		
1989-90	W 68-64	H
Providence		
Providence leads 2-1		
Home: 1-0		
Away: 0-1		
Neutral: 0-1		
1998-99	W 118-79	H
1999-00	L 87-81	A
2007-08	L 67-51	N (San Juan, Puerto Rico)
Purdue		
Tied 1-1		
Neutral: 1-1		
1938-39	L 57-51	N (New Orleans)
1982-83	W 78-68	N (Tampa)
Quincy College		
Arkansas leads 1-0		
Neutral: 1-0		
1991-92	W 123-60	N (PB)
Radford		
Arkansas leads 1-0		
Home: 1-0		
2005-06	W 75-55	H
Rice		
Arkansas leads 101-40		
Home: 55-11		
Away: 40-28		
Neutral: 6-1		
1923-24	L 22-19	A
	W 29-22	A
1924-25	W 37-19	H
	W 29-9	H
1925-26	W 54-15	A
	W 25-17	A
1926-27	W 36-18	H
	W 34-18	H

1927-28	W 20-11	A
	W 28-23	A
1928-29	W 51-18	H
	W 44-13	H
1929-30	W 30-26	A
	L 37-16	A
1930-31	W 36-32	H
	W 31-25	H
1931-32	W 25-23	A
	W 34-19	A
1932-33	W 36-32	H
	W 33-23	H
1933-34	W 31-29	A
	W 22-20	A
1934-35	W 31-30	H
	W 37-19	H
1935-36	W 33-26	A
	L 35-29	A
1936-37	W 52-29	H
	W 52-34	H
1937-38	W 38-31	H
	W 59-37	H
1938-39	W 50-45	A
	W 40-35	A
1939-40	L 60-43	A
	L 42-28	A
1940-41	W 66-41	H
	W 48-43	H
1941-42	L 51-38	A
Rider College		
Arkansas leads 1-0		
Home: 3-0		
1988-89	W 96-89	H
Rockhurst		
Arkansas leads 4-0		
Home: 3-0		
Away: 1-0		
1971-72	W 102-72	H
1972-73	W 87-76	A
1974-75	W 78-61	H
1977-78	W 99-63	H
St. John's		
Tied 1-1		
Neutral: 1-1		
1984-85	L 68-65	N (Salt Lake City)
1992-93	W 80-74	N (Winston-Salem, N.C.)
St. Peter's		
Arkansas leads 2-0		
Away: 1-0		
Neutral: 1-0		
1982-83	W 52-48	A
1983-84	W 82-49	N (LR)
Saint Louis		
Saint Louis leads 7-3		
Home: 2-1		
Away: 0-6		
Neutral: 1-0		
1925-26	L 40-30	A
1929-30	L 32-13	A
1930-31	L 24-18	A
	W 33-30	H
1931-32	L 25-23	A
	W 33-19	H
1942-43	L 43-37	A
1954-55	L 99-72	A
1955-56	L 68-66	H
1997-98	W 78-70	N (San Juan, P.R.)
Samford		
Arkansas leads 2-0		
Home: 1-0		
Neutral: 1-0		
1985-86	W 72-51	H
1989-90	W 97-67	N (PB)
Sam Houston St.		
Arkansas leads 2-0		
Home: 1-0		
Neutral: 1-0		
1988-89	W 97-79	N (LR)
2002-03	W 78-67	H
San Diego St.		
Arkansas leads 2-0		
Neutral: 2-0		
1981-82	W 85-68	N (PB)
1985-86	W 76-64	N (LR)
San Francisco		
Arkansas leads 2-0		
Home: 1-0		
Away: 1-0		
1947-48	W 74-58	A
1996-97	W 77-63	H
San Francisco St.		
San Francisco St. leads 1-0		
Neutral: 0-1		
1971-72	L 84-81	N (LR)
Santa Clara		
Arkansas leads 1-0		
Neutral: 1-0		
1999-00	W 79-60	N (Hilo, Hawaii)
Siena		
Arkansas leads 1-0		
Neutral: 1-0		
1998-99	W 94-80	N (Denver)
South Alabama		
Arkansas leads 5-1		
Home: 1-1		
Away: 3-0		
Neutral: 1-0		
1988-89	W 103-71	N (PB)
1989-90	W 105-90	A
1990-91	W 101-91	H
1991-92	W 101-82	A
2008-09	W 79-77	A
2009-10	L 74-61	H



Alvin Robertson had 26 points and eight steals in the 1983 NCAA Tournament victory over Purdue.

1974-75	W 74-67	A
	W 86-51	H
1975-76	W 80-62	A
	W 111-68	H
1976-77	W 72-45	A
	W 78-51	N (LR)
1977-78	W 69-60	A
	W 69-48	H
1978-79	W 79-66	H
	W 68-50	A
1979-80	W 73-64	H
	W 77-73	A
1980-81	W 57-52	A
	W 75-59	H
1981-82	W 60-54	H
	W 72-65 (OT)	A
1982-83	W 70-43	H
	W 82-55	A
1983-84	L 65-62	A
	W 79-54	H
1984-85	W 67-56	H
	L 71-68	A
1985-86	W 58-50	A
	W 60-59	H
1986-87	W 62-54	H
	W 88-68	A
1987-88	W 80-61	A
	W 112-87	H
1988-89	W 81-77	H
	W 83-70	A
1989-90	W 70-66	A
	W 104-80	H
1990-91	W 86-62	A
	W 100-87	H
	W 109-80	N (Dallas)
2005-06	W 80-61	N (NLR)

SERIES RECORDS



RAZORBACKS

COACHES

PLAYERS

09 - 10 SEASON

HISTORY

RECORDS

MEDIA

UNIVERSITY

South Carolina		
Arkansas leads 13-9		
Since Arkansas joined the SEC in '91-92: Same		
Home: 7-3		
Away: 4-5		
Neutral: 2-1		
1991-92	W 89-73	H
1992-93	W 86-76	A
1993-94	W 79-53	H
1994-95	W 88-73	A
1995-96	W 81-69	H
	W 80-58	N (New Orleans)
1996-97	L 78-65	A
1997-98	W 96-88	H
1998-99	W 72-66	A
1999-00	L 76-65	H
2000-01	W 69-67	A
2001-02	L 62-60	H
2002-03	L 72-65	A
2003-04	W 82-66	H
	L 91-81	N (Atlanta)
2004-05	L 64-52	A
2005-06	W 73-59	H
2006-07	L 66-60	A
	W 82-52	N (Atlanta)
2007-08	L 70-66	H
2008-09	L 82-78 (OT)	A
2009-10	W 92-79	H
South Dakota		
Arkansas leads 1-0		
Home: 1-0		
1932-33	W 33-27	H
Southeast Missouri St.		
Arkansas leads 6-1		
Home: 5-1		
Neutral: 1-0		
1924-25	L 28-21	H
1978-79	W 90-51	H
1982-83	W 74-57	H
1983-84	W 98-69	H
1992-93	W 96-72	N (PB)
2003-04	W 78-68	H
2006-07	W 92-52	H
Southeastern Louisiana		
Arkansas leads 3-0		
Home: 3-0		
1984-85	W 65-62	H
1998-99	W 95-57	H
2008-09	W 91-87 (OT)	H
Southeastern Oklahoma St.		
Arkansas leads 9-2		
Home: 9-2		
1929-30	W 32-29	H
	W 24-22	H
1936-37	W 33-19	H
	W 39-28	H
1938-39	W 51-33	H
	W 36-21	H
1939-40	W 32-20	H
	L 26-25	H
1941-42	W 30-19	H
	W 38-36	H
1955-56	L 65-64	H
Southern Colorado		
Arkansas leads 1-0		
Home: 1-0		
1976-77	W 91-43	H
Southern California		
Southern Cal leads 3-0		
Away: 0-1		
Neutral: 0-2		
1966-67	L 70-67	A
1985-86	L 88-74	H
2006-07	L 77-60	N (Spokane, Wash.)
Southern Illinois		
Arkansas leads 3-2		
Home: 0-1		
Away: 0-1		
Neutral: 3-0		
1970-71	L 99-78	A
1971-72	L 93-92	H
1972-73	W 97-96	N (LR)
1985-86	W 86-72	N (LR)
2006-07	W 61-53 (OT)	N (Orlando, Fla.)

Southern Methodist		
Arkansas leads 94-58		
Home: 54-17		
Away: 36-33		
Neutral: 4-8		
1923-24	L 17-11	H
	W 21-15	H
1924-25	W 29-25	A
	W 39-20	A
1925-26	W 29-27	H
	W 28-8	H
1926-27	W 32-30	A
	W 32-31	A
1927-28	W 48-26	H
	W 34-22	H
1928-29	W 32-26	A
	W 39-17	A
1929-30	W 28-27	H
	W 44-29	H
1930-31	W 32-27	A
	L 40-27	A
1931-32	W 46-20	H
	W 29-20	H
1932-33	W 40-23	A
	W 26-25	A
1933-34	W 39-35	H
	L 44-37	H
1934-35	L 30-22	A
	L 41-27	A
1935-36	W 34-23	H
	W 40-28	H
1936-37	L 29-25	A
	W 37-28	A
1937-38	W 32-23	H
	W 34-26	H
1938-39	L 47-31	A
	L 32-19	A
1939-40	W 75-40	H
	W 36-26	H
1940-41	W 40-23	A
	W 40-32	A
1941-42	W 52-22	N (Okla. City)
	W 35-33	H
	W 36-34	H
1942-43	W 39-35	A
	W 36-29	A
1943-44	W 68-58	H
	W 74-49	H
1944-45	W 59-52	A
	W 65-49	A
1945-46	W 81-53	H
	W 74-46	H
1946-47	L 64-62	A
	L 47-44	A
1947-48	W 47-40	H
	W 58-57	H
1948-49	W 54-45	A
	W 47-39	H
1949-50	W 63-55	H
	L 57-48	A
1950-51	L 60-45	A
	W 50-48	H
1951-52	L 54-40	N (Dallas)
	L 54-50	H
	L 57-48	A
1952-53	L 65-62	N (Dallas)
	W 71-66	A
	L 79-74	H
1953-54	L 70-66	N (Houston)
	W 61-58	H
	L 92-68	A
1954-55	W 85-74	H
	L 83-69	A
1955-56	L 67-62	N (Houston)
	L 58-53	H
	W 72-80	A
1956-57	L 64-60	N (Houston)
	L 69-55	A
	L 87-59	H
1957-58	L 49-46	A
	W 65-63	H
	W 61-55	N (Shreveport)
1958-59	L 65-64	N (Houston)
	L 59-50	H
	L 56-51	A
1959-60	L 67-56	N (Houston)
	L 72-70	H
	L 93-82	A
1960-61	W 76-74	H
	W 88-82 (OT)	A
1961-62	L 77-70	H
	L 84-81	A
1962-63	W 73-71	A
	W 82-79	H
1963-64	W 82-71	H
	L 86-71	A

1964-65	L 84-76	H
	L 88-75	A
1965-66	L 75-74	H
	L 67-66	A
1966-67	L 69-59	H
	L 69-66	A
1967-68	W 70-68	A
	L 95-87	H
1968-69	L 84-69	A
	L 76-68	N (LR)
1969-70	L 76-75	A
	W 88-72	H
1970-71	L 90-88	A
	L 112-99	H
1971-72	L 85-71	A
	W 88-74	H
1972-73	L 110-94	A
	W 103-96	H
1973-74	W 89-88	H
	L 95-87	A
1974-75	W 73-69	A
	W 72-50	H
1975-76	L 82-81	H
	L 82-76	A
	W 74-70	H
1976-77	W 77-59	A
	L 81-58	H
1977-78	W 72-65	H
	W 86-75	A
1978-79	W 79-67	A
	W 71-55	H
1979-80	W 84-69	H
	L 62-58	A
1980-81	W 92-50	A
	W 47-33	H
1981-82	W 68-48	H
	W 54-53	A
1982-83	W 63-56	A
	W 71-61	H
1983-84	W 70-69	H
	W 80-71	A
1984-85	L 63-60 (OT)	A
	W 69-66	H
	W 68-55	N (Dallas)
1985-86	L 71-66	H
	L 90-80	A
1986-87	W 76-63	H
	L 93-76	A
1987-88	W 85-83 (OT)	A
	L 73-63	H
1988-89	W 93-73	H
	W 81-68	A
1989-90	W 80-61	A
	W 77-46	H
	W 84-51	N (Dallas)
1990-91	W 98-70	H
	W 79-70	A
1992-93	W 72-53	A
1993-94	W 96-70	H
1994-95	W 78-66	A
1995-96	W 73-46	H
Southern Miss		
Arkansas leads 5-1		
Home: 1-1		
Neutral: 4-0		
1978-79	W 93-79	N (PB)
1980-81	W 76-68	N (PB)
1981-82	W 63-54	N (PB)
1982-83	W 64-62	N (PB)
2000-01	L 63-54	H
2005-06	W 77-35	H
Southern (La.) University		
Arkansas leads 1-0		
Neutral: 1-0		
1985-86	W 76-75	N (PB)
Southern Utah		
Arkansas leads 2-0		
Home: 1-0		
Neutral: 1-0		
1988-89	W 109-76	N (PB)
1996-97	W 92-52	H
Southwest Kansas St.		
SW Kansas leads 1-0		
Neutral: 0-1		
1937-38	L 36-33	N (Okla. City)
Southwestern (Tenn.)		
Arkansas leads 1-0		
Home: 1-0		
1940-41	W 58-35	H

Stanford		
Stanford leads 1-0		
Away: 0-1		
1947-48	L 60-53	A
Stephen F. Austin		
Arkansas leads 4-0		
Home: 3-0		
Neutral: 1-0		
1935-36	W 53-24	N (Houston)
2006-07	W 70-59	H
2008-09	W 67-51	H
2009-10	W 72-69	H
St. Joseph's (Pa.)		
Arkansas leads 1-0		
Away: 1-0		
1946-47	W 46-36	A
Syracuse		
Arkansas leads 1-0		
Neutral: 1-0		
1994-95	W 96-94 (OT)	N (Austin, Texas)
Tennessee		
Tennessee leads 15-12		
Since Ark. Joined the SEC in '91-92: UT leads 14-9		
Home: 5-4		
Away: 2-8		
Neutral: 5-3		
1936-37	W 42-34	N (New Orleans)
1948-49	W 58-55	N (Memphis)
1960-61	W 89-76	N (LR)
1963-64	L 77-57	N (New Orleans)
1991-92	L 83-81	A
1992-93	L 101-91	H
1993-94	W 65-64	A
1994-95	W 97-79	H
1995-96	L 66-59	A
1996-97	W 77-54	H
1997-98	L 74-71	A
	W 102-96	N (Atlanta)
1998-99	W 69-52	H
1999-00	L 73-66	A
2000-01	W 82-77 (OT)	H
2001-02	L 64-53	A
	L 68-61	N (Atlanta)
2002-03	L 70-62	H
2003-04	L 69-65	A
2004-05	W 70-68	H
	L 65-46	N (Atlanta)
2005-06	W 73-69	A
2006-07	L 83-72	H
2007-08	L 93-71	A
	W 92-91	N (Atlanta)
2008-09	L 74-72	H
2009-10	L 80-73	A
Tennessee-Chattanooga		
Arkansas leads 1-0		
Home: 1-0		
2001-02	W 98-84	H


Tennessee-Martin		
Arkansas leads 2-0		
Home: 2-0		
1973-74	W 80-68	H
1992-93	W 90-69	H
Tennessee St.		
Arkansas leads 3-0		
Home: 3-0		
1995-96	W 86-67	H
2000-01	W 90-68	H
2004-05	W 96-68	H
Texas		
Arkansas leads 85-66		
Home: 46-21		
Away: 27-42		
Neutral: 12-3		
1923-24	L 30-26	H
	L 32-21	H
1924-25	L 20-18	A
	L 21-12	A
1925-26	W 35-12	H
	W 27-7	H
1926-27	L 32-29	A
	L 28-24	A
1927-28	W 42-26	H
	W 59-29	H
1928-29	W 48-32	A
	L 36-25	A
1929-30	W 22-19	H
	L 29-27	H
1930-31	W 29-21	A
	L 27-25	A



1946-47	L 49-44	A
	L 66-46	A
1947-48	W 54-40	H
	L 54-43	H
1948-49	W 60-54	A
	W 54-50	H
1949-50	W 60-51	H
	W 51-37	A
1950-51	L 50-42	H
	W 40-38	A
1951-52	L 62-51	A
	W 45-44	H
1952-53	L 70-65	H
	L 62-57	A
1953-54	L 66-65	N (Houston)
	L 64-61	A
	L 67-57	H
1954-55	L 75-74	A
	W 79-74	H
1955-56	W 70-67	A
	W 79-69	H
1956-57	W 89-76	N (Houston)
	W 67-66	H
	W 70-54	A
1957-58	W 83-67	N (Houston)
	W 57-55	A
	W 74-60	H
1958-59	W 77-74	A
	W 63-56	H
1959-60	W 68-58	N (Houston)
	L 72-66	A
	L 71-57	H
1960-61	L 68-58	A
	W 74-59	H
1961-62	L 73-59	A
	L 61-60	H
1962-63	L 69-63	H
	L 99-86	A
1963-64	W 58-53	H
	L 80-67	A
1964-65	L 81-65	A
	L 74-72	N (LR)
1965-66	W 93-82	H
	L 74-70	A
1966-67	L 71-62	A
	L 67-61	H
1967-68	W 85-80	N (LR)
	W 74-73	A
1968-69	L 67-59	A
	W 69-65	H
1969-70	L 75-69	A
	W 78-61	H
1970-71	L 88-79	H
	W 88-87 (OT)	A
1971-72	L 117-93	A
	L 92-86	H
1972-73	W 76-72	A
	W 86-74	H
1973-74	L 96-81	A
	L 99-82	H
1974-75	W 56-52	H
	W 68-56	A
1975-76	L 59-57	A
	W 75-68	N (LR)
1976-77	W 86-58	A
	W 73-61	H
1977-78	L 75-69	A
	W 75-71	H
1978-79	L 66-63	H
	W 68-58	A
	W 39-38	N (Houston)
1979-80	W 55-50	A
	W 60-59	H
	W 64-62	N (San Antonio)
1980-81	L 62-60	H
	W 54-48	A
	L 76-73	N (LR)
1981-82	L 87-73	A
	W 62-55 (OT)	H
1982-83	W 83-64	H
	W 84-67	A
1983-84	W 70-66	A
	W 59-41	H
1984-85	W 64-58	H
	W 60-51	A
	W 66-46	N (Dallas)
1985-86	L 59-55	A
	L 61-57	H
1986-87	W 79-62	H
	L 78-73	A
1987-88	W 91-62	H
	L 79-72	A
1988-89	W 99-92	A
	W 105-82	H
	W 100-76	N (Dallas)
1989-90	W 109-100	H
	W 103-96 (OT)	A

1990-91	W 101-89	H
	L 99-86	A
	W 120-89	N (Dallas)
2006-07	L 80-76	A
2008-09	W 67-61	H
2009-10	L 96-85	H
Texas-Arlington		
Arkansas leads 5-0		
Home: 3-0		
Away: 1-0		
Neutral: 1-0		
1965-66	W 78-64	H
1968-69	W 80-69	H
	W 87-78	N (LR)
1969-70	W 85-73	A
1999-00	W 102-95 (OT)	H

1938-39	W 61-42	H
	W 66-38	H
1939-40	W 37-25	A
	L 41-38	A
1940-41	W 66-38	H
	W 53-36	H
1941-42	W 47-45	A
	W 40-31	A
1942-43	W 79-49	H
	L 67-52	H
1943-44	W 70-35	A
	W 60-38	A
1944-45	W 80-21	H
	W 87-36	H
1945-46	L 56-55	A
	W 53-43	A



Lee Mayberry scored 20 points in the 120-89 victory over Texas in the finals of the 1991 Southwest Conference Tournament.

Texas-Pan American		
Arkansas leads 2-0		
Home: 2-0		
1999-00	W 70-56	H
2005-06	W 66-38	H
Texas-San Antonio		
Arkansas leads 4-0		
Home: 2-0		
Away: 1-0		
Neutral: 1-0		
1981-82	W 71-42	A
1982-83	W 78-59	H
1984-85	W 74-67	N (LR)
2007-08	W 67-42	H

Texas A&M		
Arkansas leads 96-50		
Home: 52-14		
Away: 37-33		
Neutral: 7-3		
1923-24	L 35-27	A
	L 32-17	A
1924-25	W 54-18	H
	W 38-17	H
1925-26	W 37-27	A
	W 35-27	A
1926-27	W 37-34	H
	W 25-16	H
1927-28	W 42-18	A
	W 46-31	A
1928-29	W 49-32	H
	W 38-29	H
1929-30	W 28-24	A
	W 25-23	A
1930-31	W 30-19	H
	L 37-34	H
1931-32	L 28-23	A
	W 33-27	A
1932-33	L 25-21	H
	L 25-23	H
1933-34	W 23-22	A
	L 35-23	A
1934-35	W 45-41	H
	W 51-31	H
1935-36	W 22-18	A
	W 34-27	A
1936-37	W 45-19	H
	W 36-32	H
1937-38	W 45-32	A
	W 33-22	A

1946-47	W 62-56	H
	W 71-58	H
1947-48	W 62-47	A
	W 57-46	A
1948-49	W 62-47	H
	W 61-46	A
1949-50	L 43-35	A
	W 52-46	H
1950-51	L 34-33	A
	W 45-38	H
1951-52	L 49-46	N (Dallas)
	L 47-42	H
	W 49-40	A
1952-53	L 56-48	A
	W 45-38	H
1953-54	W 80-55	H
	W 67-54	A
1954-55	W 74-70	N (Houston)
	L 62-59	A
	W 73-63	H
1955-56	W 80-49	N (Houston)
	W 98-66	H
	W 61-52	A
1956-57	W 73-65	A
	W 63-46	H
1957-58	W 67-51	H
	L 66-57	A
1958-59	L 63-62	H
	W 72-71	A
1959-60	L 77-68	H
	L 82-61	A
1960-61	L 81-62	A
	L 70-68	H
1961-62	W 64-59	H
	L 89-79	A
1962-63	W 66-55	H
	L 80-78	A
1963-64	L 72-64	A
	L 60-57	H
1964-65	L 82-79	H
	L 91-77	A
1965-66	L 75-72	A
	W 94-71	H
1966-67	W 47-46	N (LR)
	L 60-53	A
1967-68	W 75-70	H
	L 71-67	A
1968-69	L 73-68	H
	L 79-66	A
1969-70	L 64-59	H
	L 72-60	A

1970-71	L 87-83	H
	L 92-89	A
1971-72	W 100-89	H
	L 86-85	A
1972-73	W 84-73	H
	L 108-82	A
1973-74	L 86-80 (OT)	A
	W 97-86	H
1974-75	W 95-89 (2OT)	H
	L 62-60	A
1975-76	W 93-91 (2OT)	H
	L 70-69	A
1976-77	W 72-58	H
	W 63-62	A
1977-78	W 84-68	H
	W 80-79	A
1978-79	L 74-69 (OT)	A
	W 60-56	H
1979-80	L 45-39	A
	W 45-44	H
	L 52-50	N (San Antonio)
1980-81	W 52-47	H
	W 65-61	A
1981-82	W 64-63	A
	W 92-75	H
1982-83	W 66-64	A
	W 62-55	H
1983-84	W 77-54	H
	W 59-58	A
	W 49-47	N (Dallas)
1984-85	W 70-67	H
	W 58-53	H
1985-86	L 81-67	A
	L 93-76	H
	L 67-51	N (Dallas)
1986-87	W 87-69	H
	W 100-97 (2OT)	A
1987-88	L 74-67	A
	W 79-58	H
	W 76-64	N (Dallas)
1988-89	W 75-60	H
	L 82-71	A
	W 94-84	N (Dallas)
1989-90	W 100-84	A
	W 114-100	H
1990-91	W 113-88	H
	W 111-72	A
	W 108-61	N (Dallas)

Texas Christian		
Arkansas leads 104-38		
Home: 54-15		
Away: 46-21		
Neutral: 4-2		
1923-24	L 31-30	H
	L 23-21	H
1924-25	L 28-26	A
	W 21-20	A
1925-26	W 24-23	H
	L 30-15	H
1926-27	W 24-16	A
	W 23-22	A
1927-28	W 23-18	H
	W 28-24	H
1928-29	W 41-24	A
	W 66-26	A
1929-30	W 32-21	H
	W 22-18	H
1930-31	L 35-26	A
	W 30-29	A
1931-32	L 31-27	H
	W 37-24	H
1932-33	L 29-19	A
	L 30-26	A
1933-34	W 31-15	H
	L 28-21	H
1934-35	W 41-20	A
	W 42-24	A
1935-36	W 47-15	H
	W 40-29	H
1936-37	W 38-35	A
	W 43-21	A
1937-38	W 53-26	H
	W 57-38	H
1938-39	W 44-32	A
	W 51-38	A
1939-40	W 59-45	H
	W 52-36	H
1940-41	W 67-42	A
	W 66-43	A
1941-42	W 41-33	H
	W 63-37	H
1942-43	L 37-25	N (Okla. City)
	W 33-23	A
	W 54-39	A
1943-44	W 71-50	H

	W 60-29	H
1944-45	W 37-33	A
	W 60-35	A
1945-46	L 53-50	H
	W 58-36	H
1946-47	W 54-39	A
	W 63-53	A
1947-48	W 37-30	H
	W 47-38	H
1948-49	W 41-36	A
	W 67-52	H
1949-50	W 52-43	H
	W 45-39	A
1950-51	L 42-31	A
	L 52-42	H
1951-52	W 56-45	N (LR)
	L 68-56	A
1952-53	L 49-46	H
	L 65-63	A
1953-54	W 60-50	N (Houston)
	W 66-59	A
	W 70-55	H
1954-55	L 67-62	H
	W 110-89	A
1955-56	W 74-72	A
	W 90-71	H
1956-57	W 62-58	H
	L 64-57	A
1957-58	W 65-49	H
	W 56-46	A
1958-59	L 52-45	A
	L 76-71	H
1959-60	W 74-60	H
	W 66-61	A
1960-61	W 88-75	H
	W 96-76	A
1961-62	W 64-61	A
	W 90-80	H
1962-63	W 81-59	A
	W 104-94	H
1963-64	W 66-60	A
	W 108-77	H
1964-65	W 88-70	A
	W 96-72	H
1965-66	L 88-85	A
	W 91-73	H
1966-67	L 78-61	A
	W 83-78	H
1967-68	W 68-67	H
	L 77-75	A
1968-69	L 85-79	A
	W 63-47	H
1969-70	L 82-68	H
	L 97-95	A
1970-71	L 89-87	H
	L 92-86	A
1971-72	L 95-77	A
	L 98-90	H
1972-73	W 90-75	H
	W 96-95	A
1973-74	W 86-74	A
	W 109-99	H
1974-75	W 70-61	A
	W 81-57	H
1975-76	W 100-65	H
	W 83-66	A
	W 81-65	H
1976-77	W 62-45	H
	W 79-64	A
1977-78	W 43-35	N (LR)
	W 77-57	A
	W 84-42	H
1978-79	W 90-51	A
	W 108-65	H
1979-80	W 70-58	A
	W 74-47	H
1980-81	W 85-51	H
	W	

SERIES RECORDS



RAZORBACKS

1989-90	W 93-79	H
	L 81-79	A
1990-91	W 93-73	A
	W 97-61	H
Texas Southern		
Arkansas leads 4-0		
Home: 2-0		
Neutral: 2-0		
1988-89	W 97-79	N (LR)
1993-94	W 129-63	H
1994-95	W 79-78	N (Austin, Texas)
2008-09	W 80-61	H

COACHES

Texas St.		
Arkansas leads 3-0		
Home: 3-0		
2001-02	W 90-68	H
2002-03	W 70-60	H
2005-06	W 73-67	H

PLAYERS

Texas Tech		
TTU leads 39-38		
Home: 23-11		
Away: 11-23		
Neutral: 4-5		
1942-43	W 43-38	N (Okla. City)
1957-58	W 71-67	N (Houston)
	W 58-55	H
	L 69-48	A
1958-59	L 72-62	N (Houston)
	W 61-57	H
	W 80-69	A
1959-60	L 82-79	A
	W 78-55	H
1960-61	L 72-66	H
	L 87-81	A
1961-62	L 66-64	H
	L 76-64	A
1962-63	L 80-75	A
	W 83-78	H
1963-64	L 93-84	A
	L 87-86	H
1964-65	L 93-78	A
	L 87-80	H
1965-66	W 74-65	H
	L 79-74	A
1966-67	W 70-65	H
	L 73-59	A
1967-68	W 61-56	H
	L 74-72	A
1968-69	W 64-53	H
	L 59-57	A
1969-70	L 50-48	A
	L 76-71	N (LR)
1970-71	L 98-68	A
	L 89-87	H
1971-72	L 76-73	H
	L 86-85	A
1972-73	L 73-64	A
	L 64-63	H
1973-74	L 80-77	H
	L 89-83	A
1974-75	W 65-62	H
	L 63-55	A
1975-76	W 92-86 (2OT)	H
	L 86-78	A
	L 70-63	H
1976-77	W 41-38	A
	W 60-53	H
1977-78	W 54-49	A
	W 58-49	H
1978-79	W 63-57	H
	W 66-65	A
	W 93-77	N (Houston)
1979-80	W 71-69 (OT)	A
	W 84-60	H
1980-81	W 60-55	H
	W 64-61	A
1981-82	L 79-74	A
	W 67-61	H
1982-83	W 62-59	A
	W 77-63	H
1983-84	W 67-57	H
	W 55-49	A
1984-85	L 64-48	A
	L 52-50	H
	L 67-64	N (Dallas)
1985-86	L 48-46	H
	W 79-72 (OT)	A
1986-87	L 95-73	A
	W 93-75	H
	L 73-59	N (Dallas)
1987-88	W 69-48	H
	W 75-65	A
1988-89	W 69-62	H
	L 84-73	A

09 - 10 SEASON

1942-43	W 43-38	N (Okla. City)
1957-58	W 71-67	N (Houston)
	W 58-55	H
	L 69-48	A
1958-59	L 72-62	N (Houston)
	W 61-57	H
	W 80-69	A
1959-60	L 82-79	A
	W 78-55	H
1960-61	L 72-66	H
	L 87-81	A
1961-62	L 66-64	H
	L 76-64	A
1962-63	L 80-75	A
	W 83-78	H
1963-64	L 93-84	A
	L 87-86	H
1964-65	L 93-78	A
	L 87-80	H
1965-66	W 74-65	H
	L 79-74	A
1966-67	W 70-65	H
	L 73-59	A
1967-68	W 61-56	H
	L 74-72	A
1968-69	W 64-53	H
	L 59-57	A
1969-70	L 50-48	A
	L 76-71	N (LR)
1970-71	L 98-68	A
	L 89-87	H
1971-72	L 76-73	H
	L 86-85	A
1972-73	L 73-64	A
	L 64-63	H
1973-74	L 80-77	H
	L 89-83	A
1974-75	W 65-62	H
	L 63-55	A
1975-76	W 92-86 (2OT)	H
	L 86-78	A
	L 70-63	H
1976-77	W 41-38	A
	W 60-53	H
1977-78	W 54-49	A
	W 58-49	H
1978-79	W 63-57	H
	W 66-65	A
	W 93-77	N (Houston)
1979-80	W 71-69 (OT)	A
	W 84-60	H
1980-81	W 60-55	H
	W 64-61	A
1981-82	L 79-74	A
	W 67-61	H
1982-83	W 62-59	A
	W 77-63	H
1983-84	W 67-57	H
	W 55-49	A
1984-85	L 64-48	A
	L 52-50	H
	L 67-64	N (Dallas)
1985-86	L 48-46	H
	W 79-72 (OT)	A
1986-87	L 95-73	A
	W 93-75	H
	L 73-59	N (Dallas)
1987-88	W 69-48	H
	W 75-65	A
1988-89	W 69-62	H
	L 84-73	A

HISTORY

1942-43	W 43-38	N (Okla. City)
1957-58	W 71-67	N (Houston)
	W 58-55	H
	L 69-48	A
1958-59	L 72-62	N (Houston)
	W 61-57	H
	W 80-69	A
1959-60	L 82-79	A
	W 78-55	H
1960-61	L 72-66	H
	L 87-81	A
1961-62	L 66-64	H
	L 76-64	A
1962-63	L 80-75	A
	W 83-78	H
1963-64	L 93-84	A
	L 87-86	H
1964-65	L 93-78	A
	L 87-80	H
1965-66	W 74-65	H
	L 79-74	A
1966-67	W 70-65	H
	L 73-59	A
1967-68	W 61-56	H
	L 74-72	A
1968-69	W 64-53	H
	L 59-57	A
1969-70	L 50-48	A
	L 76-71	N (LR)
1970-71	L 98-68	A
	L 89-87	H
1971-72	L 76-73	H
	L 86-85	A
1972-73	L 73-64	A
	L 64-63	H
1973-74	L 80-77	H
	L 89-83	A
1974-75	W 65-62	H
	L 63-55	A
1975-76	W 92-86 (2OT)	H
	L 86-78	A
	L 70-63	H
1976-77	W 41-38	A
	W 60-53	H
1977-78	W 54-49	A
	W 58-49	H
1978-79	W 63-57	H
	W 66-65	A
	W 93-77	N (Houston)
1979-80	W 71-69 (OT)	A
	W 84-60	H
1980-81	W 60-55	H
	W 64-61	A
1981-82	L 79-74	A
	W 67-61	H
1982-83	W 62-59	A
	W 77-63	H
1983-84	W 67-57	H
	W 55-49	A
1984-85	L 64-48	A
	L 52-50	H
	L 67-64	N (Dallas)
1985-86	L 48-46	H
	W 79-72 (OT)	A
1986-87	L 95-73	A
	W 93-75	H
	L 73-59	N (Dallas)
1987-88	W 69-48	H
	W 75-65	A
1988-89	W 69-62	H
	L 84-73	A

RECORDS

1942-43	W 43-38	N (Okla. City)
1957-58	W 71-67	N (Houston)
	W 58-55	H
	L 69-48	A
1958-59	L 72-62	N (Houston)
	W 61-57	H
	W 80-69	A
1959-60	L 82-79	A
	W 78-55	H
1960-61	L 72-66	H
	L 87-81	A
1961-62	L 66-64	H
	L 76-64	A
1962-63	L 80-75	A
	W 83-78	H
1963-64	L 93-84	A
	L 87-86	H
1964-65	L 93-78	A
	L 87-80	H
1965-66	W 74-65	H
	L 79-74	A
1966-67	W 70-65	H
	L 73-59	A
1967-68	W 61-56	H
	L 74-72	A
1968-69	W 64-53	H
	L 59-57	A
1969-70	L 50-48	A
	L 76-71	N (LR)
1970-71	L 98-68	A
	L 89-87	H
1971-72	L 76-73	H
	L 86-85	A
1972-73	L 73-64	A
	L 64-63	H
1973-74	L 80-77	H
	L 89-83	A
1974-75	W 65-62	H
	L 63-55	A
1975-76	W 92-86 (2OT)	H
	L 86-78	A
	L 70-63	H
1976-77	W 41-38	A
	W 60-53	H
1977-78	W 54-49	A
	W 58-49	H
1978-79	W 63-57	H
	W 66-65	A
	W 93-77	N (Houston)
1979-80	W 71-69 (OT)	A
	W 84-60	H
1980-81	W 60-55	H
	W 64-61	A
1981-82	L 79-74	A
	W 67-61	H
1982-83	W 62-59	A
	W 77-63	H
1983-84	W 67-57	H
	W 55-49	A
1984-85	L 64-48	A
	L 52-50	H
	L 67-64	N (Dallas)
1985-86	L 48-46	H
	W 79-72 (OT)	A
1986-87	L 95-73	A
	W 93-75	H
	L 73-59	N (Dallas)
1987-88	W 69-48	H
	W 75-65	A
1988-89	W 69-62	H
	L 84-73	A

MEDIA

1942-43	W 43-38	N (Okla. City)
1957-58	W 71-67	N (Houston)
	W 58-55	H
	L 69-48	A
1958-59	L 72-62	N (Houston)
	W 61-57	H
	W 80-69	A
1959-60	L 82-79	A
	W 78-55	H
1960-61	L 72-66	H
	L 87-81	A
1961-62	L 66-64	H
	L 76-64	A
1962-63	L 80-75	A
	W 83-78	H
1963-64	L 93-84	A
	L 87-86	H
1964-65	L 93-78	A
	L 87-80	H
1965-66	W 74-65	H
	L 79-74	A
1966-67	W 70-65	H
	L 73-59	A
1967-68	W 61-56	H
	L 74-72	A
1968-69	W 64-53	H
	L 59-57	A
1969-70	L 50-48	A
	L 76-71	N (LR)
1970-71	L 98-68	A
	L 89-87	H
1971-72	L 76-73	H
	L 86-85	A
1972-73	L 73-64	A
	L 64-63	H
1973-74	L 80-77	H
	L 89-83	A
1974-75	W 65-62	H
	L 63-55	A
1975-76	W 92-86 (2OT)	H
	L 86-78	A
	L 70-63	H
1976-77	W 41-38	A
	W 60-53	H
1977-78	W 54-49	A
	W 58-49	H
1978-79	W 63-57	H
	W 66-65	A
	W 93-77	N (Houston)
1979-80	W 71-69 (OT)	A
	W 84-60	H
1980-81	W 60-55	H
	W 64-61	A
1981-82	L 79-74	A
	W 67-61	H
1982-83	W 62-59	A
	W 77-63	H
1983-84	W 67-57	H
	W 55-49	A
1984-85	L 64-48	A
	L 52-50	H
	L 67-64	N (Dallas)
1985-86	L 48-46	H
	W 79-72 (OT)	A
1986-87	L 95-73	A
	W 93-75	H
	L 73-59	N (Dallas)
1987-88	W 69-48	H
	W 75-65	A
1988-89	W 69-62	H
	L 84-73	A

UNIVERSITY

1989-90	W 92-75	A
	W 100-77	H
1990-91	W 113-86	A
	W 87-69	H
2005-06	W 78-65	N (Dallas)
2006-07	L 71-56	N (NLR)
Texas Wesleyan		
Arkansas leads 1-0		
Neutral: 1-0		
1942-43	W 52-46	N (Okla. City)
Toledo		
Arkansas leads 1-0		
Neutral: 1-0		
1962-63	W 58-55	N (Okla. City)
Troy		
Arkansas leads 2-1		
Home: 1-1		
Neutral: 1-0		
1996-97	W 137-70	H
2002-03	L 74-66	H
2004-05	W 8	



Season	Coach	Record	Conference	Finish	Postseason	Season	Coach	Record	Conference	Finish	Postseason
1923-24	Francis Schmidt	17-11	3-9	7th	--	1985-86	Nolan Richardson	12-16	4-12	7th	--
1924-25	Francis Schmidt	21-5	10-4	3rd	--	1986-87	Nolan Richardson	19-14	8-8	5th	NIT Second Round
1925-26	Francis Schmidt	23-2	11-1	1st	--	1987-88	Nolan Richardson	21-9	11-5	T-2nd	NCAA First Round
1926-27	Francis Schmidt	14-2	8-2	1st	--	1988-89	Nolan Richardson	25-7	13-3	1st	NCAA Second Round
1927-28	Francis Schmidt	19-1	12-0	1st	--	1989-90	Nolan Richardson	30-5	14-2	1st	NCAA Final Four
1928-29	Francis Schmidt	19-1	11-1	1st	--	1990-91	Nolan Richardson	34-4	15-1	1st	NCAA Regional Final
1929-30	Charles Bassett	16-7	10-2	1st	--	• Arkansas joins the Southeastern Conference •					
1930-31	Charles Bassett	14-9	7-5	T-3rd	--	1991-92	Nolan Richardson	26-8	13-3	1st Overall	NCAA Second Round
1931-32	Charles Bassett	18-6	8-4	3rd	--	1992-93	Nolan Richardson	22-9	10-6	1st West	NCAA Regional Semifinal
1932-33	Charles Bassett	14-7	6-6	4th	--	1993-94	Nolan Richardson	31-3	14-2	1st Overall	NCAA Champion
1933-34	Glen Rose	16-8	6-6	T-3rd	--	1994-95	Nolan Richardson	32-7	12-4	T-1st West	NCAA Runner-up
1934-35	Glen Rose	14-5	9-3	T-1st	--	1995-96	Nolan Richardson	20-13	9-7	T-2nd West	NCAA Regional Semifinal
1935-36	Glen Rose	24-3	11-1	1st	--	1996-97	Nolan Richardson	18-14	8-8	2nd West	NIT Final Four
1936-37	Glen Rose	12-6	8-4	2nd	--	1997-98	Nolan Richardson	24-9	11-5	2nd West	NCAA Second Round
1937-38	Glen Rose	19-3	11-1	1st	--	1998-99	Nolan Richardson	23-11	9-7	2nd West	NCAA Second Round
1938-39	Glen Rose	18-5	9-3	2nd	--	1999-00	Nolan Richardson	19-15	7-9	3rd West	NCAA First Round
1939-40	Glen Rose	12-10	6-6	4th	--	2000-01	Nolan Richardson	20-11	10-6	2nd West	NCAA First Round
1940-41	Glen Rose	20-3	12-0	1st	NCAA Final Four	2001-02	Nolan Richardson**	14-15	6-10	T-4th West	--
1941-42	Glen Rose	19-4	10-2	T-1st	--	2002-03	Stan Heath	9-19	4-12	T-5th West	--
1942-43	Eugene Lambert	19-7	8-4	3rd	--	2003-04	Stan Heath	12-16	4-12	6th West	--
1943-44	Eugene Lambert	16-8	11-1	T-1st	NCAA Selection*	2004-05	Stan Heath	18-12	6-10	4th West	--
1944-45	Eugene Lambert	17-9	9-3	2nd	NCAA Final Four	2005-06	Stan Heath	22-10	10-6	T-2nd West	NCAA First Round
1945-46	Eugene Lambert	16-7	9-3	2nd	--	2006-07	Stan Heath	21-14	7-9	3rd West	NCAA First Round
1946-47	Eugene Lambert	14-10	8-4	T-2nd	--	2007-08	John Pelphrey	23-12	9-7	2nd West	NCAA Second Round
1947-48	Eugene Lambert	16-8	8-4	3rd	--	2008-09	John Pelphrey	14-16	2-14	6th West	--
1948-49	Eugene Lambert	15-11	9-3	T-1st	NCAA Regional	2009-10	John Pelphrey	14-18	7-9	3rd West	--
1949-50	Presley Askew	12-12	8-4	T-1st	--	Totals	87 years	1,501-840	744-476		
1950-51	Presley Askew	13-11	7-5	4th	--			(.641)	(.610)		
1951-52	Presley Askew	10-14	4-8	T-6th	--						
1952-53	Glen Rose	10-11	4-8	T-5th	--						
1953-54	Glen Rose	13-9	6-6	T-3rd	--						
1954-55	Glen Rose	14-9	8-4	T-2nd	--						
1955-56	Glen Rose	11-12	9-3	2nd	--						
1956-57	Glen Rose	11-12	5-7	5th	--						
1957-58	Glen Rose	17-10	9-5	T-1st	NCAA Regional						
1958-59	Glen Rose	9-14	6-8	T-5th	--						
1959-60	Glen Rose	12-11	7-7	T-4th	--						
1960-61	Glen Rose	16-7	9-5	3rd	--						
1961-62	Glen Rose	14-10	5-9	6th	--						
1962-63	Glen Rose	13-11	8-6	4th	--						
1963-64	Glen Rose	9-14	6-8	6th	--						
1964-65	Glen Rose	9-14	5-9	5th	--						
1965-66	Glen Rose	13-10	7-7	T-4th	--						
1966-67	Duddy Waller	6-17	4-10	T-7th	--						
1967-68	Duddy Waller	10-14	7-7	5th	--						
1968-69	Duddy Waller	10-14	4-10	8th	--						
1969-70	Duddy Waller	5-19	3-11	8th	--						
1970-71	Lanny Van Eman	5-21	1-13	8th	--						
1971-72	Lanny Van Eman	8-18	5-9	6th	--						
1972-73	Lanny Van Eman	16-10	9-5	T-2nd	--						
1973-74	Lanny Van Eman	10-16	6-8	5th	--						
1974-75	Eddie Sutton	17-9	11-3	2nd	--						
1975-76	Eddie Sutton	19-9	9-7	4th	--						
1976-77	Eddie Sutton	26-2	16-0	1st	NCAA First Round						
1977-78	Eddie Sutton	32-4	14-2	T-1st	NCAA Final Four						
1978-79	Eddie Sutton	25-5	13-3	T-1st	NCAA Regional Final						
1979-80	Eddie Sutton	21-8	13-3	2nd	NCAA First Round						
1980-81	Eddie Sutton	24-8	13-3	1st	NCAA Regional Semifinal						
1981-82	Eddie Sutton	23-6	12-4	1st	NCAA Second Round						
1982-83	Eddie Sutton	26-4	14-2	2nd	NCAA Regional Semifinal						
1983-84	Eddie Sutton	25-7	14-2	2nd	NCAA First Round						
1984-85	Eddie Sutton	22-13	10-6	2nd	NCAA Second Round						

RAZORBACKS

COACHES

PLAYERS

09-10 SEASON

HISTORY

RECORDS

MEDIA

UNIVERSITY

* Southwest Conference champion Arkansas prevented from participating in NCAA Tournament due to an automobile accident.

** Mike Anderson was 1-1 as interim head coach.



Nolan Richardson, with former President Bill Clinton, won 389 games and guided Arkansas to the Final Four three times from 1986-2002.



RAZORBACKS

COACHES

PLAYERS

09-10 SEASON

HISTORY

RECORDS

MEDIA

UNIVERSITY

Years	Coach	Years	W	L	Pct.
1924-29	Francis Schmidt	6	113	22	.837
1930-33	Charles Bassett	4	62	29	.681
1934-42	Glen Rose	9	154	47	.766
1943-49	Eugene Lambert	7	113	60	.653
1950-52	Presley Askew	3	35	37	.486
1953-66	Glen Rose	14	171	154	.526
1967-70	Duddy Waller	4	31	64	.326
1971-74	Lanny Van Eman	4	39	65	.375
1975-85	Eddie Sutton	11	260	75	.776
1986-02	Nolan Richardson**	17	389	169	.697
** Mike Anderson was 1-1 as interim head coach in 2002.					
2003-07	Stan Heath	5	82	71	.536
2008-	John Pelphey	3	51	46	.526
Totals		86	1,501	840	.641



Presley Askew



Charles Bassett



Stan Heath



Eugene Lambert



John Pelphey



Nolan Richardson



Glen Rose



Francis Schmidt



Eddie Sutton



Lanny Van Eman



Duddy Waller



1923-24
17-11, 3-9 (7th)
Coach: Francis Schmidt

Opponent	Site	W/L	Score
@NE Oklahoma St.	A	W	19-13
@NE Oklahoma St.	A	W	33-12
Boynton Boys School	H	W	46-18
Jonesboro YMCA	H	L	38-25
Gay Oil Company	H	W	34-19
North Little Rock High	H	W	35-28
Fort Smith Faculty	H	W	69-8
Ozark Athletic Club	H	W	61-36
NE Oklahoma St.	H	W	43-22
NE Oklahoma St.	H	W	42-14
Arkansas Normal	H	W	62-27
Arkansas Normal	H	W	34-14
Southwest Missouri St.	H	L	38-31
Southwest Missouri St.	H	W	22-21
SMU*	H	L	17-11
SMU*	H	W	21-15
TCU*	H	L	31-30
TCU*	H	L	23-21
Hendrix College	H	W	28-18
Hendrix College	H	W	39-21
@Baylor*	A	L	33-29
@Baylor*	A	W	28-14
@Texas A&M*	A	L	35-27
@Texas A&M*	A	L	32-17
@Rice*	A	L	22-19
@Rice*	A	W	29-22
Texas*	H	L	30-26
Texas*	H	L	32-21

* Southwest Conference games

1924-25
21-5, 9-3 (3rd)
Coach: Francis Schmidt

Opponent	Site	W/L	Score
@College of the Ozarks	A	W	27-18
Gay Oil Company @ LR	N	W	31-13
England National Bank @ LR	N	W	31-22
Stuttgart Athletic Club	H	W	34-18
Jonesboro YMCA	H	W	28-24
Southeast Missouri St.	H	L	28-21
@Cairo (Ill.) Aces	A	W	35-7
@Bemis (Tenn.) YMCA	A	W	31-24
@Arkansas St.	A	W	31-9
@England Athletic Club	A	W	78-22
Hendrix College	H	W	40-16
Hendrix College	H	W	34-25
@SMU*	A	W	29-25
@SMU*	A	W	39-20
@TCU*	A	L	28-26
@TCU*	A	W	21-20
Baylor*	H	W	39-14
Baylor*	H	W	23-14
Rice*	H	W	37-19
Rice*	H	W	29-9
Texas A&M*	H	W	54-18
Texas A&M*	H	W	38-17
@Texas*	A	L	20-18
@Texas*	A	L	21-12
Oklahoma St.	H	W	21-17
Oklahoma St.	H	L	25-23

* Southwest Conference games

1925-26
23-2, 11-1 (1st)
SWC champion
Coach: Francis Schmidt

Opponent	Site	W/L	Score
@Ozark Athletic Club	A	W	81-7
@Fort Smith National Guard	A	W	64-6
Union Trust Company @ LR	N	W	35-22
England Athletic Club	H	W	64-18
@Jonesboro YMCA	A	W	29-22
@Arkansas St.	A	W	32-14
@Centralia (Ill.) Lions	A	W	29-13
@New Coliseum (St. Louis) Ath. Club	A	W	29-20
@St. Louis	A	L	40-30
Hendrix College	H	W	43-25
Hendrix College	H	W	39-21
SMU*	H	W	29-27
SMU*	H	W	28-8
@Baylor*	A	W	22-9
@Baylor*	A	W	19-14
Centenary	H	W	69-21
Centenary	H	W	43-9
Texas*	H	W	35-12
Texas*	H	W	27-7
@Rice*	A	W	54-15
@Rice*	A	W	25-17
@Texas A&M*	A	W	37-27
@Texas A&M*	A	W	35-21
TCU*	H	W	24-23
TCU*	H	L	30-15

* Southwest Conference games

1926-27
14-2, 8-2 (1st)
SWC champion
Coach: Francis Schmidt

Opponent	Site	W/L	Score
NE Oklahoma St.	H	W	27-13
NE Oklahoma St.	H	W	25-19
@Graham & Broening @ LR	A	W	38-34
@Southwestern Bell @ LR	A	W	42-26
@Jonesboro YMCA	A	W	49-25
@Arkansas St.	A	W	42-12
Rice*	H	W	36-18
Rice*	H	W	34-18
@TCU*	A	W	24-16
@TCU*	A	W	23-22
Texas A&M*	H	W	37-34
Texas A&M*	H	W	25-16
@Texas*	A	L	32-29
@Texas*	A	L	28-24
@SMU*	A	W	32-30
@SMU*	A	W	32-31

* Southwest Conference games

1927-28
19-1, 12-0 (1st)
SWC champion
Coach: Francis Schmidt

Opponent	Site	W/L	Score
NE Oklahoma St.	H	W	59-29
NE Oklahoma St.	H	W	61-24
@Drury College	A	W	39-20
@Southwest Missouri St.	A	L	45-31
@College of the Ozarks	A	W	53-27
@College of the Ozarks	A	W	59-20
TCU*	H	W	23-18
TCU*	H	W	28-24



Long before Bud Walton Arena and even Barnhill Arena, Arkansas played its home games in Schmitt's Barn.

YEAR-BY-YEAR RESULTS



RAZORBACKS

Texas*	H	W	42-26	@Butler	A	L	37-21
Texas*	H	W	59-29	@St. Louis	A	L	24-18
Hendrix College	H	W	69-30	@Texas*	A	W	29-21
Hendrix College	H	W	50-24	@Texas*	A	L	27-25
@Baylor*	H	W	59-21	Rice*	H	W	36-32
@Baylor*	H	W	34-21	Rice*	H	W	31-25
SMU*	H	W	48-26	Texas A&M*	H	W	30-19
SMU*	H	W	34-22	Texas A&M*	H	L	37-34
@Rice*	A	W	20-11	@TCU*	A	L	35-26
@Rice*	A	W	28-23	@TCU*	A	W	30-29
@Texas A&M*	A	W	42-18	St. Louis	H	W	33-30
@Texas A&M*	A	W	46-31	Baylor*	H	L	29-27
				Baylor*	H	W	29-25
				Oklahoma St.	H	W	37-22
				Oklahoma St.	H	W	29-22
				@SMU*	A	W	32-27
				@SMU*	A	L	40-27

*Southwest Conference games

1928-29
19-1, 11-1 (1st)
SWC champion
Coach: Francis Schmidt

Opponent	Site	W/L	Score
NE Oklahoma St.	H	W	54-28
NE Oklahoma St.	H	W	54-34
Little Rock All-Stars	H	W	32-21
@Fort Smith Collegians	A	W	45-22
@Jonesboro YMCA	A	W	43-30
@Earle Cardinals	A	W	47-25
@SMU*	A	W	32-26
@SMU*	A	W	39-17
@TCU*	A	W	41-24
@TCU*	A	W	66-26
Baylor*	H	W	59-24
Baylor*	H	W	71-23
Drury College	H	W	52-25
Drury College	H	W	42-22
@Texas*	A	W	48-32
@Texas*	A	L	36-25
Rice*	H	W	51-18
Rice*	H	W	44-13
Texas A&M*	H	W	49-32
Texas A&M*	H	W	38-29

*Southwest Conference games

1929-30
16-7, 10-2 (1st)
SWC champion
Coach: Charles Bassett

Opponent	Site	W/L	Score
NE Oklahoma St.	H	W	57-26
NE Oklahoma St.	H	W	37-17
SE Oklahoma St.	H	W	32-29
SE Oklahoma St.	H	W	24-22
@Drury College	A	L	28-25
@St. Louis	A	L	32-13
@Southwest Missouri St.	A	L	40-21
@Pittsburg (Kan.) St.	A	L	36-23
@Pittsburg (Kan.) St.	A	L	51-20
TCU*	H	W	32-21
TCU*	H	W	22-18
Texas*	H	W	22-19
Texas*	H	L	29-27
@Baylor*	A	W	30-23
@Baylor*	A	W	27-21
@Oklahoma St.	A	W	30-20
@Oklahoma St.	A	W	30-23
SMU*	H	W	28-27
SMU*	H	W	44-29
@Texas A&M*	A	W	28-24
@Texas A&M*	A	W	25-23
@Rice*	A	W	30-26
@Rice*	A	L	37-16

*Southwest Conference games

1930-31
14-9, 7-5 (T3rd)
Coach: Charles Bassett

Opponent	Site	W/L	Score
NE Oklahoma St.	H	W	36-29
NE Oklahoma St.	H	W	39-21
Pittsburg (Kan.) St.	H	L	40-31
Pittsburg (Kan.) St.	H	L	28-26
Colonial Baking AAU @ LR	N	W	30-27
Colonial Baking AAU @ LR	N	W	30-27

1931-32
18-6, 8-4 (3rd)
Coach: Charles Bassett

Opponent	Site	W/L	Score
NE Oklahoma St.	H	W	36-29
NE Oklahoma St.	H	W	39-21
Tulsa	H	W	33-28
Tulsa	H	W	37-29
@Southwest Missouri St.	A	W	41-38
@Pittsburg (Kan.) St.	A	L	36-20
@Drury College	A	W	45-26
@St. Louis	A	L	25-23
Texas*	H	W	24-21
Texas*	H	L	27-25
Drury College	H	W	35-14
Pittsburg (Kan.) St.	H	W	32-21
SMU*	H	W	46-20
SMU*	H	W	29-20
@Baylor*	A	L	34-28
@Baylor*	A	W	42-31
TCU*	H	L	31-27
TCU*	H	W	37-24
St. Louis	H	W	33-19
Southwest Missouri St.	H	W	37-19
@Texas A&M*	A	L	28-23
@Rice*	A	W	25-23
@Rice*	A	W	34-19
@Texas A&M*	A	W	33-27

*Southwest Conference games

1932-33
14-7, 6-6 (4th)
Coach: Charles Bassett

Opponent	Site	W/L	Score
@NE Oklahoma St.	A	W	31-16
NE Oklahoma St.	H	W	33-20
@Nebraska	A	W	41-24
@Creighton	A	L	29-28
@South Dakota	A	W	33-27
@Tulsa	A	W	35-25
North Texas St.	H	W	34-20
North Texas St.	H	W	36-26
@Texas*	A	L	36-28
@Texas*	A	L	31-28
Rice*	H	W	36-32
Rice*	H	W	33-23
@TCU*	A	L	29-19
@TCU*	A	L	30-26
@SMU*	A	W	40-23
@SMU*	A	W	26-25
Tulsa	H	W	28-19
Texas A&M*	H	L	25-21
Texas A&M*	H	L	25-23
Baylor*	H	W	34-19
Baylor*	H	W	39-30

*Southwest Conference games

1933-34
16-8, 6-6 (3rd)
Coach: Glen Rose

Opponent	Site	W/L	Score
NE Oklahoma St.	H	W	30-19
NE Oklahoma St.	H	W	27-23
@Southwest Missouri St.	A	L	16-13
@Diamond Oilers @ Fort Smith	A	W	39-31
@Central Arkansas	A	W	54-30
Colonial Baking AAU @ LR	N	W	54-37
Colonial Baking AAU @ LR	N	W	37-28
Southwest Missouri St.	H	W	22-15
Tulsa	H	W	18-13
TCU*	H	W	31-15
TCU*	H	L	28-21
Oklahoma St.	H	W	46-22
Oklahoma St.	H	W	28-23
@Tulsa	A	L	25-24
@Baylor*	A	W	31-29
@Baylor*	A	L	31-20
Texas*	H	L	28-26
Texas*	H	W	32-29
@Rice*	A	W	31-20
@Rice*	A	L	25-22
@Texas A&M*	A	W	23-22
@Texas A&M*	A	L	35-23
SMU*	H	W	39-35
SMU*	H	L	44-37

*Southwest Conference games

1934-35
14-5, 9-3 (T1st)
SWC champion
Coach: Glen Rose

Opponent	Site	W/L	Score
NE Oklahoma St.	H	W	38-21
NE Oklahoma St.	H	W	53-14
@Tulsa	A	L	25-21
Diamond Oilers @ Tulsa	N	L	28-26
@East Central (Okla.) St.	A	W	50-21
Tulsa	H	W	33-14
Rice*	H	W	31-30
Rice*	H	W	37-19
@TCU*	A	W	41-20
@TCU*	A	W	42-24
@TCU*	A	W	60-32
Fort Smith Vehicle Sports	H	W	37-27
Baylor*	H	W	48-30
Baylor*	H	W	47-30
@Texas*	A	W	47-30
@Texas*	A	L	33-23
@SMU*	A	L	30-22
@SMU*	A	L	41-27
Texas A&M*	H	W	45-41
Texas A&M*	H	W	51-31

*Southwest Conference games

1935-36
24-3, 11-1 (1st)
SWC champion
U.S. Olympic finalist
Coach: Glen Rose

Opponent	Site	W/L	Score
NE Oklahoma St.	H	W	47-19
NE Oklahoma St.	H	W	50-19
@Oklahoma St.	A	L	33-21
@Oklahoma St.	A	W	24-15
@Tulsa	A	W	47-30
@Fort Smith Vehicle Sports	A	W	52-24
@Central Arkansas	A	W	42-38
@Central Arkansas	A	W	66-27
Oklahoma Tire AAU	H	W	42-39
@Texas A&M*	A	W	22-18
@Texas A&M*	A	W	34-27
@Rice*	A	W	33-26
@Rice*	A	L	35-29
Tulsa	H	W	42-28
SMU*	H	W	34-23
SMU*	H	W	40-28
@Baylor*	A	W	44-26
@Baylor*	A	W	39-14

TCU*	H	W	47-15
TCU*	H	W	40-29
Texas*	H	W	38-37
Texas*	H	W	43-31

U.S. Olympic Playoffs • Houston, Texas

Texas	N	W	27-16
Stephen F. Austin	N	W	53-24

U.S. Olympic Playoffs • Little Rock, Ark.

Western Kentucky	N	W	43-26
Western Kentucky	N	W	39-30

U.S. Olympic Playoffs • New York, N.Y.

Hollywood Universal	N	L	40-29
---------------------	---	---	-------

*Southwest Conference games

1936-37
12-6, 8-4 (2nd)
Coach: Glen Rose

Opponent	Site	W/L	Score
Drake	H	W	31-22
SE Oklahoma St.	H	W	33-19
SE Oklahoma St.	H	W	39-28
Sugar Bowl Classic • New Orleans, La.			
Tennessee	N	W	42-34
Brown Paper Mill AAU	H	L	31-29
Baylor*	H	L	25-22
Baylor*	H	W	42-24
@SMU*	A	L	29-25
@SMU*	A	W	37-28
@Texas*	A	L	39-28
@Texas*	A	L	43-31
Texas A&M*	H	W	45-19
Texas A&M*	H	W	36-32
Rice*	H	W	52-29
Rice*	H	W	52-34
Phillips 66ers	H	L	39-33
@TCU*	A	W	38-35
@TCU*	A	W	43-21

*Southwest Conference games

1937-38
19-3, 11-1 (1st)
SWC champion
Coach: Glen Rose

Opponent	Site	W/L	Score
Staf-O-Life AAU	H	W	52-26
@Murray St.	A	L	43-40
Ole Miss @ Memphis	N	W	47-43
Ole Miss @ LR	N	W	48-46
All College Tournament • At Oklahoma City, Okla.			
NW Oklahoma St.	N	W	45-44
Central (Mo.) St.	N	W	43-36
SW Kansas St.	N	L	36-33
North Texas	N	W	32-21
@Texas A&M*	A	W	45-32
@Texas A&M*	A	W	33-22
Parks Clothiers AAU	H	W	28-25
Rice*	H	W	38-31
Rice*	H	W	59-37
Marianne (Ark.) AAU	H	W	57-25
TCU*	H	W	53-26
TCU*	H	W	57-38
Texas*	H	W	74-38
Texas*	H	W	42-37
@Baylor*	A	L	54-47
@Baylor*	A	W	54-45
SMU*	H	W	32-23
SMU*	H	W	34-26

*Southwest Conference games

1938-39
18-5, 9-3 (2nd)
Coach: Glen Rose

Opponent	Site	W/L	Score
SE Oklahoma St.	H	W	51-33
SE Oklahoma St.	H	W	36-21
Phillips 66ers	H	W	32-31
Drury College	H	W	44-21
Drury College	H	W	27-19
@Oklahoma	A	W	39-31
@Oklahoma	A	W	36-30
Parks Clothiers AAU	H	L	66-28

COACHES

PLAYERS


09 - 10 SEASON

HISTORY

RECORDS

MEDIA

UNIVERSITY



George Kok's 22 points against Oregon in 1945 helped send Arkansas to its second Final Four.

Sugar Bowl Classic • New Orleans, La.

Opponent	Site	W/L	Score
Purdue	N	L	57-51
@Fort Smith Buick AAU	A	W	61-19
@SMU*	A	L	47-31
@SMU*	A	L	32-19
@Texas*	A	L	41-37
@Texas*	A	W	65-41
Baylor*	H	W	46-38
Baylor*	H	W	40-36
@TCU*	A	W	44-32
@TCU*	A	W	51-38
Parks Clothiers AAU	H	W	48-45
Texas A&M*	H	W	61-42
Texas A&M*	H	W	66-38
@Rice*	A	W	50-45
@Rice*	A	W	40-35

*Southwest Conference games

1939-40
12-10, 6-6 (4th)
Coach: Glen Rose

Opponent	Site	W/L	Score
SE Oklahoma St.	H	W	32-20
SE Oklahoma St.	H	L	26-25
Pittsburg (Kan.) St.	H	L	62-50
Pittsburg (Kan.) St.	H	W	49-42
Oklahoma	H	L	49-36
Oklahoma	H	W	40-38

All-College Tournament • Oklahoma City, Okla.

West Texas St.	N	W	48-43
Pittsburg (Kan.) St.	N	W	44-33
Oklahoma St.	N	L	32-26
Central (Mo.) St.	N	W	60-46
Texas*	H	L	52-33

Texas*	H	W	54-44
@Baylor*	A	L	40-24
@Baylor*	A	L	47-39
SMU*	H	W	75-40
SMU*	H	W	36-26
@Texas A&M*	A	W	37-25
@Texas A&M*	A	L	41-38
@Rice*	A	L	60-43
@Rice*	A	L	42-28
TCU*	H	W	59-45
TCU*	H	W	52-36

*Southwest Conference games

1940-41
20-3, 12-0 (1st)
SWC champion
NCAA Final Four
Coach: Glen Rose

Opponent	Site	W/L	Score
Drury College	H	W	62-17
Drury College	H	W	46-20
@Murray St.	A	W	52-30
Southwestern (Tenn.)	H	W	58-35
Phillips 66ers @ LR	N	W	38-24
@Phillips 66ers	A	L	35-33
@Pittsburg (Kan.) St.	A	W	48-45
@Texas*	A	W	50-38
@Texas*	A	W	44-34
Texas A&M*	H	W	68-33
Texas A&M*	H	W	58-36
Pittsburg (Kan.) St.	H	W	71-45
Baylor*	H	W	62-48
Baylor*	H	W	36-31
Rice*	H	W	66-41

Rice*	H	W	48-43
Phillips 66ers @ Tulsa	N	L	31-26
@TCU*	A	W	67-42
@TCU*	A	W	66-43
@SMU*	A	W	40-23
@SMU*	A	W	40-32

NCAA Western Regional • Kansas City, Mo.

Wyoming	N	W	52-40
---------	---	---	-------

NCAA Final Four • Kansas City, Mo.

Washington St.	N	L	64-53
----------------	---	---	-------

*Southwest Conference games

1941-42
19-4, 10-2 (T1st)
SWC champion
Coach: Glen Rose

Opponent	Site	W/L	Score
SE Oklahoma St.	H	W	30-19
SE Oklahoma St.	H	W	38-36
Central (Okla.) St.	H	W	43-23
Central (Okla.) St.	H	W	42-25

All-College Tournament • Oklahoma City, Okla.

Central (Mo.) St.	N	W	44-36
West Texas St.	N	L	54-41
SMU	N	W	52-22
East Central (Okla.)	N	W	54-28
@Phillips 66ers	A	L	34-33
SMU*	H	W	35-33
SMU*	H	W	36-34
@Rice*	A	L	51-38
@Rice	A	W	55-47
Tulsa	H	W	59-30
@Baylor*	A	W	53-43
@Baylor*	A	W	50-45
@Texas A&M*	A	W	47-45
@Texas A&M*	A	W	40-31
Texas*	H	W	42-34
Texas*	H	L	58-37
Tulsa	H	W	69-27
TCU*	H	W	41-33
TCU*	H	W	63-37

*Southwest Conference games

1942-43
19-7, 8-4 (3rd)
Coach: Eugene Lambert

Opponent	Site	W/L	Score
Camp Crowder (Mo.)	H	W	43-31
East Central (Okla.)	H	W	50-35
Pittsburg (Kan.) St.	H	W	57-46
@Camp Crowder (Mo.)	A	W	40-29
@Drury College	A	W	42-29
@Southwest Missouri St.	A	W	47-31
Quachita College @ Fort Smith	N	W	44-29

All-College Tournament • Oklahoma City, Okla.

Texas Tech	N	W	43-38
Texas Wesleyan	N	W	52-46
Texas	N	W	66-44
TCU	N	L	37-25
@Phillips 66ers	A	L	48-27
Pittsburg (Kan.) St.	H	W	43-38
@St. Louis	A	L	43-37
@SMU*	A	W	39-35
@SMU*	A	W	36-29
Rice*	H	W	52-35
Rice*	H	L	41-37
Baylor*	H	W	68-35
Baylor*	H	W	40-38
@Texas*	A	L	45-31
@Texas*	A	L	48-35
Texas A&M*	H	W	74-49
Texas A&M*	H	L	67-52
@TCU*	A	W	33-23
@TCU*	A	W	54-39

*Southwest Conference games

1943-44
16-8, 11-1 (T1st)
SWC champion
Coach: Eugene Lambert

Opponent	Site	W/L	Score
Conway (Ark.) AAU	H	W	60-33
Pittsburg (Kan.) St.	H	W	42-37
Springfield (Mo.) AAU	H	W	65-40
@Camp Chaffee (Ark.)	A	W	58-52
@City College of New York	A	W	39-37
@Albright College	A	L	47-40
DePaul @ Buffalo, N.Y.	N	L	59-30
TCU*	H	W	71-50
TCU*	H	W	60-29
@Rice*	A	W	42-41
@Rice*	A	L	67-41
SMU*	H	W	68-58
SMU*	H	W	74-49
@Oklahoma St.	A	L	66-41
Oklahoma St. @ Oklahoma City	N	L	17-15
@Phillips 66ers	A	L	57-42
@Baylor*	A	W	45-28
@Baylor*	A	W	36-34
Texas*	H	W	59-48
Texas*	H	W	54-46
@Pittsburg (Kan.) St.	A	L	50-42
@Texas A&M*	A	W	70-35
@Texas A&M*	A	W	60-38
Champ Chaffee (Fort Smith)	H	L	58-42

*Southwest Conference games

1944-45
17-9, 9-3 (2nd)
NCAA Final Four
Coach: Eugene Lambert

Opponent	Site	W/L	Score
@Pittsburg (Kan.) St.	A	W	45-33
Blytheville AAB (Ark.)	H	W	76-45
@City College of New York	A	W	59-47
@Westminster College (Pa.)	A	L	71-61

All-College Tournament • Oklahoma City, Okla.

Denver	N	W	50-36
Oklahoma	N	W	54-51
Oklahoma St.	N	L	43-34
Baylor*	H	W	94-28
Baylor*	H	W	90-30
Phillips 66ers	H	L	60-40
Oklahoma St. @ LR	N	W	41-38
Oklahoma St. @ El Dorado	N	L	49-40
@Texas*	A	L	49-40
@Texas*	A	W	74-38
@Rice*	A	L	57-46
@Rice*	A	L	69-56
@TCU*	A	W	37-33
@TCU*	A	W	60-35
Pittsburg (Kan.) St.	H	W	76-45
@SMU*	A	W	59-52
@SMU*	A	W	65-49
Texas A&M*	H	W	80-21
Texas A&M*	H	W	87-36
Phillips 66ers	H	L	62-34

NCAA Western Regional • Kansas City, Mo.

Oregon	N	W	79-76
--------	---	---	-------

NCAA Final Four • Kansas City, Mo.

Oklahoma St.	N	L	68-41
--------------	---	---	-------

*Southwest Conference games

1945-46
16-7, 9-3 (2nd)
Coach: Eugene Lambert

Opponent	Site	W/L	Score
Camp Chaffee (Ark.)	H	W	76-35
Sedalia AAB (Mo.)	H	W	101-37
Western Kentucky @ LR	N	W	66-46
Western Kentucky @ LR	N	W	67-38
Memphis NATTC	H	W	52-47
@New York University	A	L	63-62
@Kentucky	A	L	67-42
Texas*	H	W	55-47
Texas*	H	W	90-63

YEAR-BY-YEAR RESULTS



RAZORBACKS

@Baylor*	A	W	49-37
@Baylor*	A	L	40-28
Camp Hood (Texas)	H	W	62-53
SMU*	H	W	81-53
SMU*	H	W	74-56
Rice*	H	W	62-45
Rice*	H	W	68-25
TCU*	H	L	53-50
TCU*	H	W	58-36
@Oklahoma St.	A	L	53-29
Oklahoma St. @ Oklahoma City	N	L	46-31
Camp Robinson (Ark.)	H	W	64-53
@Texas A&M*	A	L	56-55
@Texas A&M*	A	W	53-43

1946-47
14-10, 8-4 (T-2nd)
Coach: Eugene Lambert

Opponent	Site	W/L	Score
Tulsa	H	W	56-21
Southwest Missouri St. @ Joplin	N	W	62-55

Big Six Tournament • Kansas City, Mo.

Nebraska	N	W	57-46
Kansas	N	L	53-52
Kansas St.	N	L	56-41
@New York University	A	L	67-46
@St. Joseph's (Pa.)	A	W	46-36
@Pittsburg (Kan.) St.	A	L	53-52
Rice*	H	W	52-51
Rice*	H	W	66-53
@TCU*	A	W	54-39
@TCU*	A	W	63-53
University of Mexico	H	W	55-37
Oklahoma St. @ LR	N	L	42-38
Oklahoma St. @ Oklahoma City	N	L	49-44 (OT)
Central Arkansas	H	W	59-39
Baylor*	H	W	55-50
Baylor*	H	W	68-57
@SMU*	A	L	64-62
@SMU*	A	L	47-44
Texas A&M*	H	W	62-56
Texas A&M*	H	W	71-58
@Texas*	A	L	49-44
@Texas*	A	L	66-46

*Southwest Conference games

1947-48
16-8, 8-4 (3rd)
Coach: Eugene Lambert

Opponent	Site	W/L	Score
Pittsburg (Kan.) St.	H	W	75-42
Culver-Stockton (Mo.)	H	W	68-36
@New York University	A	L	85-62
@LaSalle (Pa.)	A	L	69-58
North Texas	H	W	62-49

Los Angeles Tournament • Los Angeles, Calif.

Brigham Young	N	L	68-58
Loyola (Calif.)	N	W	60-47
Pepperdine	N	W	70-44

San Francisco Tournament • San Francisco, Calif.

@San Francisco	A	W	74-58
@Stanford	A	L	60-53
@Texas A&M*	A	W	58-51
@Texas A&M*	A	W	57-46
SMU*	H	W	47-40
SMU*	H	W	58-57
Alabama @ Memphis	N	W	42-35
@Arkansas St.	A	W	76-59
@Baylor*	A	L	42-38
@Baylor*	A	L	55-47
TCU*	H	W	37-30
TCU*	H	W	47-38
Texas*	H	W	54-40
Texas*	H	L	54-43
@Rice*	A	L	61-49
@Rice*	A	W	66-63 (OT)

*Southwest Conference games

1948-49
15-11, 9-3 (T-1st)
SWC champion
NCAA Regional Semifinal (Sweet 16)
Coach: Eugene Lambert

Opponent	Site	W/L	Score
@Phillips 66ers	A	L	58-40
Oklahoma City	H	W	31-29
@Oklahoma St.	A	L	53-28
@Long Island University	A	L	56-42
@Canisius	A	L	60-51
@Kentucky	A	L	76-39
Pittsburg (Kan.) St.	H	W	79-53
Oklahoma St.	H	L	50-45
Tennessee @ Memphis	N	W	58-55
Baylor*	H	L	41-37
Phillips 66ers @ LR	N	L	58-32
@SMU*	A	W	54-45
@TCU*	A	W	41-36
Rice*	H	L	49-48
Texas A&M*	H	W	62-47
@Baylor*	A	W	52-46
@Texas*	A	W	60-54
Texas*	H	W	54-50
SMU*	H	W	47-39
TCU*	H	W	67-52
@Rice*	A	L	54-48
@Texas A&M*	A	W	61-46

District VI Playoffs

Rice	N	W	50-34
Arizona	N	W	65-44

NCAA Western Regional - Kansas City, Mo.

Oregon St.	N	L	56-38
Wyoming	N	W	61-48

*Southwest Conference games

1949-50
12-12, 8-4 (T-1st)
SWC champion
Coach: Presley Askew

Opponent	Site	W/L	Score
Pittsburg (Kan.) St.	H	W	59-41
@Oklahoma St.	A	L	43-41
@LSU	A	L	62-46
@Tulane	A	W	42-41
@Illinois	A	L	65-53
@Indiana	A	L	75-50
Oklahoma St. @ LR	N	L	44-36

All-College Tournament • Oklahoma City, Okla.

Alabama	N	W	41-33
Wyoming	N	L	40-26
Oklahoma St.	N	L	57-33
Kentucky @ LR	N	L	57-53
Texas*	H	W	60-51
@Texas A&M*	A	L	43-35
@Rice*	A	W	60-56
SMU*	H	W	63-55
Baylor @ LR*	N	L	60-49
@Texas*	A	W	51-37
@Baylor*	A	L	52-42
Pittsburg (Kan.) St. @ LR	N	W	41-36
Texas A&M*	H	W	52-46
TCU*	H	W	52-43
Rice*	H	W	61-38
@SMU*	A	L	57-48
@TCU*	A	W	45-39

*Southwest Conference games

1950-51
13-11, 7-5 (4th)
Coach: Presley Askew

Opponent	Site	W/L	Score
Arkansas Tech	H	W	50-45
Tulsa	H	W	59-46
@Oklahoma St.	A	L	55-53
@Tulsa	A	L	48-46
Oklahoma St.	H	L	44-33
@Missouri	A	L	54-32
Ole Miss @ Memphis	N	W	45-35
Ole Miss @ LR	N	L	45-41

All-College Tournament • Oklahoma City, Okla.

Tulsa	N	W	53-44
Alabama	N	W	46-34
Oklahoma St.	N	L	54-41
@TCU*	A	L	42-31
@SMU*	A	L	60-45
Texas*	H	L	50-42
Baylor*	H	W	69-55
@Texas A&M*	A	L	34-33
@Rice*	A	W	50-42
SMU*	H	W	50-48
Texas A&M*	H	W	45-38
LSU @ LR	N	W	64-50
@Baylor*	A	W	55-44
@Texas*	A	W	40-38
TCU*	H	L	52-42
Rice @ LR*	N	W	57-43

*Southwest Conference games

SWC Tournament • Dallas, Texas

Texas A&M	N	L	49-46
SMU	N	L	54-40
Baylor	N	W	58-44
Texas A&M*	H	L	47-42
@Texas*	A	L	62-51
@Baylor*	A	W	54-38
Rice*	H	L	48-46
Pittsburg (Kan.) St.	H	W	53-37
TCU @ LR*	N	W	56-54
H	L	54-50	
@Rice*	A	L	59-55
@Texas A&M*	A	W	49-40
Baylor*	H	L	44-39
@SMU*	A	L	57-48
@TCU*	A	L	68-56
Texas*	H	W	45-44

*Southwest Conference games

1951-52
10-14, 4-8 (T-6th)
Coach: Presley Askew

Opponent	Site	W/L	Score
Central (Mo.) College	H	W	52-42
Phillips 66ers	H	L	74-39
Ole Miss @ LR	N	W	66-58
Ole Miss @ Memphis	N	W	68-66
@Tulsa	A	L	48-44
@Mississippi St.	A	L	79-39
Missouri	H	W	49-43
Tulsa	H	L	66-48

1952-53
10-11, 4-8 (T-5th)
Coach: Glen Rose

Opponent	Site	W/L	Score
@Tulsa	A	L	69-50
Mississippi St.	H	W	102-71
@Missouri	A	W	64-63
Ole Miss @ LR	N	W	104-72

SWC Tournament • Dallas, Texas

Arizona	N	W	68-51
SMU	N	L	65-62
Baylor	N	W	59-54
Tulsa	H	L	61-50

COACHES

PLAYERS


09 - 10 SEASON

HISTORY

RECORDS

MEDIA

UNIVERSITY



Fred Grim was an honorable mention All-American in 1958 when the Razorbacks won the Southwest Conference title and earned a spot in the NCAA Tournament.



@Texas A&M*	A	L	56-48
@Texas*	A	L	62-57
Rice*	H	W	87-68
Baylor*	H	W	49-47
Pittsburg (Kan.) St.	H	W	79-63
TCU*	H	L	49-46
@SMU*	A	W	71-66
@Rice*	A	L	70-45
Texas*	H	L	70-65
Texas A&M*	H	W	66-46
@Baylor*	A	L	74-68
@TCU*	A	L	65-63
SMU*	H	L	79-74

*Southwest Conference games

1953-54
13-9, 6-6 (T-3rd)
Coach: Glen Rose

Opponent	Site	W/L	Score
@Tulsa	A	L	51-50
Northwestern (La.) St.	H	W	71-62
@Washington (Mo.)	A	W	69-55
Missouri	H	W	64-63
Washington (Mo.) @ LR	N	W	68-50

SWC Tournament • Houston, Texas

TCU	N	W	60-50
Texas	N	L	66-65
SMU	N	L	70-66
Tulsa	H	W	55-49
Ole Miss @ Memphis	N	W	89-76
@Texas*	A	L	64-61
@Baylor*	A	L	63-59
SMU*	H	W	61-58
Rice*	H	L	80-55
Texas A&M*	H	W	80-55
@TCU*	A	W	66-59
@SMU*	A	L	92-68
TCU*	H	W	70-55
Baylor*	H	W	73-51
@Rice*	A	L	76-62
@Texas A&M*	A	W	67-54
Texas*	H	L	67-57

*Southwest Conference games

1954-55
14-9, 8-4 (T-2nd)
Coach: Glen Rose

Opponent	Site	W/L	Score
Northwestern (La.) St.	H	L	74-68
@Oklahoma City	A	W	81-76
@Tulsa	A	L	63-47
@Missouri	A	L	77-58
Ole Miss @ LR	N	W	74-64

SWC Tournament • Houston, Texas

Rice	N	W	73-66
Alabama	N	L	84-67
Texas A&M	N	W	74-70
Tulsa	H	W	68-60
TCU*	H	W	67-62
@Texas A&M*	A	L	62-59
@Rice*	A	W	83-61
Baylor*	H	W	73-63
Oklahoma City	H	W	55-52
SMU*	H	W	85-74
@Texas*	A	L	75-74
@Baylor*	A	W	75-72
Rice*	H	W	86-75
@Saint Louis	A	L	99-72
Texas*	H	W	79-74
@SMU*	A	L	83-69
Texas A&M*	H	L	73-63
@TCU*	A	W	110-89

*Southwest Conference games

1955-56
11-12, 9-3 (2nd)
Coach: Glen Rose

Opponent	Site	W/L	Score
SE Oklahoma St.	H	L	65-64
Tulsa	H	L	53-45
@Oklahoma St.	A	L	70-66 (OT)
@Oklahoma	A	L	69-59

SWC Tournament • Houston, Texas			
SMU	N	L	67-62
Baylor	N	L	67-63
Texas A&M	N	W	80-49
Missouri	H	L	51-50
@Baylor*	A	W	85-64
@Texas*	A	W	70-67
Rice*	H	W	84-70
Texas A&M*	H	W	98-66
Ole Miss @ Memphis	N	W	85-69
@TCU*	A	W	74-72
SMU*	H	L	58-53
Baylor*	H	W	36-31
@Rice*	A	L	86-65
@Texas A&M*	A	W	61-52
Texas*	H	W	79-69
@SMU*	A	L	80-72
TCU*	H	W	90-71
@Tulsa	A	L	55-51
Saint Louis	H	L	68-66

*Southwest Conference games

1956-57
11-12, 5-7 (5th)
Coach: Glen Rose

Opponent	Site	W/L	Score
Oklahoma	H	W	59-55
@Wichita St.	A	L	64-47
@Tulsa	A	W	77-70
Oklahoma St.	H	L	59-50
@Missouri	A	L	72-52
Wichita St.	H	W	80-67

SWC Tournament • Houston, Texas

Texas	N	W	89-76
Rice	N	W	81-70
SMU	N	L	64-60
@Texas A&M*	A	W	73-65
@Rice*	A	L	78-68
Baylor*	H	L	52-51
Texas*	H	W	67-66
@Kansas St.	A	L	70-56
TCU*	H	W	62-58
@SMU*	A	L	69-55
Texas A&M*	H	W	63-46
Tulsa	H	W	52-43
@TCU*	A	L	64-57
Rice*	H	L	82-69
@Baylor*	A	L	67-61
@Texas*	A	W	70-54
SMU*	H	L	87-59

*Southwest Conference games

1957-58
17-10, 9-5 (T-1st)
SWC champion
NCAA Regional Semifinal (Sweet 16)
Coach: Glen Rose

Opponent	Site	W/L	Score
@Oklahoma	A	L	64-52
New Mexico St.	H	W	59-50
@Tulsa	A	W	79-61
Ole Miss @ LR	N	W	61-58
Kansas St.	H	L	63-48
Missouri	H	W	55-45

SWC Tournament • Houston, Texas

Texas	N	W	83-67
Rice	N	L	50-49
Texas Tech	N	W	71-67
@Texas*	A	W	57-55
@Baylor*	A	W	68-53
TCU*	H	W	65-49
Texas Tech*	H	W	58-55
Tulsa	H	W	50-43
Texas A&M*	H	W	67-51
@SMU*	A	L	49-46
@TCU*	A	W	56-46
Rice*	H	L	63-59
SMU*	H	W	65-63
@Texas Tech*	A	L	69-48
@Texas A&M*	A	L	66-57
@Rice*	A	L	61-59
Baylor*	H	W	79-55

Texas*	H	W	74-60
District VI Playoff • Shreveport, La.			
SMU	N	W	61-55
NCAA Midwest Regional • Lawrence, Kan.			
Oklahoma St.	N	L	65-40
Cincinnati	N	L	97-62

*Southwest Conference games

1958-59
9-14, 6-8 (T-5th)
Coach: Glen Rose

Opponent	Site	W/L	Score
@Missouri	A	L	74-71
Oklahoma	H	W	61-52
LSU @ Shreveport	N	L	67-58
Tulsa	H	L	54-52

SWC Tournament • Houston, Texas

SMU	N	L	65-64
Baylor	N	W	60-57
Texas Tech	N	L	72-62
Texas Tech*	H	W	61-57
@TCU*	A	L	52-45
Rice*	H	W	72-61
Texas A&M*	H	L	63-62
@Tulsa	A	L	61-54
@Baylor*	A	L	64-58
SMU*	H	L	59-50
@Texas*	A	W	77-74
@Rice*	A	L	68-62
TCU*	H	L	76-71
Baylor*	H	W	59-53
@Texas A&M*	A	W	72-71
@SMU*	A	L	56-51
Texas*	H	W	63-56
@Texas Tech*	A	L	80-69

*Southwest Conference games

1959-60
12-11, 7-7 (T-4th)
Coach: Glen Rose

Date	Opponent	UA/Opp Rank	Site	W/L	Score
12/4	Missouri		H	L	75-71
12/5	Oklahoma St.		H	W	54-50
12/7	Tulsa		H	W	65-51
12/12	Ole Miss @ LR		N	L	78-63
12/21	Centenary		H	W	75-55

SWC Tournament • Houston, Texas

12/28	Baylor		N	W	71-66
12/29	SMU		N	L	67-56
12/30	Texas		N	W	68-58
1/5	TCU*		H	W	74-60
1/9	@Baylor*		A	W	90-83 (2 OT)
1/11	@Texas*		A	L	72-66
1/16	Rice*		H	W	74-63
1/28	@Tulsa		A	L	78-65
2/2	@Texas Tech*		A	L	82-79
2/6	SMU*		H	L	72-70
2/9	Texas A&M*	nr/12	H	L	77-68
2/13	@TCU*		A	W	66-61
2/16	Texas Tech*		H	W	78-55
2/20	@Texas A&M*	nr/11	A	L	82-61
2/22	@Rice*		A	W	94-74
2/26	Texas*		H	L	71-57
2/29	Baylor*		H	W	83-74
3/2	@SMU*		A	L	93-82

*Southwest Conference games

1960-61
16-7, 9-5 (3rd)
Coach: Glen Rose

Date	Opponent	UA/Opp Rank	Site	W/L	Score
12/3	@Missouri		A	W	84-75
12/6	@Oklahoma St.		A	L	59-50 (OT)
12/8	North Texas		H	W	94-80
12/10	Ole Miss @ Blytheville		N	W	77-71
12/13	@Tulsa		A	L	64-59
12/17	Centenary		H	W	71-61
12/21	Alabama @ LR		N	W	83-76
12/22	Tennessee @ LR		N	W	89-76
1/4	@Texas*		A	L	68-58
1/7	SMU*		H	W	76-74

1/10	@Texas A&M*	A	L	81-62
1/14	Rice*	H	W	80-55
1/26	Tulsa	H	W	66-58
1/31	@Baylor*	A	W	74-58
2/4	TCU*	H	W	88-75
2/7	Texas Tech*	H	L	72-66
2/11	@Rice*	A	W	84-72
2/14	Texas*	H	W	74-59
2/18	@Texas Tech*	A	L	87-81
2/22	@TCU*	A	W	96-76
2/24	Baylor*	H	W	70-48
2/27	@SMU*	A	W	88-82 (OT)
3/2	Texas A&M*	H	L	70-68

*Southwest Conference games

1961-62
14-10, 5-9 (6th)
Coach: Glen Rose

Date	Opponent	UA/Opp Rank	Site	W/L	Score
12/1	@Kansas		A	L	85-74
12/4	Missouri		H	W	72-68
12/8	@North Texas		A	W	68-61
12/12	Oklahoma St.		H	W	63-54
12/14	Tulsa		H	W	87-59
12/16	Ole Miss @ LR		N	W	59-54
12/21	LSU @ Shreveport		N	W	84-81 (OT)

Poinsetta Classic • Greenville, S.C.

12/29	Clemson		N	W	62-60
12/30	Georgia Tech		N	W	72-42
1/3	Texas A&M*		H	W	64-59
1/6	@Texas*		A	L	73-59
1/9	SMU*		H	L	77-70
1/12	@TCU*		A	W	64-61
1/24	@Tulsa		A	W	99-77
1/30	Rice*		H	W	104-84
2/3	Texas Tech*		H	L	66-64
2/6	@Baylor*		A	L	76-60
2/10	TCU*		H	W	90-80
2/13	@Rice*		A	L	63-55
2/17	@Texas Tech*		A	L	76-64
2/20	Baylor*		H	W	76-75
2/23	@Texas A&M*		A	L	89-79
2/27	Texas*		H	L	61-60
3/6	@SMU*		A	L	84-81

*Southwest Conference games

1962-63
13-11, 8-6 (4th)
Coach: Glen Rose

Date	Opponent	UA/Opp Rank	Site	W/L	Score
12/3	Kansas		H	W	64-62 (OT)
12/8	@Missouri		A	W	70-61
12/11	@Oklahoma St.		A	L	46-45 (OT)
12/13	Tulsa		H	L	76-68
12/15	Ole Miss @ Blytheville		N	W	90-60
12/19	LSU @ LR		N	L	72-70

All-College Tournament • Oklahoma City, Okla.

12/27	Loyola (Chicago)		N	L	81-62
12/28	Toledo		N	W	58-55
12/29	Creighton		N	W	73-61
1/3	@SMU*		A	W	73-71
1/5	Texas*		H	L	69-63
1/8	@TCU*		A	W	81-59
1/12	@Rice*		A	L	85-70
1/31	@Tulsa		A	L	68-66
2/2	Texas A&M*		H	W	66-55
2/5	@Texas Tech*		A	L	80-75
2/9	Baylor*		H	W	75-65
2/12	Rice*		H	L	69-65
2/16	@Texas A&M*		A	L	80-78
2/19	Texas Tech*		H	W	83-78
2/23	@Baylor*		A	W	67-61
2/26	SMU*		H	W	82-79
3/1	@Texas*		A	L	99-86
3/5	TCU*		H	W	104-94

*Southwest Conference games

YEAR-BY-YEAR RESULTS



1963-64 9-14, 6-8 (6th) Coach: Glen Rose

Date	Opponent	UA/Opp Rank	Site	W/L	Score
11/30	Southwestern Louisiana		H	W	71-65
12/2	Missouri		H	L	76-74
12/4	@Kansas		A	L	73-60
12/9	Oklahoma St.		H	L	74-65
12/14	@Vanderbilt		A	L	101-77
12/20	Lamar Tech		H	W	86-80

Gulf States Classic • Shreveport, La.

12/27	Tennessee		N	L	77-57
12/28	Ole Miss		N	W	76-68

1/4 @Texas Tech*
1/7 Texas*
1/11 @TCU*
1/25 @Tulsa
1/27 @Baylor*
2/4 Rice*
2/8 @Texas A&M*
2/11 SMU*
2/15 Baylor*
2/18 @Rice*
2/22 Texas A&M*
2/25 @SMU*
2/29 Texas Tech*
3/3 @Texas*
3/5 TCU*

*Southwest Conference games

1964-65 9-14, 5-9 (5th) Coach: Glen Rose

Date	Opponent	UA/Opp Rank	Site	W/L	Score
12/1	Kansas	nr/18	H	L	65-60
12/5	@Missouri		A	L	81-71
12/9	Oklahoma St.		H	L	66-52
12/12	Hardin-Simmons		H	W	68-63
12/15	Tulsa		H	W	65-64

Great South Classic • Shreveport, La.

12/29	Ole Miss		N	W	82-48
12/30	VMI		N	L	72-70

1/5 @TCU*
1/9 @Texas Tech*
1/12 Rice*
1/16 @Baylor*
1/28 @Mississippi St.
1/29 @Georgia Tech
2/3 Texas A&M*
2/6 SMU*
2/9 @Texas*
2/13 TCU*
2/16 Baylor*
2/20 @Texas A&M*
2/23 Texas @ LR*
2/27 @Rice*
3/2 Texas Tech*
3/4 @SMU*

*Southwest Conference games

1965-66 13-10, 7-7 (4th) Coach: Glen Rose

Date	Opponent	UA/Opp Rank	Site	W/L	Score
12/1	@Kansas	nr/8	A	L	81-52
12/4	Missouri		H	W	75-62
12/7	Oklahoma St.		H	W	55-52
12/13	@Centenary		A	W	90-61
12/18	Texas-Arlington		H	W	78-64

Sun Bowl Classic • El Paso, Texas

12/29	Iowa	nr/4	N	L	77-75
12/30	Loyola (La.)		N	W	67-57

1/4 @TCU*
1/8 Texas Tech*
1/11 @Texas A&M*
1/15 Texas*
1/27 Mississippi St. @ LR
1/28 @Georgia Tech
2/2 SMU*
2/5 Baylor*

2/8	@Rice*		A	W	76-71
2/12	@Baylor*		A	L	82-71
2/15	Rice*		H	W	73-67
2/19	@SMU*		A	L	67-66
2/22	TCU*		H	W	91-73
2/25	@Texas Tech*		A	L	79-74
3/1	@Texas*		A	L	74-70
3/3	Texas A&M*		H	W	94-71

1966-67 6-17, 4-10 (T-7th) Coach: Duddy Waller

Date	Opponent	UA/Opp Rank	Site	W/L	Score
12/1	Kansas		H	L	73-57
12/3	@Missouri		A	L	73-66
12/7	@Oklahoma St.		A	W	51-46
12/12	Centenary		H	L	81-80

Memphis Tournament • Memphis, Tenn.

12/16	Memphis		A	L	43-36
12/17	Oklahoma St.		N	L	50-43

Los Angeles Holiday Classic • Los Angeles, Calif.

12/28	Southern Cal		A	L	70-67
12/29	Arizona		N	W	65-61
12/30	Michigan		N	L	82-72

1/3 @Texas*
1/7 Texas Tech*
1/10 @Baylor*
1/14 Texas A&M @ LR*
1/17 SMU*
1/28 @TCU*
1/31 @Rice*
2/11 Texas*
2/14 @Texas A&M*
2/18 Rice*
2/21 @SMU*
2/25 TCU*
2/28 @Texas Tech*
3/2 Baylor*

*Southwest Conference games

1967-68 10-14, 7-7 (5th) Coach: Duddy Waller

Date	Opponent	UA/Opp Rank	Site	W/L	Score
12/2	Missouri		H	L	74-52
12/5	Oklahoma St.		H	L	61-52



Dean Tolson averaged 22.5 points and 13.2 rebounds in 1974.

12/9	Ole Miss @ LR		N	W	64-62
12/11	@Centenary		A	W	85-65
12/19	Centenary @ LR		N	W	90-82
12/21	@Alabama		A	L	82-65

All-College Tournament • Oklahoma City, Okla.

12/28	Auburn		N	L	65-58
12/29	Fordham		N	L	80-73
12/30	Idaho St.		N	L	77-75

1/3 Texas A&M*
1/6 @Rice*
1/9 @Baylor*
1/13 Texas @ LR*
1/25 @Oklahoma City
1/30 TCU*
2/3 @SMU*
2/6 Texas Tech*
2/10 @TCU*
2/13 @Texas Tech*
2/17 SMU*
2/20 @Texas A&M*
2/24 Rice*
2/27 Baylor*
3/2 @Texas*

*Southwest Conference games

1968-69 10-14, 4-10 (8th) Coach: Duddy Waller

Date	Opponent	UA/Opp Rank	Site	W/L	Score
11/30	Missouri		H	L	60-59
12/3	@Oklahoma St.		A	L	73-68
12/7	@Ole Miss		A	L	65-61 (OT)
12/9	@Centenary		A	W	79-50
12/14	Texas-Arlington		H	W	80-69
12/17	Centenary		H	W	79-50
12/21	Alabama @ LR		N	W	52-48

Little Rock Classic • Little Rock, Ark.

12/27	Texas-Arlington		N	W	87-78
12/28	Centenary		N	W	56-48

1/7 @Rice*
1/11 Texas A&M*
1/13 @Texas*
1/24 Oklahoma City
1/28 Baylor*
2/1 @TCU*
2/4 Texas Tech*
2/8 @SMU*
2/11 TCU*

2/15	SMU @ LR*		N	L	76-68
2/18	@Texas Tech*		A	L	59-57
2/22	Rice*		H	L	74-67
2/25	@Texas A&M*		A	L	79-66
3/1	@Baylor*		A	L	66-54
3/4	Texas*		H	W	69-65

*Southwest Conference games

Lineup

Name				Pts.	Rebs.
5-11	Sr.	G	Benton Cone	9.8	2.7
6-3	Jr.	G	Robert McKenzie	13.5	5.0
6-4	Jr.	G/F	Ricky Tanneberger	9.8	5.4
6-5	Jr.	F	James Eldridge	13.7	7.1
6-5	Sr.	F	Gary Stephens	9.6	6.7

1969-70 5-19, 3-11 (8th) Coach: Duddy Waller

Date	Opponent	UA/Opp Rank	Site	W/L	Score
12/1	@Missouri		A	L	58-51
12/5	Oklahoma St.		H	L	80-67

Liberty Bowl Classic • Memphis, Tenn.

12/10	Tulsa		N	L	74-66
12/11	Mississippi St.		N	L	76-74
12/13	@Texas-Arlington		A	W	85-73

Bayou Classic • Lafayette, La.

12/19	Kentucky Wesleyan		N	L	76-75
12/20	@Southwestern Louisiana		A	L	94-85

12/22 @Oklahoma
1/2 Northwestern St. (La.) @ LR
1/6 Texas A&M*
1/10 @Texas*
1/21 @Oklahoma City
1/24 @Baylor*
1/27 TCU*
1/31 @Texas Tech*
2/3 Rice*
2/7 @SMU*
2/10 Baylor*
2/14 SMU*
2/17 @Rice*
2/21 Texas Tech @ LR*
2/24 @Texas A&M*
2/28 Texas*
3/3 @TCU*

*Southwest Conference games

Lineup

Name				Pts.	Rebs.
6-0	So.	G	Almer Lee	17.0	3.2
6-3	Sr.	G	Robert McKenzie	15.2	7.6
6-4	Sr.	G/F	Ricky Tanneberger	8.0	3.7
6-7	Jr.	C	Bobby Vint	4.3	4.5
6-5	Sr.	F	James Eldridge	15.2	7.3

1970-71 5-21, 1-13 (8th) Coach: Lanny Van Eman

Date	Opponent	UA/Opp Rank	Site	W/L	Score
12/1	Missouri		H	L	80-78
12/5	@Hardin-Simmons		A	L	112-96
12/7	@Oklahoma St.		A	L	67-65
12/10	Pittsburg (Kan.) St.		H	W	107-82
12/12	@Southern Illinois		A	L	99-78
12/14	@Iowa St.		A	L	86-77
12/17	Mississippi St.		H	L	69-67
12/19	@Centenary		A	W	71-61
12/21	Missouri-St. Louis		H	W	91-84

1/5 Oklahoma
1/7 Hardin-Simmons
1/9 Texas*
1/12 @Texas Tech*
1/16 Rice*
1/28 Washburn (Kan.)
1/30 @SMU*
2/2 TCU*
2/6 Texas A&M*
2/9 SMU*
2/13 @Baylor*
2/16 @TCU*
2/20 @Texas*



Charles Ballentine and the Razorbacks were greeted by fans in Fayetteville after Reed's halfcourt shot knocked off defending national champion Louisville in the second round of the 1981 NCAA Tournament.

RAZORBACKS
COACHES
PLAYERS
09-10 SEASON
HISTORY
RECORDS
MEDIA
UNIVERSITY

2/6	SMU*	nr/4	H	W	69-66
2/9	@TCU*		A	L	72-66 (OT)
2/14	@Texas*		A	W	60-51
2/16	Texas Tech*		H	L	52-50
2/20	Houston*		H	W	73-59
2/24	@Rice*		A	L	71-68
3/2	Baylor*		H	W	106-71

SWC Tournament • Dallas, Texas

3/8	Texas		N	W	66-46
3/9	SMU	nr/13	N	W	68-55
3/10	Texas Tech		N	L	67-64

NCAA West Regional • Salt Lake City, Utah

3/14	Iowa		N	W	63-54
3/16	St. John's	nr/3	N	L	68-65

*Southwest Conference games

Lineup					
Name		Pts.	Rebs.	Assts.	
6-2 Fr. G	Allie Freeman	4.5	1.5		
6-3 Fr. G	Kenny Hutchinson	3.3	1.5		
6-7 So. G/F	William Mills	9.4	3.5	4.5	
6-11 Sr. C	Joe Kleine	22.1	8.4		
6-6 Sr. F	Charles Balentine	12.7	5.6		

1985-86
12-16, 4-12 (7th)
Coach: Nolan Richardson

Date	Opponent	UA/Opp Rank	Site	W/L	Score
11/24	Southern Ill. @ LR		N	W	86-72
11/29	Southern Univ. @ PB		N	W	76-75
12/1	Southwest Mo. St.		H	W	68-67
12/3	San Diego St. @ LR		N	W	76-64
12/5	Samford		H	W	72-51
12/7	@Minnesota		A	L	71-64
12/14	Ohio St. @ PB	nr/20	N	W	79-70 (OT)
12/18	Alabama St. @ LR		N	W	87-69
12/21	@Kansas	nr/6	A	L	89-78
12/28	@Oral Roberts		A	W	54-51
1/2	SMU*		H	L	71-66
1/4	@TCU*		A	L	71-62
1/8	@Texas*		A	L	59-55

1/11	Texas Tech*		H	L	48-46
1/15	Houston*		H	L	87-85 (OT)
1/18	@Rice*		A	W	58-50
1/25	Southern California		H	L	88-74
1/27	Baylor*		H	W	81-76 (OT)
1/29	@Texas A&M*		A	L	81-67
2/1	@SMU*		A	L	90-80
2/5	TCU*		H	L	73-71 (2 OT)
2/8	Texas*		H	L	61-57
2/12	@Texas Tech*		A	W	79-72 (OT)
2/15	@Houston*		A	L	93-83
2/19	Rice*		H	W	60-59
2/26	@Baylor*		A	L	65-64
3/1	Texas A&M*		H	L	93-76

SWC Tournament • Dallas, Texas

3/7	Texas A&M		N	L	67-51
-----	-----------	--	---	---	-------

*Southwest Conference games

Lineup (most starts)					
Name		Pts.	Rebs.	Assts.	
6-2 So. G	Allie Freeman	5.5	1.4		
6-4 Jr. G	Mike Ratliff	13.1	4.4		
6-4 So. G	Byron Irvin	9.9	2.8		
6-7 Jr. G/F	William Mills	13.8	5.7	2.2	
6-11 So. C	Andrew Lang	8.2	6.5		

1986-87
19-14, 8-8 (5th)
NIT Second Round
Coach: Nolan Richardson

Date	Opponent	UA/Opp Rank	Site	W/L	Score
11/28	Grambling @ PB		N	W	84-65
11/29	Louisiana Tech @ LR		N	W	90-64
12/3	Ole Miss @ Memphis		N	W	70-56
12/6	Kansas	nr/6	H	W	103-86
12/10	@Alabama+	20/18	N	L	87-76
12/13	Morgan St.	20/nr	H	W	106-57
12/18	Miss. Valley St.		H	W	98-79
12/20	Virginia @ PB		N	L	78-66
12/22	@Southwest Mo. St.		A	L	56-49

Rainbow Classic • Honolulu, Hawaii					
12/28	Ohio St.		N	W	97-94
12/29	Pittsburgh	nr/14	N	L	114-82
12/30	California		N	W	74-58
1/3	TCU*		H	L	80-77
1/5	North Texas @ LR		N	W	99-96 (OT)
1/8	Texas*		H	W	79-62
1/10	@Texas Tech*		A	L	95-73
1/14	Rice*		H	W	62-54
1/17	@Houston*		A	L	60-55
1/22	@Baylor*		A	L	63-62
1/25	Texas A&M*		H	W	87-69
1/27	SMU*		H	W	76-63
1/31	@TCU*	nr/16	A	L	73-66
2/4	@Texas*		A	L	78-73
2/7	Texas Tech*		H	W	93-75
2/11	Houston*		H	L	57-54
2/14	@Rice*		A	W	88-68
2/18	Oral Roberts @ LR		N	W	95-75
2/21	Baylor*		H	W	71-67
2/24	@Texas A&M*		A	W	100-97 (2 OT)
3/1	@SMU*		A	L	93-76

SWC Tournament • Dallas, Texas

3/6	Texas Tech		N	L	73-59
-----	------------	--	---	---	-------

National Invitational Tournament • Fayetteville, Ark.

3/13	Arkansas St.		H	W	67-64 (OT)
------	--------------	--	---	---	------------

National Invitational Tournament • Lincoln, Neb.

3/17	Nebraska		A	L	78-71
------	----------	--	---	---	-------

+at Birmingham, Ala. || *Southwest Conference games

Lineup (most starts)					
Name		Pts.	Rebs.	Assts.	
6-3 So. G	Keith Wilson	4.8	2.1	2.6	
6-3 Jr. G/F	Tim Scott	11.9	2.7		
6-6 Fr. G/F	Ron Huery	11.7	3.5	2.7	
6-10 Jr. F/C	Shawn Baker	6.5	4.2		
6-11 Jr. C	Andrew Lang	8.1	7.5		

1987-88
21-9, 11-5 (T-2nd)
NCAA First Round
Coach: Nolan Richardson

Date	Opponent	UA/Opp Rank	Site	W/L	Score
11/27	Chicago St. @ PB		N	W	78-68
11/29	@Tulsa		A	L	68-47
12/3	N'western (La.) St. @ LR		N	W	77-55
12/5	Southwest Mo. St.		H	W	53-47
12/9	Ole Miss @ PB		N	W	79-40
12/12	Virginia		H	W	66-52
12/15	Alcorn St.		H	W	101-55
12/19	Miss. Valley St.		H	W	91-71
12/23	Alabama @ LR		N	W	80-55
12/30	@Maryland		A	L	88-61
1/2	Coastal Carolina @ LR		N	W	81-59
1/6	Texas*		H	W	91-62
1/9	TCU*		H	W	96-53
1/13	@SMU*		A	W	85-83 (OT)
1/16	@Texas A&M*		A	L	74-67
1/20	Baylor*		H	W	70-62
1/27	@Rice*		A	W	80-61
1/30	Houston*		H	W	71-62
2/3	Texas Tech*		H	W	69-48
2/6	@Texas*		A	L	79-72
2/10	@TCU*		A	W	63-61
2/13	SMU*		H	L	73-63
2/17	Texas A&M*		H	W	79-58
2/20	@Baylor*		A	L	58-57
2/27	Rice*		H	W	112-87
3/3	@Houston*		A	L	82-77
3/6	@Texas Tech*		A	W	75-65

SWC Tournament • Dallas, Texas
3/11 Texas A&M N W 76-64
3/12 Baylor N L 74-73
NCAA Southeast Regional • Cincinnati, Ohio
3/18 Villanova N L 82-74
*Southwest Conference games

YEAR-BY-YEAR RESULTS



RAZORBACKS

Lineup (most starts)

Name		Pts.	Rebs.	Assts.
6-2 Sr. G	Allie Freeman	6.2	1.9	
6-3 Sr. G	Tim Scott	11.8	3.1	
6-6 So. G/F	Ron Huery	13.4	4.0	2.4
6-9 So. F/C	Mario Credit	9.8	4.7	
6-11 Sr. C	Andrew Lang	9.3	7.3	

1988-89
 25-7, 13-3 (1st)
 SWC champion
 SWC Tournament champion
 NCAA Second Round
 Final Ranking: No. 17 (AP)/No. 20 (ESPN/USA Today)
 Coach: Nolan Richardson

2/4	@Texas Tech*	A	L	84-73
2/8	Texas*	H	W	105-82
2/11	TCU*	H	W	100-60
2/15	@SMU*	A	W	81-68
2/18	@Texas A&M*	A	L	82-71
2/22	Baylor*	H	W	89-54
2/25	Tulsa	H	W	118-69
3/1	@Rice*	A	W	83-70
3/5	Houston*	H	W	107-79

SWC Tournament • Dallas, Texas

3/10	Rice	N	W	108-72
3/11	Texas A&M	N	W	94-84
3/12	Texas	N	W	100-76

NCAA Midwest Regional • Indianapolis, Ind.

3/16	Loyola-Marymount	N	W	120-101	
3/18	Louisville	nr/12	N	L	93-84

*Southwest Conference games

Lineup (most starts)

Name		Pts.	Rebs.	Assts.
6-3 Sr. G	Keith Wilson	13.1	4.6	4.3
6-2 Fr. G	Lee Mayberry	12.9	3.2	4.2
6-4 Jr. G/F	Lenzie Howell	14.6	7.0	
6-7 So. F	Larry Marks	6.2	4.8	
6-9 Jr. C	Mario Credit	11.4	4.6	

1989-90
 30-5, 14-2 (1st)
 SWC champion
 SWC Tournament champion
 NCAA Final Four
 Final Ranking: No. 4 (ESPN/USA Today)/No. 7 (AP)/No. 8 (UPI)
 Coach: Nolan Richardson

Date	Opponent	UA/Opp Rank	Site	W/L	Score
11/24	Samford @ PB	9/nr	N	W	97-67
11/26	Oregon @ LR	9/nr	N	W	102-75
11/29	@South Alabama	11/nr	A	W	105-90
12/5	Ole Miss @ PB	10/nr	N	W	90-76
12/9	U.S. International	10/nr	H	W	166-101
12/13	Missouri	7/4	H	L	89-88
12/18	Bethune-Cookman	7/nr	H	W	91-61
12/23	VMI @ LR	10/nr	N	W	92-61
12/26	Delaware St. @ LR	11/nr	N	W	117-75
12/30	@Nev.-Las Vegas	11/12	A	L	101-93
1/3	@Houston*	14/nr	A	W	82-78
1/6	@Texas Tech*	14/nr	A	W	92-75
1/10	Baylor*	12/nr	H	W	99-84
1/13	TCU*	12/nr	H	W	93-79
1/17	@SMU*	12/nr	A	W	80-61
1/20	@Texas A&M*	12/nr	A	W	100-84
1/22	Houston*	12/nr	H	W	100-89
1/25	Texas*	6/nr	H	W	109-100
1/27	@Ala.-Birmingham	6/nr	A	W	109-95
1/31	@Rice*	3/nr	A	W	70-66
2/4	@Texas*	3/nr	A	W	103-96 (OT)
2/7	Texas Tech*	3/nr	H	W	100-77
2/10	@Baylor*	3/nr	A	L	82-77
2/14	@TCU*	8/nr	A	L	81-79
2/17	SMU*	8/nr	H	W	77-46
2/21	Texas A&M*	13/nr	H	W	114-100

3/3	Rice*	12/nr	H	W	104-80
-----	-------	-------	---	---	--------

SWC Tournament • Dallas, Texas

3/9	SMU	9/nr	N	W	84-51
3/10	Baylor	9/nr	N	W	115-75
3/11	Houston	9/nr	N	W	96-84

NCAA Midwest Regional • Austin, Texas

3/15	Princeton	7/nr	N	W	68-64
3/17	Dayton	7/nr	N	W	86-84

NCAA Midwest Regional • Dallas, Texas

3/22	North Carolina	7/nr	N	W	96-73
3/24	Texas	7/nr	N	W	88-85

NCAA Final Four • Denver, Colo.

3/31	Duke	7/15	N	L	97-83
------	------	------	---	---	-------

*Southwest Conference games

COACHES

PLAYERS

09-10 SEASON

HISTORY

RECORDS

MEDIA

UNIVERSITY

Lineup (most starts)

Name		Pts.	Rebs.	Assts.
5-10 Jr. G	Arlyn Bowers	5.5	1.8	
6-2 So. G	Lee Mayberry	14.5	2.9	5.2
6-7 So. G/F	Todd Day	19.5	5.4	
6-9 Sr. C	Mario Credit	9.4	3.9	
6-5 Sr. F	Lenzie Howell	13.9	5.4	

1990-91
 34-4, 15-1 (1st)
 Preseason NIT Finalist
 SWC champion
 SWC Tournament champion
 NCAA Regional Final (Elite Eight)
 Final Ranking: No. 2 (AP & UPI)/No. 5 (ESPN/USA Today)
 Coach: Nolan Richardson

Date	Opponent	UA/Opp Rank	Site	W/L	Score
11/14	Vanderbilt	2/nr	H	W	107-70

Dodge Preseason NIT



The Razorbacks celebrate winning the 1989 Southwest Conference Tournament Championship.



Table with columns: Date, Opponent, UA/Opp Rank, Site, W/L, Score. Includes Dodge Preseason NIT, SWC Tournament, and NCAA Southeast Regional results.

Table with columns: Date, Opponent, UA/Opp Rank, Site, W/L, Score. Includes SEC Tournament and NCAA Midwest Regional results.

Table with columns: Name, Pts., Rebs., Asssts. Lineup (most starts) for 1992-93 season.

1992-93 22-9, 10-6 (3rd) NCAA Regional Semifinal (Sweet 16) Final Ranking: No. 10 (ESPN/USA Today)/No. 12 (AP & UPI) Coach: Nolan Richardson

Table with columns: Date, Opponent, UA/Opp Rank, Site, W/L, Score. Includes SEC Tournament, NCAA Midwest Regional, and NCAA Southeast Regional results.

Table with columns: Name, Pts., Rebs., Asssts. Lineup (most starts) for 1991-92 season.

1991-92 26-8, 13-3 (1st) SEC champion NCAA Second Round Final Ranking: No. 8 (UPI)/No. 9 (AP)/No. 10 (ESPN/USA Today) Coach: Nolan Richardson

Table with columns: Date, Opponent, UA/Opp Rank, Site, W/L, Score. Includes Maui Classic and SEC Tournament results.

Table with columns: Date, Opponent, UA/Opp Rank, Site, W/L, Score. Includes SEC Tournament and NCAA East Regional results.

Table with columns: Name, Pts., Rebs., Asssts. Lineup (most starts) for 1994-95 season.

Table with columns: Date, Opponent, UA/Opp Rank, Site, W/L, Score. Includes Tipoff Classic and Rainbow Classic results.

1993-94 31-3, 14-2 (1st) SEC champion NCAA Final Four NCAA National Champion Final Ranking: No. 1 (ESPN/USA Today & UPI)/No. 2 (AP) Coach: Nolan Richardson

Table with columns: Date, Opponent, UA/Opp Rank, Site, W/L, Score. Includes SEC Tournament, NCAA Midwest Regional, and NCAA Final Four results.

Table with columns: Date, Opponent, UA/Opp Rank, Site, W/L, Score. Includes SEC Tournament and NCAA Midwest Regional results.

Table with columns: Date, Opponent, UA/Opp Rank, Site, W/L, Score. Includes NCAA Midwest Regional and NCAA Final Four results.

Table with columns: Date, Opponent, UA/Opp Rank, Site, W/L, Score. Includes SEC Tournament and NCAA East Regional results.

1994-95 32-7, 12-4 (T-1st West) SEC Western Division champion NCAA Final Four NCAA National Runner-up Final Ranking: No. 2 (ESPN/USA Today)/No. 6 (AP & UPI) Coach: Nolan Richardson

Table with columns: Date, Opponent, UA/Opp Rank, Site, W/L, Score. Includes Tipoff Classic and Rainbow Classic results.

Table with columns: Date, Opponent, UA/Opp Rank, Site, W/L, Score. Includes SEC Tournament and NCAA Midwest Regional results.

Table with columns: Date, Opponent, UA/Opp Rank, Site, W/L, Score. Includes SEC Tournament and NCAA Midwest Regional results.

Table with columns: Date, Opponent, UA/Opp Rank, Site, W/L, Score. Includes NCAA Midwest Regional and NCAA Final Four results.

Table with columns: Name, Pts., Rebs., Asssts. Lineup (most starts) for 1995-96 season.

1995-96 20-13, 9-7 (T-2nd West) NCAA Regional Semifinal (Sweet 16) Final Ranking: No. 18 (ESPN/USA Today) Coach: Nolan Richardson

Table with columns: Date, Opponent, UA/Opp Rank, Site, W/L, Score. Includes Preseason NIT, Great Eight Tournament, and SEC Tournament results.

RAZORBACKS

COACHES

PLAYERS

09-10 SEASON

HISTORY

RECORDS

MEDIA

UNIVERSITY



In its last game in Barnhill Arena, on March 3, 1993, Arkansas topped LSU, 88-75, to run its record to 304-94 in 36 years in the building.

NCAA East Regional • Providence, R.I.				
3/14	Penn St.	nr/18	N W	86-80
3/16	Marquette	nr/20	N W	65-56

NCAA East Regional • Atlanta, Ga.				
3/21	Massachusetts	nr/1	N L	79-63

*Southeastern Conference games

Lineup (most starts)					
Name			Pts.	Rebs.	Assts.
6-2 Fr. G	Pat Bradley		10.2	2.0	
5-11 Fr. G	Kareem Reid		12.9	3.1	6.6
6-11 Jr. C	Darnell Robinson		12.7	7.0	
6-11 Jr. C	Lee Wilson		6.3	4.4	
6-8 Fr. F	Derek Hood		7.5	6.1	

1996-97
 18-14, 8-8 (2nd West)
 NIT Final Four
 Coach: Nolan Richardson

Date	Opponent	UA/Opp Rank	Site	W/L	Score
11/22	Jackson St.	16/nr	H	W	124-74
11/27	@Oral Roberts	16/nr	A	L	86-81
11/30	San Francisco	16/nr	H	W	77-63
12/7	@Missouri	22/nr	A	W	80-76
12/10	Troy St.	20/nr	H	W	137-70
12/19	McNeese St.	19/nr	H	W	95-68
12/21	Louisville	19/18	H	L	91-88 (OT)
12/28	Southern Utah	22/nr	H	W	92-52
1/2	Ole Miss*		H	L	91-74
1/5	@Florida*		A	L	75-62
1/8	@Auburn*		A	W	56-55
1/11	LSU*		H	W	82-57
1/15	@Alabama*		A	W	72-68
1/18	@Cincinnati	nr/4	A	L	92-57
1/21	Mississippi St.*		H	W	98-64
1/26	Kentucky*	nr/3	H	L	83-73
1/29	@Ole Miss*		A	L	71-52
2/1	Memphis		H	W	79-63
2/5	Tennessee*		H	W	77-54
2/8	@Vanderbilt*		A	L	87-83 (OT)
2/11	Auburn*		H	W	75-42
2/15	Georgia*		H	W	79-74
2/18	@South Carolina*	nr/9	A	L	78-65
2/23	@Mississippi St.*		A	L	93-77
2/26	Alabama*		H	W	73-53

3/1	@LSU*		A	L	66-64
-----	-------	--	---	---	-------

SEC Tournament • Memphis, Tenn.					
3/7	Georgia	nr/24	N	L	65-63

Chase NIT • Fayetteville, Ark.					
3/12	Northern Arizona		H	W	101-75
3/17	Pittsburgh		H	W	76-71
3/19	UNLV		H	W	86-73

Chase NIT Final Four • New York, N.Y.					
3/25	Michigan		N	L	77-62
3/27	Connecticut		N	L	74-64

*Southeastern Conference games

Lineup (most starts)					
Name			Pts.	Rebs.	Assts.
6-5 Fr. G	Glendon Alexander		9.6	2.6	
6-2 So. G	Pat Bradley		14.4	2.3	
5-10 So. G	Kareem Reid		9.8	2.7	5.7
6-11 Sr. C	Lee Wilson		7.2	4.2	
6-8 So. F	Derek Hood		9.7	8.0	

1997-98
 24-9, 11-5 (2nd West)
 NCAA Tournament Second Round
 Final Ranking: No. 17 (AP)/No. 22 (ESP/USA Today)
 Coach: Nolan Richardson

Date	Opponent	UA/Opp Rank	Site	W/L	Score
11/16	Northeastern Illinois		H	W	114-56
11/21	Jackson St.		H	W	97-71
11/25	Oral Roberts		H	W	81-75

Premier Classic • Phoenix, Ariz.					
11/29	Fresno St.	nr/12	N	W	70-69
12/2	Bethune-Cookman	18/nr	H	W	108-42
12/6	Missouri	18/nr	H	W	75-46
12/9	@Louisville	15/nr	A	W	100-83
12/18	Centenary	13/nr	H	W	61-48

Puerto Rico Classic • San Juan, P.R.					
12/24	American Univ.-PR	12/nr	A	L	64-59
12/25	Murray St.	12/nr	N	L	94-83
12/26	Saint Louis	12/nr	N	W	78-70
12/31	Alabama St.	23/nr	H	W	103-48
1/4	LSU*		H	W	62-59
1/7	Mississippi St.*	22/nr	H	W	83-70
1/10	@Memphis	22/nr	A	W	75-72
1/14	Florida*	22/nr	H	W	89-84

1/17	@Kentucky*	22/6	A	L	80-77 (OT)
1/21	@Auburn*	18/nr	A	W	79-65
1/24	Alabama*	18/nr	H	W	77-70
1/28	@LSU*	15/nr	A	W	85-68
1/31	@Mississippi St.*	15/nr	A	W	76-73
2/5	Ole Miss*	14/17	H	W	100-87
2/7	Vanderbilt*	14/nr	H	W	93-83
2/10	@Georgia*	12/nr	A	L	86-70
2/14	@Tennessee*	12/nr	A	L	74-71
2/18	South Carolina*	16/13	H	W	96-88
2/21	Auburn*	16/nr	H	W	107-83
2/25	@Ole Miss*	12/13	A	L	81-65
2/28	@Alabama*	12/nr	A	L	65-63

SEC Tournament • Atlanta, Ga.					
3/6	Tennessee	16/nr	N	W	102-96
3/7	Kentucky	16/7	N	L	99-74

NCAA West Regional • Boise, Idaho					
3/12	Nebraska	17/nr	N	W	74-65
3/14	Utah	17/7	N	L	75-69

*Southeastern Conference games

Lineup (most starts)					
Name			Pts.	Rebs.	Assts.
6-2 Jr. G	Pat Bradley		14.8	2.7	
5-10 Jr. G	Kareem Reid		11.9	2.1	5.2
6-9 Sr. F	Nick Davis		10.4	9.8	
6-8 Jr. F	Derek Hood		8.4	6.1	
6-7 Sr. F	Landis Williams		7.4	3.3	

1998-99
 23-11, 9-7 (2nd West)
 NCAA Tournament Second Round
 Final Ranking: No. 17 (AP)/No. 25 (ESP/USA Today)
 Coach: Nolan Richardson

Date	Opponent	UA/Opp Rank	Site	W/L	Score
11/15	Jackson St.	19/nr	H	W	83-72
11/17	Alabama St.	19/nr	H	W	73-43

Top of the World Classic • Fairbanks, Alaska					
11/20	Virginia	19/nr	N	W	85-83
11/21	New Mexico St.	19/nr	N	W	66-60
11/22	Villanova	19/nr	N	L	76-63
11/28	Northeast Louisiana	21/nr	H	W	92-70
12/5	@Oklahoma	19/nr	A	L	87-57
12/7	Western Carolina	19/nr	H	W	90-54

12/16	Southeastern La.	20/nr	H	W	95-57
12/19	Memphis	20/nr	H	W	99-74
12/23	@Wake Forest	19/nr	A	W	75-59
12/30	North Texas	20/nr	H	W	100-77
1/2	@LSU*	20/nr	A	W	80-75
1/6	@Auburn*	18/14	A	L	83-66
1/9	Ole Miss*	18/nr	H	L	76-65
1/13	@Mississippi St.*	24/nr	A	W	61-59
1/16	Georgia*	24/nr	H	W	82-79
1/20	Alabama*	22/nr	H	L	67-60
1/23	Providence	22/nr	H	W	118-79
1/27	LSU*	21/nr	H	W	86-64
1/30	@Ole Miss*	21/nr	A	L	89-81
2/2	Tennessee*	23/nr	H	W	69-52
2/6	@Vanderbilt*	23/nr	A	L	73-69
2/10	@South Carolina*		A	W	72-66
2/13	Mississippi St.*		H	W	82-62
2/16	@Florida*	nr/23	A	L	74-61
2/20	Kentucky*	nr/6	H	W	74-70
2/24	Auburn*	nr/2	H	W	104-88
2/27	@Alabama*		A	L	84-79

SEC Tournament • Atlanta, Ga.					
3/5	Florida	22/21	N	W	75-74
3/6	Mississippi St.	22/nr	N	W	84-79 (OT)
3/7	Kentucky	22/14	N	L	76-63

NCAA West Regional • Denver, Colo.					
3/11	Siena	17/nr	N	W	94-80
3/13	Iowa	17/21	N	L	82-72

*Southeastern Conference games

Lineup (most starts)					
Name			Pts.	Rebs.	Assts.
6-2 Sr. G	Pat Bradley		14.1	2.5	
5-11 Sr. G	Kareem Reid		10.4	2.5	
6-5 Jr. G	Chris Walker		7.1	3.9	
6-8 Sr. F	Derek Hood		12.4	10.3	
6-8 Fr. F	Chris Jefferies		7.7	3.9	

(7-0 So. C Jason Jennings, 4.3 ppg, 2.7 rpg, tied for fifth with 17 starts)

RAZORBACKS

COACHES

PLAYERS

09-10 SEASON

HISTORY

RECORDS

MEDIA

UNIVERSITY



1999-00
19-15, 7-9 (3rd West)
SEC Tournament champion
NCAA Tournament First Round
Coach: Nolan Richardson

Table with columns: Date, Opponent, UA/Opp Rank, Site, W/L, Score. Includes games against Texas-Arlington, Big Island Invitational, Mercer, Iowa St., Santa Clara, Jackson St., Oklahoma, UT-Pan American @ NLR, Wake Forest, @Providence, Alcorn St., Centenary @ NLR, @Memphis, Ole Miss*, South Carolina*, @Georgia*, @Alabama*, Mississippi St.*, @LSU*, @Ole Miss*, @Auburn*, Alabama*, @Mississippi St.*, Florida*, LSU*, Vanderbilt*, @Kentucky*, @Tennessee*, Auburn*, SEC Tournament - Atlanta, Ga., Georgia, Kentucky, LSU, Auburn, NCAA South Regional - Nashville, Tenn., Miami (Fla.), *Southeastern Conference games.

Table with columns: Date, Opponent, UA/Opp Rank, Site, W/L, Score. Includes games against Mississippi St., Tennessee*, @Florida*, @Auburn*, LSU*, @South Carolina*, Kentucky*, @Alabama*, Georgia*, SEC Tournament - Nashville, Tenn., LSU, Kentucky, NCAA West Regional - Boise, Idaho, Georgetown, +at Tulsa, Okla. | | *Southeastern Conference games.

SEC Tournament - Nashville, Tenn.
3/9 LSU N W 77-72
3/10 Kentucky nr/15 N L 87-78

NCAA West Regional - Boise, Idaho
3/15 Georgetown nr/21 N L 63-61
+at Tulsa, Okla. | | *Southeastern Conference games

Lineup (most starts) table with columns: Name, Pts., Rebs., Assts. Includes players: Jr. G Teddy Gipson, Jr. G Jannero Pargo, So. G/F Joe Johnson, So. F Carl Baker, So. F Larry Satchell.

2001-02
14-15, 6-10 (4th West)
Coach: Nolan Richardson#

Table with columns: Date, Opponent, UA/Opp Rank, Site, W/L, Score. Includes games against Preseason NIT, Maine, Wake Forest, Oral Roberts, @Tulsa, Oklahoma, Southwest Texas St., Illinois @ Chicago, UNC-Greensboro, Tenn.-Chattanooga, Oklahoma St. @ NLR, Elon, @Memphis, @Auburn*, Mississippi St.*, @LSU*, South Carolina*, Ole Miss*, @Georgia*, Florida*, @Alabama*, Auburn*, @Ole Miss*, @Tennessee*, LSU*, Alabama*, @Kentucky*, @Mississippi St.*, Vanderbilt*#.

SEC Tournament - Atlanta, Ga.
3/7 Tennessee# N L 68-61
*Southeastern Conference games
#Mike Anderson went 1-1 as interim head coach
!Georgia victory vacated by the NCAA

Lineup (most starts) table with columns: Name, Pts., Rebs., Assts. Includes players: Sr. G Brandon Dean, Sr. G Jannero Pargo, Sr. G Teddy Gipson, Fr. G J.J. Sullinger, Jr. F Dionisio Gomez.

(6-9 Jr. F Larry Satchell, 2.8 ppq, 2.8 rpg, tied for fifth with 12 starts)

2002-03
9-19, 4-12 (T5th West)
Coach: Stan Heath

Table with columns: Date, Opponent, UA/Opp Rank, Site, W/L, Score. Includes games against Jackson St., @Oral Roberts, Tulsa, Troy St., Illinois @ NLR.

Table with columns: Date, Opponent, UA/Opp Rank, Site, W/L, Score. Includes games against Louisiana Tech, Sam Houston St., Southwest Texas St., Centenary, @Oklahoma St., Memphis, @Alabama*, Auburn*, !Georgia*, LSU*, @Ole Miss*, @Florida*, Alabama*, @Mississippi St., Tennessee*, @South Carolina*, Kentucky*, @LSU*, @Vanderbilt*, Mississippi St.*, @Auburn*, Ole Miss*, SEC Tournament - New Orleans, La., LSU, *Southeastern Conference games, !Georgia victory vacated by the NCAA.

SEC Tournament - New Orleans, La.
3/13 LSU N L 85-56
*Southeastern Conference games
!Georgia victory vacated by the NCAA

Lineup (most starts) table with columns: Name, Pts., Rebs., Assts. Includes players: Fr. G Eric Ferguson, Fr. G/F Jonathon Modica, Sr. F Carl Baker, Sr. F Alonzo Lane, Sr. F Dionisio Gomez.

2003-04
12-16, 4-12 (6th West)
Coach: Stan Heath

Table with columns: Date, Opponent, UA/Opp Rank, Site, W/L, Score. Includes games against Nicholls St., Grambling St., Jacksonville @ NLR, Oral Roberts, Illinois @ Chicago, Southeast Missouri St., Louisiana Tech, Oklahoma St., Western Carolina, @Tulsa, North Texas, LSU*, @Mississippi St., @Alabama*, Ole Miss*, Auburn*, Vanderbilt*, @Georgia*, Auburn*, @LSU*, @Tennessee*, Mississippi St., @Kentucky*, South Carolina*, Florida*, Alabama*, @Ole Miss*, SEC Tournament - Atlanta, Ga., South Carolina, *Southeastern Conference games.

SEC Tournament - Atlanta, Ga.
3/11 South Carolina N L 91-81
*Southeastern Conference games

Lineup (most starts) table with columns: Name, Pts., Rebs., Assts. Includes players: So. G Eric Ferguson, Fr. G/F Ronnie Brewer, So. F Jonathon Modica, Sr. F Billy Pharis, Fr. F Olu Famutimi.

2004-05
18-12, 6-10 (4th West)
Coach: Stan Heath

Table with columns: Date, Opponent, UA/Opp Rank, Site, W/L, Score. Includes games against Paradise Jam - St. Thomas, U.S. Virgin Islands, Winthrop, Troy, Eastern Michigan, Gardner Webb, Tulsa, Illinois @ NLR, @Missouri, Tennessee St., Prairie View A&M, Lipscomb, Hartford, Jacksonville St., Louisiana-Monroe, Ole Miss*, @Florida*, Alabama*, @Mississippi St., @LSU*, Auburn*, Kentucky*, @South Carolina*, @Ole Miss*, Georgia*, LSU*, @Alabama*, @Vanderbilt*, Mississippi St., Auburn*, SEC Tournament - Atlanta, Ga., Tennessee, *Southeastern Conference games.

SEC Tournament - Atlanta, Ga.
3/10 Tennessee N L 65-46
*Southeastern Conference games

Lineup (most starts) table with columns: Name, Pts., Rebs., Assts. Includes players: Jr. G Eric Ferguson, So. G Ronnie Brewer, Fr. C Steven Hill, Fr. F Charles Thomas, So. F Olu Famutimi.

2005-06
22-10, 10-6 (T-2nd West)
NCAA Tournament First Round
Coach: Stan Heath

Table with columns: Date, Opponent, UA/Opp Rank, Site, W/L, Score. Includes games against Maui Invitational - Maui, Hawaii, Connecticut, Kansas, Maryland, Radford, Southern Miss, Missouri, Texas St., Missouri St., Rice @ NLR, Texas Tech @ Dallas, Texas-Pan American, Western Illinois, @Mississippi St., LSU*, Vanderbilt*, @Alabama*, @Auburn*, Ole Miss*, @Kentucky*, South Carolina*, @LSU*, Auburn*, @Ole Miss*, Florida*, Alabama*, @Tennessee*, Mississippi St., @Georgia*.

Lineup (most starts) table with columns: Name, Pts., Rebs., Assts. Includes players: So. G Brandon Dean, So. G Teddy Gipson, Sr. G Chris Walker, Fr. G/F Joe Johnson, Fr. F Alonzo Lane.

2000-01
20-11, 10-6 (2nd West)
NCAA Tournament First Round
Coach: Nolan Richardson

Table with columns: Date, Opponent, UA/Opp Rank, Site, W/L, Score. Includes games against John Thompson Foundation Challenge Classic - Fayetteville, Ark., Tennessee St., Southern Miss., Jackson St., Louisiana-Monroe, Centenary, Memphis, North Texas, Oklahoma St., Northwestern (La.) St., @Oklahoma, Grambling St., Md.-Eastern Shore, @Mississippi St., Ole Miss*, @Vanderbilt*, Auburn*, Alabama*, @LSU*, @Ole Miss*.



MEDIA & OPPONENTS



RAZORBACKS

COACHES

PLAYERS

09 - 10 SEASON

HISTORY

RECORDS

MEDIA

UNIVERSITY

The following policies have been prepared in consideration of your needs, as well as the needs of our student-athletes, coaches and staff, in hopes of creating a positive working environment for us all. As always, we welcome your suggestions and will try to accommodate special needs.

Game Credentials

All requests for media and/or photo credentials must be made either on letterhead or by email by sports editors or sports directors of accredited media outlets only. Requests should be made as early as possible and no later than two days prior to the game. Requests made after that time will not be considered. Requests should be mailed, faxed (479-575-7481) or emailed (ppierce@uark.edu) to Phil Pierce at the address below.

Credentials will be granted to working media only and *only to those that have agreed to the Southeastern Conference policy* regarding the acceptance of credentials. The policy can be found on the SEC media website (www.secsportsmedia.com). Following compliance with NCAA and SEC rules, the Arkansas Media Relations staff will issue credentials on a game-by-game basis. No multi-game or full season credentials will be issued.

Only fully accredited personnel directly involved in the coverage of the game will be admitted. Credentials are non-transferable. The Media Relations Office reserves the right to revoke any credential: (1) used by an individual other than the one to whom it was granted; (2) any individual who refused to comply with press row and/or photographic guidelines; (3) any individual who is not an accredited member of the media; and (4) any individual under the age of 16.

The Media Relations Office reserves the right to issue or deny any credential request.

No credentials will be mailed. All credentials are left at media will call. If enough time allows, approved parking passes can be mailed.

Media Will Call

Located on the south side of Bud Walton Arena, just right of the main ticket window. All passes are left at media will call - no credentials are mailed.

Gameday Parking

A limited number of spaces are available in the lots south of Bud Walton Arena, located at the corner of Sixth Street and Razorback Road. All requests should be made to Associate Media Relations Director Phil Pierce along with credential requests.

Media Work Room

Bud Walton Arena's work room is one of the most spacious in the nation. It is located on the arena floor level, next to and adjoining the interview room. Weekly press briefings and John Pelphrey's post-game press conferences are held in the interview room. Media members can work from and file from the work room or the press seating area on the floor. Wireless Internet is available in the work room and at courtside. Please see Associate Media Relations Director Phil Pierce or a member of the media relations staff for login information. In addition, a minimum of eight telephones are available in the work room.

Photographers

Bud Walton Arena features three photo "wells." Two primary sections are located to the right of each goal as you are facing the court and a smaller section is on the baseline next to the visiting team bench. Tripods are not allowed on the floor at any time during play and photographers must sit on the floor so as to not block the view of spectators. Spots in the photo wells are reserved and must be requested in advance of any Arkansas contest. Photographers are not allowed to shoot from either sideline due to space limitations. Media relations reserves the right to limit the number of strobe units used and requests to hang strobe lights at Bud Walton Arena must be made in writing two days prior to any contest. The hanging of strobe lights on game day is allowed, but must be completed prior to team shoot arounds and only with the accompaniment of a member of the Athletic Department.

Radio Broadcasts

Visiting teams may utilize the four courtesy phone lines available in Bud Walton Arena. ISDN is available. No banners are allowed to hang in front of any broadcast position.

Media Services

The University of Arkansas has one of the top statistical crews in college basketball. Our crew has worked NCAA Tournament regional championships and conference tournaments. Media will be provided play-by-play, halftime and final box scores, and shot charts for each half.

Wireless Internet

Wireless internet logins and passwords are available for Bud Walton Arena. Please contact a member of the Arkansas Media Relations Department on game day for a login and password.

The University of Arkansas Athletic Media Relations Office appreciates your interest in Razorback basketball and strives to assist you in your coverage. A list of our staff members, our address, and our telephone and fax numbers follows:

Office: 479-575-2751
 Fax: 479-575-7481
 Press Row: 479-575-6622

Ticket Office: 479-575-5151 or
 800-982-4647

Mailing Address:
 UA Athletic Media Relations
 P.O. Box 7777
 Fayetteville, AR 72702-7777

Overnight Address:
 University of Arkansas
 Athletic Media Relations
 131 Barnhill Arena
 Fayetteville, AR 72701



Phil Pierce
 Associate Media Relations Director
 Men's Basketball Contact
 Phone: 479-575-7430
 Email: ppierce@uark.edu



Zack Higbee
 Dir. of Football
 Media Rel.



Jeri Thorpe
 Assoc. Media
 Rel. Dir.



Robby Edwards
 Assoc. Media
 Rel. Dir.



Zach Lawson
 Asst. Media
 Rel. Dir.



Derek Satterfield
 Asst. Media
 Rel. Dir.



Patrick Crawford
 Media Rel.
 Assistant



LaToya Gulley
 Media Rel.
 Assistant



Stephanie Taylor
 Media Rel.
 Assistant



Mary Lynn Gibson
 Secretary



Interview Policy

Arkansas players are available for interviews only on days of John Pelphrey's press briefings, which are generally two days prior to each game. Select players are available for interviews following games in the interview room. Following all home games, after the 10-minute cooling-off period, Pelphrey sits in on Arkansas' post-game radio show and then proceeds to the media room either before or after the head coach of the visiting team.

SEC Weekly Teleconferences

Each Monday from early January through the beginning of March the SEC teleconference features each league head coach for seven minutes on a broadcast quality hookup. The teleconference runs from 10 a.m. to approximately 11:30 a.m. (central). John Pelphrey's time slot is from 10:49 to 10:56. Media members must obtain the teleconference access numbers from Craig Pinkerton at the SEC Media Relations Office (205-458-3010 or cpinkerton@sec.org).

RAZORBACK SPORTS PROPERTIES

The University of Arkansas Athletic Department and Razorback Sports Properties formed a partnership in the fall of 2008. As the multi-media rights-holder, Razorback Sports Properties is responsible for all Web site, broadcasts, corporate partnerships and marketing of the university's athletics program. Razorback Sports Properties brings a national presence to the overall marketing of Razorback sports.

Razorback Sports Properties exclusively produces and markets a variety of corporate partnership and advertising opportunities surrounding Arkansas Athletics, including all radio and television play-by-play broadcasts, Pay-Per-View broadcasts, television and radio head coaches' shows, advertising in athletic department publications and on the official athletics department Web site (ArkansasRazorbacks.com), signage in university athletic facilities and at-event promotions.



Chuck Barrett is beginning his first season with the Razorback men's basketball team. He has worked with Arkansas for nearly 20 years as the radio personality of the baseball program and took on football duties prior to the 2007 season. The Director of Broadcasting for the Razorback Athletic Department, Barrett has been on both sides of the radio as a talk show host and play-by-play announcer. He has called numerous moments in Arkansas history including two College World Series runs and multiple bowl game appearances.



Rick Schaeffer is in his seventh year as the analyst, but his 30th year overall. Schaeffer was not on basketball broadcasts from 2000-04, but the former UA sports information director returned for the 2004-05 season.



Scott Inman is in his fifth season as the play-by-play voice for Razorback basketball on television. The co-anchor of KATV's 5, 6 and 10 p.m. newscasts, the Stuttgart native graduated from Arkansas State University in 1995.



Jimmy Dykes is in his 17th year on the television broadcast team. He serves as a college basketball analyst for ESPN. A 1985 graduate of Arkansas, he was a three-year letterman at UA and a member of two Southwest Conference championship teams.

Razorback FTP Services

The Arkansas Media Relations Office will have highlight packages and press conference video available for media to download through the Razorbacks' FTP server throughout the season. For access to the Razorback FTP server, please contact a member of the Arkansas Media Relations Office.

ArkansasRazorbacks.com

The latest information on all Razorback athletics is at ArkansasRazorbacks.com - the official Web site of University of Arkansas Athletics. Game notes, previews, blogs and game stories are a few of the items included. The site also offers biographical information on Arkansas coaches and student-athletes, statistics and schedules. Fans can also access live stats of most Razorback events. RazorVision is a premium site available for a subscription fee.

2010-11 RSN Basketball Radio Network

KWOZ-FM	103.3	Batesville, Ark.
KTHS-AM	1480	Berryville, Ark.
KLCN-AM	910	Blytheville, Ark.
KAMD-FM	97.1	Camden, Ark.
KSAR-FM	92.3	Cherokee Village, Ark.
KBKG-FM	93.5	Corning, Ark.
KCCB-AM	1260	Corning, Ark.
KAGH-AM	800	Crossett, Ark.
KAGH-FM	104.9	Crossett, Ark.
KDQN-FM	92.1	De Queen, Ark.
KMRX-FM	96.1	El Dorado, Ark.
KAGL-FM	93.3	El Dorado, Ark.
KEZA-FM	107.9	Fayetteville, Ark.
KQSM-FM	92.1	Fayetteville, Ark.
KUOA-AM	1290	Fayetteville, Ark.
KUOA-FM	105.3	Fayetteville, Ark.
KBFC-FM	93.5	Forrest City, Ark.
KHGG-FM	103.1	Fort Smith, Ark.
KWXX-AM	670	Glenwood, Ark.
KWXI-FM	98.9	Glenwood, Ark.
KHMB-FM	99.5	Hamburg, Ark.
KHOZ-AM	900	Harrison, Ark.
KHOZ-FM	102.9	Harrison, Ark.
KAWW-AM	1370	Heber Springs, Ark.
KFFA-AM	1360	Helena, Ark.
KFFA-FM	103.1	Helena, Ark.
KHPA-FM	104.9	Hope, Ark.
KKIK-FM	106.5	Horseshoe Bend, Ark.
KLAZ-FM	105.9	Hot Springs, Ark.
KEGI-FM	100.5	Jonesboro, Ark.
KABZ-FM	103.7	Little Rock, Ark.
KZHE-FM	100.5	Magnolia, Ark.
KGPO-FM	99.9	Monticello, Ark.
KVOM-FM	101.7	Morrilton, Ark.
KCTT-FM	101.7	Mountain Home, Ark.
KOMT-FM	107.5	Mountain Home, Ark.
KDYN-AM	1540	OzArk.k, Ark.
KDYN-FM	96.7	OzArk.k, Ark.
KCAB-AM	980	Russellville, Ark.
KCJC-FM	102.3	Russellville, Ark.
KSMD-FM	99.1	Searcy, Ark.
KWAK-FM	105.5	Stuttgart, Ark.
KCMC-AM	740	Texasarkana, Texas
KCFO-AM	970	Tulsa, Okla.
KWYN-AM	1400	Wynne, Ark.
KWYN-FM	92.5	Wynne, Ark.

RSN Basketball Television Network

KATV (Ch. 7)	Little Rock, Ark.
KAIT (Ch. 8)	Jonesboro, Ark.
KFTA (Ch. 24)	Fayetteville, Ark.



RAZORBACKS

COACHES

PLAYERS

09-10 SEASON

HISTORY

RECORDS

MEDIA

UNIVERSITY

ALABAMA

Jan. 15 Fayetteville 12:30 p.m.
Feb. 19 Tuscaloosa, Ala. 6 p.m.

LOCATION:.....Tuscaloosa, Ala.
ENROLLMENT:.....28,807
NICKNAME:.....Crimson Tide
COLORS:.....Crimson and White
ARENA (CAPACITY):.....Coleman Coliseum (15,383)

HEAD COACH:.....Anthony Grant
RECORD AT SCHOOL (YEARS):.....17-15 (1)
CAREER RECORD (YEARS):.....91-40 (4)

2009-10 RECORD:.....17-15
CONFERENCE RECORD (FINISH):.....6-10 (4th, SEC West)
POST-SEASON:.....None

STARTERS RETURNING:.....4

TOP RETURNNEES:

G Senario Hillman (7.9 ppg)
F JaMychal Green (14.1 ppg)
F Tony Mitchell (7.9 ppg)
F Chris Hines (3.7 ppg)

BASKETBALL SID:.....Ty Patton
OFFICE PHONE:.....205-348-5401
EMAIL:.....tpatton@ia.ua.edu



ALABAMA-BIRMINGHAM

Nov. 26 North Little Rock, Ark. 7 p.m.

LOCATION:.....Birmingham, Ala.
ENROLLMENT:.....16,874
NICKNAME:.....Blazers
COLORS:.....Forest Green and Old Gold
ARENA (CAPACITY):.....Bartow Arena (8,500)

HEAD COACH:.....Mike Davis
RECORD AT SCHOOL (YEARS):.....85-48 (4)
CAREER RECORD (YEARS):.....200-127 (10)

2009-10 RECORD:.....25-9
CONFERENCE RECORD (FINISH):.....11-5 (3rd, Conference USA)
POST-SEASON:.....NIT Quarterfinals (2-1)

STARTERS RETURNING:.....2

TOP RETURNNEES:

G Aaron Johnson (9.6 ppg)
G Jamarr Sanders (10.4 ppg)

BASKETBALL SID:.....Aaron Jordan
OFFICE PHONE:.....205-934-0722
EMAIL:.....jordana@uab.edu



AUBURN

Jan. 25 Fayetteville 8 p.m.
Feb. 26 Auburn, Ala. 12:30 p.m.

LOCATION:.....Auburn, Ala.
ENROLLMENT:.....25,078
NICKNAME:.....Tigers
COLORS:.....Burnt Orange and Navy Blue
ARENA (CAPACITY):.....Auburn Arena (9,121)

HEAD COACH:.....Tony Barbee
RECORD AT SCHOOL (YEARS):.....First
CAREER RECORD (YEARS):.....82-52 (4)

2009-10 RECORD:.....15-17
CONFERENCE RECORD (FINISH):.....6-10 (T-4th, SEC West)
POST-SEASON:.....None

STARTERS RETURNING:.....1

TOP RETURNNEES:

G Frankie Sullivan (12.7 ppg)
G Earnest Ross (2.8 ppg)
F Kenny Gabriel (2.8 ppg)

BASKETBALL SID:.....Chuck Gallina
OFFICE PHONE:.....334-844-9760
EMAIL:.....gallica@auburn.edu



FLORIDA

Jan. 22 Gainesville, Fla. 7 p.m.

LOCATION:.....Gainesville, Fla.
ENROLLMENT:.....52,112
NICKNAME:.....Gators
COLORS:.....Orange and Blue
ARENA (CAPACITY):.....Stephen C. O'Connell Center (12,000)

HEAD COACH:.....Billy Donovan
RECORD AT SCHOOL (YEARS):.....331-139 (15)
CAREER RECORD (YEARS):.....366-159 (16)

2009-10 RECORD:.....21-13
CONFERENCE RECORD (FINISH):.....9-7 (4th, SEC East)
POST-SEASON:.....NCAA First Round (0-1)

STARTERS RETURNING:.....5

TOP RETURNNEES:

G Kenny Boynton (14.0 ppg)
F Alex Tyus (11.8 ppg)
G Erving Walker (12.6 ppg)
F Chandler Parsons (12.4 ppg)
C Vernon Macklin (10.6 ppg)

BASKETBALL SID:.....Fred Demarest
OFFICE PHONE:.....352-375-4683, x6100
EMAIL:.....fredd@gators.uua.ufl.edu



FLORIDA A&M

Feb. 16 Fayetteville 7 p.m.

LOCATION:.....Tallahassee, Fla.
ENROLLMENT:.....12,234
NICKNAME:.....Rattlers
COLORS:.....Orange and Green
ARENA (CAPACITY):.....Multipurpose Center and Teaching Gymnasium (8,861)

HEAD COACH:.....Eugene Harris
RECORD AT SCHOOL (YEARS):.....34-60 (4)
CAREER RECORD (YEARS):.....34-60 (4)

2009-10 RECORD:.....9-22
CONFERENCE RECORD (FINISH):.....5-11 (10th, MEAC)
POST-SEASON:.....None

STARTERS RETURNING:.....4

TOP RETURNNEES:

F Larry Jackson (8.9 ppg)
F Yannick Crowder (8.0 ppg)
G Rasheem Jenkins (7.2 ppg)

BASKETBALL SID:.....Ronnie Johnson
OFFICE PHONE:.....850-599-3736
EMAIL:.....ronjon_2001@yahoo.com



FLORIDA GULF COAST

Nov. 22 Fayetteville 7 p.m.

LOCATION:.....Fort Meyers, Fla.
ENROLLMENT:.....12,000
NICKNAME:.....Eagles
COLORS:.....Cobalt Blue and Emerald Green
ARENA (CAPACITY):.....Alico Arena (4,500)

HEAD COACH:.....Dave Balza
RECORD AT SCHOOL (YEARS):.....143-101 (8)
CAREER RECORD (YEARS):.....178-149 (11)


2009-10 RECORD:.....8-21
CONFERENCE RECORD (FINISH):.....5-15 (T-10th, Atlantic Sun)
POST-SEASON:.....N/A

STARTERS RETURNING:.....2

TOP RETURNNEES:

G Reed Baker (11.4 ppg)
F Anthony Banks (12.9 ppg)
G Sherwood Brown (4.5 ppg)

BASKETBALL SID:.....Patrick Pierson
OFFICE PHONE:.....239-590-7061
EMAIL:.....ppierson@fgcu.edu





GEORGIA

Feb. 2 Athens, Ga. 8 p.m.

LOCATION: Athens, Ga.
ENROLLMENT: 34,180
NICKNAME: Bulldogs
COLORS: Red and Black
ARENA (CAPACITY): Stegeman Coliseum (10,523)

HEAD COACH: Mark Fox
RECORD AT SCHOOL (YEARS): 14-17 (1)
CAREER RECORD (YEARS): 137-60 (5)

2009-10 RECORD: 14-17
CONFERENCE RECORD (FINISH): 5-11 (6th, SEC East)
POST-SEASON: N/A

STARTERS RETURNING: 4
TOP RETURNNEES: F Trey Thompkins (17.7 ppg), G Dustin Ware (8.2 ppg), G/F Travis Leslie (14.8 ppg), F Jeremy Price (7.2 ppg)

BASKETBALL SID: Tim Hix
OFFICE PHONE: 706-542-1621
EMAIL: thix@sports.uga.edu



GRAMBLING ST.

Nov. 18 Fayetteville 7 p.m.

LOCATION: Grambling, La.
ENROLLMENT: 5,161
NICKNAME: Tigers
COLORS: Black and Gold
ARENA (CAPACITY): Fred Hobby Assembly Center (7,500)

HEAD COACH: Bobby Washington
RECORD AT SCHOOL (YEARS): 7-21 (1)
CAREER RECORD (YEARS): 7-21 (1)

2009-10 RECORD: 7-21
CONFERENCE RECORD (FINISH): 4-14 (8th, Southwestern Athletic)
POST-SEASON: None

STARTERS RETURNING: 2
TOP RETURNNEES: G Donald Qualls (15.2 ppg), G/F Lance Feurtado (13.2 ppg)

BASKETBALL SID: Roderick Moseley
OFFICE PHONE: 318-274-6562
EMAIL: mosleyr@gram.edu



KENTUCKY

Feb. 23 Fayetteville 7 p.m.

LOCATION: Lexington, Ky.
ENROLLMENT: 27,000
NICKNAME: Wildcats
COLORS: Blue and White
ARENA (CAPACITY): Rupp Arena (23,000)

HEAD COACH: John Calipari
RECORD AT SCHOOL (YEARS): 35-3 (1)
CAREER RECORD (YEARS): 480-143 (18)

2009-10 RECORD: 35-3
CONFERENCE RECORD (FINISH): 14-2 (1st, SEC East)
POST-SEASON: Elite Eight (6-1)

STARTERS RETURNING: 1
TOP RETURNNEES: G Darius Miller (6.5 ppg), G Jon Hood (1.2 ppg), G DeAndre Liggins (3.8 ppg)

BASKETBALL SID: DeWayne Peevy, John Hayden
OFFICE PHONE: 859-257-3838
EMAIL: dewayne.peevy@uky.edu, john.hayden@uky.edu



LOUISIANA ST.

Jan. 12 Baton Rouge, La. 7 p.m.
Feb. 12 Baton Rouge, La. 12:30 p.m.

LOCATION: Baton Rouge, La.
ENROLLMENT: 29,317
NICKNAME: Tigers
COLORS: Purple and Gold
ARENA (CAPACITY): Pete Maravich Assembly Center (13,215)

HEAD COACH: Trent Johnson
RECORD AT SCHOOL (YEARS): 48-28 (2)
CAREER RECORD (YEARS): 197-149 (11)

2009-10 RECORD: 11-20
CONFERENCE RECORD (FINISH): 2-14 (6th, SEC West)
POST-SEASON: None

STARTERS RETURNING: 3
TOP RETURNNEES: F Storm Warren (11.8 ppg), G Aaron Dotson (3.2 ppg), F Garrett Green (2.1 ppg)

BASKETBALL SID: Kent Lowe
OFFICE PHONE: 225-578-1864
EMAIL: clowe@lsu.edu



MISSISSIPPI (OLE MISS)

Feb. 5 Fayetteville 5 p.m.
March 5 Oxford, Miss. 3 p.m.

LOCATION: Oxford, Miss.
ENROLLMENT: 19,536
NICKNAME: Rebels
COLORS: Cardinal Red and Navy Blue
ARENA (CAPACITY): C.M. "Tad" Smith Coliseum (9,061)

HEAD COACH: Andy Kennedy
RECORD AT SCHOOL (YEARS): 85-50 (4)
CAREER RECORD (YEARS): 106-63 (5)

2009-10 RECORD: 24-11
CONFERENCE RECORD (FINISH): 9-7 (T-1st SEC West)
POST-SEASON: NIT Semifinals

STARTERS RETURNING: 1
TOP RETURNNEES: G Chris Warren (17.2 ppg), G Zach Graham (9.2 ppg), F Terrance Henry (6.4 ppg)

BASKETBALL SID: Joey Jones
OFFICE PHONE: 662-915-7526
EMAIL: joeyj@olemiss.edu



MISSISSIPPI ST.

Feb. 9 Starkville, Miss. 7 p.m.
March 2 Fayetteville 8 p.m.

LOCATION: Starkville, Miss.
ENROLLMENT: 19,644
NICKNAME: Bulldogs
COLORS: Maroon and White
ARENA (CAPACITY): Humphrey Coliseum (10,500)

HEAD COACH: Rick Stansbury
RECORD AT SCHOOL (YEARS): 255-140 (12)
CAREER RECORD (YEARS): Same

2009-10 RECORD: 24-12
CONFERENCE RECORD (FINISH): 9-7 (1st, SEC West)
POST-SEASON: NIT Second Round (1-1)

STARTERS RETURNING: 3
TOP RETURNNEES: F Kodi Augustus (8.9 ppg), G Dee Bost (13.0 ppg), G Ravern Johnson (13.2 ppg)

BASKETBALL SID: Gregg Ellis
OFFICE PHONE: 662-325-3595
EMAIL: gellis@athletics.msstate.edu



2010-11 OPPONENTS



RAZORBACKS

COACHES

PLAYERS

09-10 SEASON

HISTORY

RECORDS

MEDIA

UNIVERSITY

MISSISSIPPI VALLEY ST.

Dec. 15 Fayetteville 7 p.m.

LOCATION:..... Itta Bena, Miss.
ENROLLMENT:..... 3,767
NICKNAME:..... Delta Devils
COLORS:..... Forest Green and White
ARENA (CAPACITY):...R.W. Harrison Complex (6,000)

HEAD COACH:..... Sean Woods
RECORD AT SCHOOL (YEARS):..... 16-48 (2)
CAREER RECORD (YEARS):..... Same

2008-09 RECORD:..... 9-23
CONFERENCE RECORD (FINISH):..... 8-10 (7th, Southwestern Athletic)
POST-SEASON:..... None

STARTERS RETURNING:..... 4
TOP RETURNNEES:
G/F Shannon Behling (11.4 ppg)
G D'Angelo Jackson (9.6 ppg)
F/C Amos Studivant (6.3 ppg)

BASKETBALL SID:..... William Bright
OFFICE PHONE:..... 662-254-3011
EMAIL:..... sportsinfo@mvsu.edu



NORTH CAROLINA A&T

Dec. 29 Fayetteville 7 p.m.

LOCATION:..... Greensboro, N.C.
ENROLLMENT:..... 10,660
NICKNAME:..... Aggies
COLORS:..... Blue and Gold
ARENA (CAPACITY):...Corbett Sports Center (5,700)

HEAD COACH:..... Jerry Eaves
RECORD AT SCHOOL (YEARS):..... 72-143 (8)
CAREER RECORD (YEARS):..... Same

2009-10 RECORD:..... 11-22
CONFERENCE RECORD (FINISH):..... 6-10 (8th, MEAC)
POST-SEASON:..... None

STARTERS RETURNING:..... 2
TOP RETURNNEES:
C Thomas Coleman (9.3 ppg, 71 blk)
G Nic Simpson (9.5 ppg)

BASKETBALL SID:..... Brian Holloway
OFFICE PHONE:..... 336-334-7141
EMAIL:..... bmhollow@ncat.edu



OKLAHOMA

Dec. 1 Fayetteville 7 p.m.

LOCATION:..... Norman, Okla.
ENROLLMENT:..... 30,092
NICKNAME:..... Sooners
COLORS:..... Crimson and Cream
ARENA (CAPACITY):..... Lloyd Noble Center (12,000)

HEAD COACH:..... Jeff Capel
RECORD AT SCHOOL (YEARS):..... 82-51 (4)
CAREER RECORD (YEARS):..... 161-92 (8)

2009-10 RECORD:..... 13-18
CONFERENCE RECORD (FINISH):..... 4-12 (T-9th, Big 12)
POST-SEASON:..... None

STARTERS RETURNING:..... 1
TOP RETURNNEES:
G Cade Davis (9.9 ppg)
G Steven Pledger (6.2 ppg)
F Andrew Fitzgerald (4.8 ppg)

BASKETBALL SID:..... Mike Houck
OFFICE PHONE:..... 405-325-7623
EMAIL:..... mhouck@ou.edu



SETON HALL

Dec. 8 Louisville, Ky. 6 p.m.

LOCATION:..... South Orange, NJ
ENROLLMENT:..... 9,700
NICKNAME:..... Pirates
COLORS:..... Blue and White
ARENA (CAPACITY):..... Prudential Center (9,800)

HEAD COACH:..... Kevin Willard
RECORD AT SCHOOL (YEARS):..... First
CAREER RECORD (YEARS):..... 45-49 (3)

2009-10 RECORD:..... 19-13
CONFERENCE RECORD (FINISH):..... 9-9 (10th, Big East)
POST-SEASON:..... NIT First Round (0-1)

STARTERS RETURNING:..... 4
TOP RETURNNEES:
G Jeremy Hazell (20.4 ppg)
G Keon Lawrence (4.1 ppg)
F Herb Pope (11.5 ppg)

BASKETBALL SID:..... Matt Sweeney
OFFICE PHONE:..... 973-761-9493
EMAIL:..... matthew.sweeney@shu.edu



SOUTH CAROLINA

Jan. 19 Columbia, S.C. 7 p.m.

LOCATION:..... Columbia, S.C.
ENROLLMENT:..... 28,481
NICKNAME:..... Gamecocks
COLORS:..... Garnet and Black
ARENA (CAPACITY):..... Colonial Life Arena (18,000)

HEAD COACH:..... Darrin Horn
RECORD AT SCHOOL (YEARS):..... 36-26 (2)
CAREER RECORD (YEARS):..... 147-74 (7)

2009-10 RECORD:..... 15-16
CONFERENCE RECORD (FINISH):..... 6-10 (5th, SEC East)
POST-SEASON:..... None

STARTERS RETURNING:..... 3
TOP RETURNNEES:
F/C Sam Muldrow (10.1 ppg)
F Lakeem Jackson (7.2 ppg)
F Ramon Galloway (7.8 ppg)

BASKETBALL SID:..... Emily Feeney
OFFICE PHONE:..... 803-777-7743
EMAIL:..... efeeney@mailbox.sc.edu



SOUTHEAST MISSOURI ST.

Nov. 24 Fayetteville 7 p.m.


LOCATION:..... Cape Girardeau, Mo.
ENROLLMENT:..... 10,859
NICKNAME:..... Redhawks
COLORS:..... Red and Black
ARENA (CAPACITY):..... Show Me Center (7,000)

HEAD COACH:..... Dickey Nutt
RECORD AT SCHOOL (YEARS):..... 7-23 (1)
CAREER RECORD (YEARS):..... 196-209 (14)

2009-10 RECORD:..... 7-23
CONFERENCE RECORD (FINISH):..... 3-15 (9th, OVC)
POST-SEASON:..... None

STARTERS RETURNING:..... 3
TOP RETURNNEES:
G Marland Smith (10.8 ppg)
G Anthony Allison (10.1 ppg)
F Cameron Butler (9.0 ppg)

BASKETBALL SID:..... Jeff Honza
OFFICE PHONE:..... 573-651-2933
EMAIL:..... jhonza@semo.edu





TENNESSEE

Jan. 8 Fayetteville 12:30 p.m.

LOCATION: Knoxville, Tenn.
ENROLLMENT: 27,739
NICKNAME: Volunteers
COLORS: Orange and White
ARENA (CAPACITY): Thompson-Boling Arena (21,678)

HEAD COACH: Bruce Pearl
RECORD AT SCHOOL (YEARS): 126-46 (5)
CAREER RECORD (YEARS): 443-130 (18)

2009-10 RECORD: 28-9
CONFERENCE RECORD (FINISH): 11-5 (3rd, SEC East)
POST-SEASON: NCAA Elite Eight (3-1)

STARTERS RETURNING: 2
TOP RETURNNEES: G Scotty Hopson (12.2 ppg), C Brian Williams (6.4 rpg), F/C Wayne Chism (12.6 ppg)

BASKETBALL SID: Tom Satkowiak
OFFICE PHONE: 865-974-7501
EMAIL: tomsid@utk.edu



TEXAS SOUTHERN

Dec. 22 Fayetteville 7 p.m.

LOCATION: Houston, Texas
ENROLLMENT: 9,500
NICKNAME: Tigers
COLORS: Maroon and Gray
ARENA (CAPACITY): H&PE Arena (8,100)

HEAD COACH: Tony B. Harvey
RECORD AT SCHOOL (YEARS): 24-41 (2)
CAREER RECORD (YEARS): 24-41 (2)

2009-10 RECORD: 17-16
CONFERENCE RECORD (FINISH): 11-7 (4th, Southwestern Athletic)
POST-SEASON: None

STARTERS RETURNING: 2
TOP RETURNNEES: Travele Johnson (13.7 ppg), Aaron Clayborn (4.9 ppg)

BASKETBALL SID: Rodney Bush
OFFICE PHONE: 713-313-7603
EMAIL: bushrr@tsu.edu



TEXAS

Jan. 4 Austin, Texas 8 p.m.

LOCATION: Austin, Texas
ENROLLMENT: 48,167
NICKNAME: Longhorns
COLORS: Burnt Orange and White
ARENA (CAPACITY): Frank Erwin Center (16,734)

HEAD COACH: Rick Barnes
RECORD AT SCHOOL (YEARS): 294-115 (12)
CAREER RECORD (YEARS): 496-249 (23)

2009-10 RECORD: 24-10
CONFERENCE RECORD (FINISH): 9-7 (T6th, Big 12)
POST-SEASON: NCAA First Round (0-1)

STARTERS RETURNING: 1
TOP RETURNNEES: G Dogus Balbay (3.8 ppg), G J'Covan Brown (9.6 ppg), G/F Jordan Hamilton (10.0 ppg)

BASKETBALL SID: Scott McConnell
OFFICE PHONE: 512-471-1345
EMAIL: scott.mcconnell@athletics.utexas.edu



TROY

Dec. 4 Fayetteville 2 p.m.

LOCATION: Troy, Alabama
ENROLLMENT: 30,564
NICKNAME: Trojans
COLORS: Cardinal, Silver, and Black
ARENA (CAPACITY): Sartain Hall (4,000)

HEAD COACH: Dan Maestri
RECORD AT SCHOOL (YEARS): 477-336 (29)
CAREER RECORD (YEARS): Same

2009-10 RECORD: 20-13
CONFERENCE RECORD (FINISH): 12-4 (1st, Sun Belt)
POST-SEASON: NIT First Round (0-1)

STARTERS RETURNING: 0
TOP RETURNNEES: G Vernon Taylor (7.0 ppg), F Levan Patsatsia (2.9 ppg)

BASKETBALL SID: Taylor Bryan
OFFICE PHONE: 334-670-5655
EMAIL: bryant@troj.edu



TEXAS-ARLINGTON

Dec. 31 Fayetteville 7 p.m.

LOCATION: Arlington, Texas
ENROLLMENT: 27,000
NICKNAME: Mavericks
COLORS: Royal Blue and Orange
ARENA (CAPACITY): Texas Hall (3,600)

HEAD COACH: Scott Cross
RECORD AT SCHOOL (YEARS): 66-57 (4)
CAREER RECORD (YEARS): Same

2009-10 RECORD: 16-14
CONFERENCE RECORD (FINISH): 8-8 (5th, SLC West)
POST-SEASON: None

STARTERS RETURNING: 2
TOP RETURNNEES: C Ishmael Awange (2.4 rpg), F LaMarcus Reed (8.1 ppg), G Armani Williams (5.8 ppg)

BASKETBALL SID: Gregg Elkin
OFFICE PHONE: 817-272-5708
EMAIL: gelkin@uta.edu



VANDERBILT

Jan. 29 Nashville, Tenn. 5 p.m.

LOCATION: Nashville, Tenn.
ENROLLMENT: 6,738
NICKNAME: Commodores
COLORS: Black and Gold
ARENA (CAPACITY): Memorial Gym (14,316)

HEAD COACH: Kevin Stallings
RECORD AT SCHOOL (YEARS): 213-137 (11)
CAREER RECORD (YEARS): 336-200 (17)

2009-10 RECORD: 24-9
CONFERENCE RECORD (FINISH): 12-4 (2nd, SEC East)
POST-SEASON: NCAA First Round (0-1)

STARTERS RETURNING: 3
TOP RETURNNEES: F Jeffery Taylor (13.3 ppg), G John Jenkins (11.0 ppg), G Brad Tinsley (6.9 ppg)

BASKETBALL SID: Andy Boggs
OFFICE PHONE: 615-322-4121
EMAIL: andy.boggs@vanderbilt.edu



TEXAS A&M

Dec. 18 Dallas, Texas 1 p.m.


LOCATION: College Station, Texas
ENROLLMENT: 48,702
NICKNAME: Aggies
COLORS: Maroon and White
ARENA (CAPACITY): Reed Arena (12,292)

HEAD COACH: Mark Turgeon
RECORD AT SCHOOL (YEARS): 73-31 (4)
CAREER RECORD (YEARS): 226-150 (13)

2009-10 RECORD: 24-10
CONFERENCE RECORD (FINISH): 11-5 (T-2nd, Big 12)
POST-SEASON: NCAA Second Round (1-1)

STARTERS RETURNING: 3
TOP RETURNNEES: G Dash Harris (4.9 ppg), F Khris Middleton (7.2 ppg), F David Loubeau (9.2 ppg)

BASKETBALL SID: Matt Simon
OFFICE PHONE: 979-862-5451
EMAIL: matts@athletics@tamu.edu



RAZORBACKS

COACHES

PLAYERS

09-10 SEASON

HISTORY

RECORDS

MEDIA

UNIVERSITY



RAZORBACKS



Commissioner
Mike Slive



Director of Media
Relations
Craig Pinkerton
(basketball contact)

COACHES

PLAYERS

09-10 SEASON

HISTORY

RECORDS

MEDIA

UNIVERSITY



SEC Members

- University of Alabama
- University of Arkansas
- Auburn University
- University of Florida
- University of Georgia
- University of Kentucky
- Louisiana State University
- University of Mississippi
- Mississippi State University
- University of South Carolina
- University of Tennessee
- Vanderbilt University

SEC Office

2201 Richard Arrington Blvd. North
Birmingham, AL 35203

Switchboard: 205-458-3000

Media Relations: 205-458-3010

Men's Basketball Contact: Craig Pinkerton

Fax: 205-458-3030

Web site: www.secsports.com

2011 SEC Tournament

March 10-13
The Georgia Dome – Atlanta, Ga.

Future SEC Tournament Sites

2012 – March 8-11

New Orleans Arena, New Orleans, La.

2013 – March 14-17,

Bridgestone Arena, Nashville, Tenn.

2014 – March 14-17,

The Georgia Dome, Atlanta, Ga.

POLL WORTHY

The SEC is one of just two conferences in the country to have all of its members ranked at least one week in the Associated Press top 25 (excluding pre-season polls) since 1999-2000. Simply stated, every SEC team has been a top 25 team nationally at one point in the last nine seasons.

EVERYBODY DANCE

Every team in the SEC has made at least one NCAA Tournament appearance in the last decade.

Arkansas has earned an NCAA Tournament bid in three of the last five seasons.

RECORD ATTENDANCE

More than 2.5 million fans have witnessed SEC basketball in each of the last four seasons. The SEC posted the fourth-largest attendance season in league history, totaling 2,518,749 fans for games featuring SEC teams in 2009-10. A record 2,638,852 fans saw SEC basketball in 2008-09 while 2,562,073 were in attendance in 2006-07 and 2,561,545 for the 2007-08 season. Arkansas was No. 25 in national attendance average, the 17th straight season the Razorbacks have ranked among the top 25.

SEC AMONG FINAL FOUR LEADERS

In the last 18 NCAA tournaments (1993-2010), the SEC's 12 Final Four appearances are the third-most of any conference. The SEC has had a total of five different teams make the Final Four to trail only the Big Ten and Big East with seven appearances each. Arkansas is one of the five SEC programs to reach the national semifinals over that span.

NATIONAL TITLES

Throughout its history, the Southeastern Conference has captured 10 NCAA championships and four NIT titles.

SEC ACADEMIC CONSORTIUM

The SEC's Academic Consortium is housed on Arkansas' campus. It was established in April 2008 to share resources and coordinate efforts by the 12 league universities to bolster teaching, research, public service and other educational activities.

HISTORY OF THE SEC

SEC schools began athletic competition with one another more than 100 years ago as members of the Southern Intercollegiate Athletic Association. Seven institutions (Alabama, Auburn, Georgia, Georgia Tech, North Carolina, Sewanee and Vanderbilt) attended the SIAA organizational meeting of faculty representatives in Atlanta on Dec. 22, 1894.

The SIAA expanded to 19 institutions in 1895 with Central, Clemson, Cumberland, Kentucky, LSU, Mercer Mississippi State, Nashville, Southwestern Presbyterian, Tennessee, Texas and Tulane joining the fold, and by 1920 there were 30 members.

The larger schools reorganized as the Southern Conference at a meeting in Gainesville Dec. 12-13, 1920, including Alabama, Auburn, Clemson, Georgia, Georgia Tech, Kentucky, Maryland, MSU, UNC, North Carolina State, Tennessee, Virginia, Virginia Tech and Washington & Lee. In 1922, Florida, LSU, Mississippi, South Carolina, Tulane, Vanderbilt, Virginia and VMI joined while Sewanee and Duke became members in 1923 and 1928, respectively. The 13 members west and south of the Appalachian Mountains reorganized (UA, AU, UF, UG, GTU, UK, LSU, UM, MSU, Sewanee, UT, Tulane and VU) as the SEC at the Southern Conference meetings of Dec. 8-9, 1932, in Knoxville while the 10 coast members remained in the SC. Sewanee withdrew on Dec. 13, 1940, Georgia Tech on June 1, 1964, and Tulane on June 1, 1966. The league maintained that membership until Arkansas joined on Aug. 1, 1990, and South Carolina on Sept. 25, 1990.

2011 NCAA Tournament

Selection Show: March 14

First Round:

March 15-16

Univ. of Dayton Arena - Dayton, Ohio

Second & Third Rounds:

March 17 & 19

Pepsi Center – Denver, Colo.

St. Pete Times Forum – Tampa, Fla.

McKale Center – Tucson, Ariz.

Verizon Center – Washington, D.C.

March 18 & 20

Time Warner Cable Arena – Charlotte, N.C.

United Center – Chicago, Ill.

Quicken Loans Arena – Cleveland, Ohio

BOK Center – Tulsa, Okla.

Future NCAA Final Four Dates & Sites

2012 March 31 & April 2 Louisiana Superdome – New Orleans, La.

2013 April 6 & 8 Georgia Dome – Atlanta, Ga.

2014 April 5 & 7 Cowboys Stadium – Dallas, Texas

Regionals:

March 24 & 26

Honda Center – Anaheim, Calif.

New Orleans Arena – New Orleans, La.

March 25 & 27

Prudential Center – Newark, N.J.

Alamodome – San Antonio, Texas

Final Four:

April 2 & 4

Reliant Stadium – Houston, Texas





Arkansas joined the Southeastern Conference in 1991-92 and was a member of the Southwest Conference from 1924-1991.

Arkansas' SEC Championships

2000	Tournament
1995	Western Division
1994	Overall, Western Division
1993	Western Division
1992	Overall, Western Division

Arkansas' Individual SEC Leaders

Rebounding – Michael Washington, 2009 (9.8); Derek Hood, 1999 (8.0); Nick Davis, 1998 (9.8); Derek Hood, 1997 (8.0)
Field Goal Percentage – Derek Hood, 1999 (.565, 173-306)
Three-Point Field Goal Percentage – Scotty Thurman, 1995 (.427, 102-239); Rotnei Clarke, 2010 (.427, 100-234)
Three-Point Field Goals Per Game – Jannero Pargo, 2002 (3.28); Pat Bradley, 1999 (2.7); Pat Bradley, 1998 (2.8); Pat Bradley, 1997 (3.1)
Assists – Kareem Reid, 1997 (5.7)
Assist-to-Turnover Ratio – Blake Eddins, 2003 (5.0)
Steals – Ronnie Brewer, 2006 (2.6); Robert Shepherd, 1993 (2.8)

Arkansas' SEC Team Leaders


Scoring Offense – 1998 (82.3), 1995 (87.6), 1994 (93.4), 1992 (89.8)
Scoring Margin – 1994 (+17.9), 1992 (+12.9)
Field Goal Percentage Defense – 2001 (.404, 712-1763)
Field Goal Percentage Differential – 1994 (+8.6, .488/.402)
Three-Point Field Goal Percentage – 1995 (.394, 361-917)
Three-Point Field Goals Per Game – 2001 (8.8), 2000 (8.6), 1997 (8.6), 1995 (9.3)
Three-Point Field Goal Defense – 2005 (.309, 162-524), 1994 (.296, 217-732)
Free-Throw Percentage – 1992 (.741, 604-815)
Turnover Margin – 2002 (+5.41), 2001 (+7.0), 2000 (+6.7), 1998 (+5.8), 1994 (+5.4), 1993 (+7.4)
Rebounding – 1994 (41.6), 2003 (38.0)
Offensive Rebounds – 2003 (14.54)
Steals – 2002 (10.55), 2001 (11.8), 2000 (11.2), 1998 (10.8), 1995 (11.4), 1993 (11.4), 1992 (10.5)
Blocked Shots – 2005 (5.20)

Arkansas' SEC Records


Individual Game:
Three-Point Field Goals Made – 13, Rotnei Clarke vs. Alcorn St. (11/13/09) (17 attempts)
Three-Point Field Goal Attempts – 22, Pat Bradley vs. North Texas (12/30/98) (made 10); Al Dillard vs. Delaware St. (12/11/93) (made 12)
Season:
Steals – 102, Clint McDaniel (1995)
Career:
Consecutive Games with at Least One Three-Point Field Goal Made – 60, Pat Bradley (1996-98)

Team Game:
Assists – 40 vs. Troy St. (12/10/96)
Free Throws Made – 48 vs. Ole Miss (1/17/04) (53 attempts)
Blocked Shots – 18 vs. Missouri (12/5/95)
Three-Point Field Goals – 21 vs. Troy State (12/10/96) (37 attempts)
Three-Point Field Goal Attempts – 54 vs. North Texas (12/30/99) (19 made)


Team Season:
Points Scored – 3,416 (1995)
Three-Point Goals Made – 361 (1995) (917 attempts) (NCAA record)
Three-Point Field Goal Attempts – 917 (1995) (361 made)



Ronnie Brewer led the SEC in steals in 2006 with 2.6. In SEC play only, he was the league's top scorer with 18.8 points.



Nick Davis led the SEC in rebounding in 1998 with 9.8 boards per game, one of three times a Razorback has led the league.



Michael Washington led the league in rebounding as a junior in 2009 (9.8).

RAZORBACKS

COACHES

PLAYERS

09-10 SEASON

HISTORY

RECORDS

MEDIA

UNIVERSITY



RAZORBACKS

COACHES

PLAYERS

09 - 10 SEASON

HISTORY

RECORDS

MEDIA


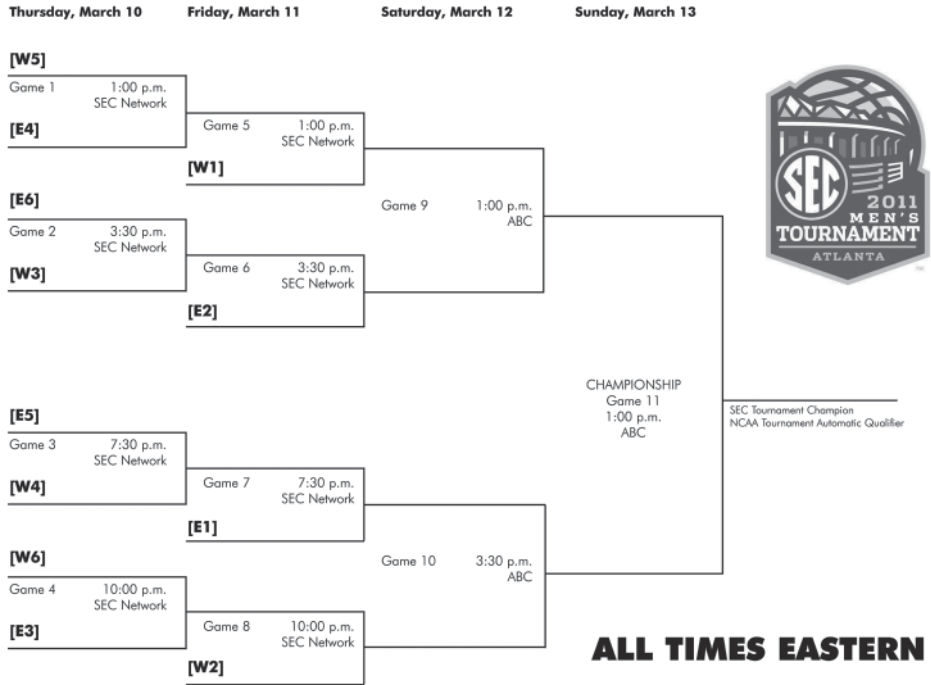
UNIVERSITY

Arkansas in the SEC Tournament

1992 (Birmingham, Ala.) Arkansas 73, Georgia 60 Alabama 90, Arkansas 89 (semifinals)	2001 (Nashville, Tenn.) Arkansas 77, LSU 72 Kentucky 87, Arkansas 78 (semifinals)
1993 (Lexington, Ky.) Arkansas 65, Georgia 60 Kentucky 92, Arkansas 82 (semifinals)	2002 (Atlanta, Ga.) Tennessee 68, Arkansas 61 (first round)
1994 (Memphis, Tenn.) Arkansas 95, Georgia 83 Kentucky 90, Arkansas 78 (semifinals)	2003 (New Orleans, La.) LSU 85, Arkansas 56 (first round)
1995 (Atlanta, Ga.) Arkansas 73, Vanderbilt 72 Arkansas 69, Alabama 58 Kentucky 95, Arkansas 94 (OT) (finals)	2004 (Atlanta, Ga.) South Carolina 91, Arkansas 81 (first round)
1996 (New Orleans, La.) Arkansas 80, South Carolina 58 Kentucky 95, Arkansas 75 (semifinals)	2005 (Atlanta, Ga.) Tennessee 65, Arkansas 46 (first round)
1997 (Memphis, Tenn.) Georgia 65, Arkansas 63 (quarterfinals)	2006 (Atlanta, Ga.) Arkansas 80, Georgia 67 Florida 74, Arkansas 71 (quarterfinals)
1998 (Atlanta, Ga.) Arkansas 102, Tennessee 96 Kentucky 99, Arkansas 74 (semifinals)	2007 (Atlanta, Ga.) Arkansas 82, South Carolina 52 Arkansas 72, Vanderbilt 71 Arkansas 81, Mississippi St. 72 Florida 77, Arkansas 56 (finals)
1999 (Atlanta, Ga.) Arkansas 75, Florida 74 Arkansas 84, Miss. St. 79 (OT) Kentucky 76, Arkansas 63 (finals)	2008 (Atlanta, Ga.) Arkansas 81, Vanderbilt 75 Arkansas 92, Tennessee 91 Georgia 66, Arkansas 57 (finals)
2000 (Atlanta, Ga.) Arkansas 71, Georgia 64 Arkansas 86, Kentucky 72 Arkansas 69, LSU 67 Arkansas 75, Auburn 67 (finals)	2009 (Tampa, Fla.) Florida 73, Arkansas 58
	2010 (Nashville, Tenn.) Georgia 77, Arkansas 64

2011 SEC MEN'S BASKETBALL TOURNAMENT

March 10-13 • Georgia Dome • Atlanta, Georgia



The 2011 SEC Men's Basketball Tournament will be held at the Georgia Dome in Atlanta, Ga.

Arkansas' Record Against the Field in the SEC Tournament

Opponent	Record	Last Meeting
Alabama	1-1	1995, Arkansas W 69-58 (semifinals)
Auburn	1-0	2000, Arkansas W 75-67 (finals)
Florida	1-3	2007, Florida L 73-58 (1st)
Georgia	5-3	2010, Georgia W 77-64 (1st)
Kentucky	1-7	2001, Kentucky W 87-78 (semifinals)
LSU	2-1	2003, LSU W 85-56 (1st)
Ole Miss	0-0	NA
Mississippi St.	2-0	2007, Arkansas W 81-72 (semifinals)
South Carolina	2-1	2007, Arkansas W 82-52 (1st)
Tennessee	2-2	2008, Arkansas W 92-91 (semifinals)
Vanderbilt	3-0	2008, Arkansas W 81-75 (quarters)

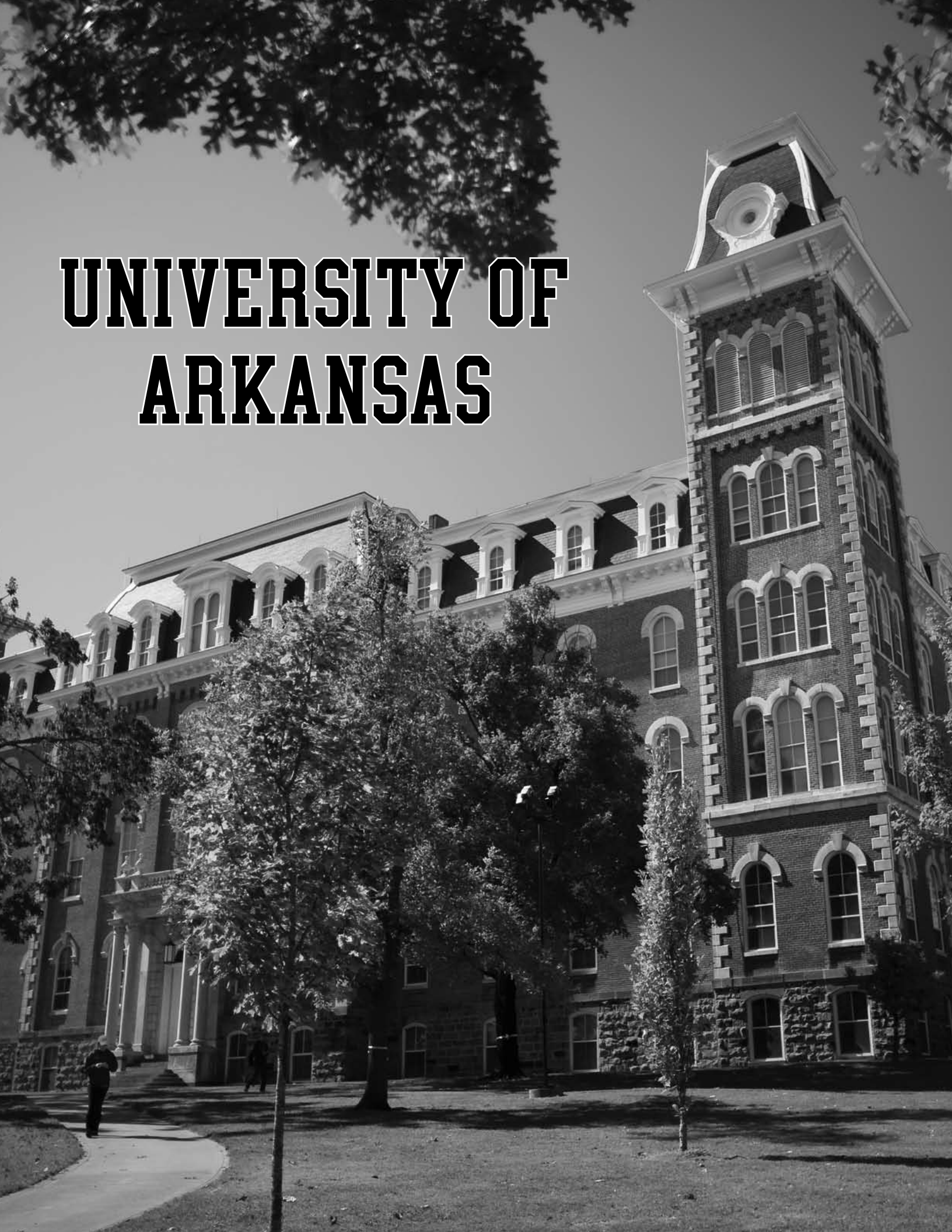
Arkansas' Record By Round

	Record	Appearances
First Round:	3-6	8 (2000, 2002-07, 2009-10)
Quarterfinals:	11-2	12 (1992-2001, 2006-07-08)
Semifinals:	5-6	10 (1992-96, 1998-2001, '07-08)
Finals:	1-4	4 (1995, '99, 2000, '07-08)

SEC Tournament Records

Team	Years	Won	Lost	Pct.	Titles	Team	Years	Won	Lost	Pct.	Titles
Kentucky	47	114	22	.838	26	Georgia	49	38	48	.441	2
Alabama	49	58	44	.569	6	Florida	44	33	42	.440	3
Tennessee	49	59	46	.562	4	Vanderbilt	48	30	48	.385	1
Arkansas	18	20	18	.526	1	Auburn	47	27	47	.365	1
LSU	50	43	50	.462	1	Mississippi St.	49	27	47	.365	3
South Carolina	18	16	19	.457	0	Ole Miss	47	23	47	.329	1

UNIVERSITY OF ARKANSAS



KNOWLEDGE

UNIVERSITY OF ARKANSAS A PORTRAIT OF THE STATE'S FLAGSHIP, LAND-GRANT UNIVERSITY

The University of Arkansas, the flagship campus of the University of Arkansas System, resides on a former hilltop farm overlooking the Ozark Mountains to the south. At the University's founding in 1871, the site was described as "second to none in the state of Arkansas."

Located in Fayetteville, the university is both the major land-grant university for Arkansas and the state university. The university was created under the Morrill Land-Grant College Act of 1862, whereby federal land sales provided funds for new colleges devoted to agriculture and the mechanic arts, scientific and classical studies, and military tactics, all designed for the liberal and practical education of the industrial classes. The university's founding satisfied the provision in the Arkansas Constitution of 1868 that the General Assembly establish and maintain a state university.

Citizens in Fayetteville and surrounding Washington County raised \$130,000 to secure the university's location in a state-wide competition sparked by the General Assembly's Organic Act of 1871, providing for the "location, organization and maintenance of the Arkansas Industrial University with a normal department [i.e., teacher education] therein."

Today, the University of Arkansas encompasses more than 130 buildings on 345 acres and provides nearly 200 academic programs, more than some universities twice its size. At the same time, it maintains a low student-to-faculty ratio (currently 17:1) that makes personal attention possible. The university promotes undergraduate research in virtually every discipline and makes higher education affordable with competitively priced tuition and generous financial aid.

WORLD-CLASS FACULTY

The campus culture places high value on excellent teaching. At this mainly residential campus, the faculty numbers nearly 1,000, of which almost 95 percent are full-time. Nine of every 10 faculty members hold either a doctorate or terminal degree in their field, and more than 65 percent of the faculty is tenured.

DID YOU KNOW?

- 7** Fayetteville ranks No. 7 on the Forbes.com's list of "Top 10 College Towns."
- 14** Razorback basketball is ranked #14 on the Forbes.com's list of "College Basketball's 20 Most Valuable Teams".
- NUMEROUS** Arkansas is home to Rhodes, Marshall, Goldwater, Udall, NSF and James Madison recipients.
- 120,000** Senior Walk features names of more than 120,000 graduates.
- 100** Arkansas presses publish nearly 100 books each year.
- 700** More than \$700 million in construction projects were completed in the past decade

The instructional mission is aided by the Cordes Teaching and Faculty Support Center, a program run by faculty for faculty. The center involves as many as 400 faculty and nearly 200 teaching assistants per year in regularly scheduled programs, seminars, workshops and an annual off-campus teaching retreat as well as individual assistance to update and enhance their teaching methods.


This emphasis is reinforced by the University of Arkansas Teaching Academy, which consists of faculty recognized by their peers, colleges and the larger university for teaching excellence. In 2000, the academy began producing Inquiry,

OLD MAIN

One of the original buildings of Arkansas' campus, Old Main symbolizes the strong connection to the past and the focus upon the future which come together in the present at the University of Arkansas. Completed in 1876, Old Main stood the test of time until the mid-1980s when age and modern building codes threatened to send it to the wrecking ball as it did its sister building at the University of Illinois. A major fund-raising campaign by alumni totally renovated Old Main. Reopening in 1992, the building maintains the feel of a Victorian-era building with high ceilings and elaborate wooden trim. Just below the surface of the period hardwood floors, Old Main is hard-wired to the internet and built to last well into its second century.

Even with renovation, Old Main remained unfinished until 2006. One of the gifts during the Campaign for the Twenty-First Century specified the installation of a clock, originally planned for the blank faces of the south tower.

As mentioned, Old Main was built from shared plans with its counterpart on the Illinois campus, with one important difference. The north tower of Arkansas' Old Main is taller than the south tower. Legend says this was symbolic of the Civil War as the lead engineer was a northern veteran.



PLAYERS

09 - 10 SEASON

HISTORY

RECORDS

MEDIA

UNIVERSITY



the first undergraduate research journal published by an Arkansas institution of higher learning.

WORLD-CLASS FACILITIES

Over \$700 million in construction projects were completed on campus in the past decade, are now under construction or are in the planning stages. These include plans to upgrade or renovate several of our historic buildings. The university is also engaged in an ambitious program to improve the energy efficiency of 35 of our buildings, in an on-going effort to create a sustainable campus.

WORLD-CLASS SUPPORT

Investment in the future is critical, and the unprecedented Campaign for the Twenty-First Century that concluded in 2006 resulted in a billion dollar infusion of gifts to the University of Arkansas. The effort included the largest single gift to a U.S. public university in the history of American philanthropy: a \$300 million gift from the Walton Family Charitable Trust. Primary among the programs created by the Walton gift was the designation of \$200 million toward the establishment of the Honors College.

That kind of commitment from the state and the region is not uncommon. It was the effort of the city of Fayetteville and Washington County in submitting the highest bid to the state in the 1870s that resulted in the University of Arkansas opening its doors here on Jan. 22, 1872.

SENIOR WALK

The University of Arkansas is proud to be the last university in the nation maintaining what once was a common tradition of etching its graduates' names into the campus sidewalks. The 100,000th graduate's name went down in cement during the 1990s. The names on Senior Walk stretch over five miles of campus sidewalks.

The story of Senior Walk is a perfect example of how the University of Arkansas brings its commitment to the past together with innovations for the future. When the costs involved in hand-etching names into concrete forced numerous other universities to give up, the University of Arkansas turned to its physical plant and engineering school grads to create a one-of-a-kind computerized sandblasting machine -- the SandHog. Each summer, the SandHog roars across the front lawn of Old Main, etching the names of graduates into sidewalks.

COLLEGES AND SCHOOLS OF THE UNIVERSITY OF ARKANSAS

Honors College

Dale Bumpers College of Agricultural, Food and Life Sciences

Fay Jones School of Architecture

J. William Fulbright College of Arts and Sciences

Sam M. Walton College of Business

College of Education and Health Professions

College of Engineering

Global Campus

Graduate School

School of Law

BROAD RANGE OF DEGREES

At Arkansas, students can major in one of over 120 undergraduate disciplines, many of which prepare them for entry into graduate studies ranging from law to medicine.

TEN COLLEGES AND SCHOOLS: ONE UNIVERSITY

The University has five colleges, four schools and a global campus to provide a wide range of majors, from agricultural business to biological engineering, from architecture to nursing, from transporta-

tion and logistics to international relations, all taught by nationally acclaimed faculty.

A program in nanoscience that combines students and faculty in physics and engineering has made the university the leader in production of nanomaterials for universities across the country.

No matter what students choose to study the University of Arkansas has the programs, the faculty and the facilities to prepare them for the careers they want in the future.



RAZORBACKS

COACHES

PLAYERS

09-10 SEASON

HISTORY

RECORDS

MEDIA

UNIVERSITY



RESEARCH

DISCOVERY THAT IS MAKING LIFE BETTER FOR ARKANSAS AND THE WORLD

The Carnegie Foundation categorizes the University of Arkansas as a research institution with “high research activity,” placing it among the top 10 percent of universities nationwide. In simple terms, the university is in the top tier of 150 research universities among the nation’s more than 4,000 post-secondary institutions — and growing in research activity and expenditures each year.

As a land-grant and state university, the institution considers research, scholarship and creative endeavor — all leading to the advancement of knowledge — a significant component of its primary mission. The university’s faculty members are active researchers and scholars who consistently attract international attention in the arts, sciences, humanities, technology, business and education.

Research expenditures at the University of Arkansas for fiscal year now exceed \$117 million per year, making research activity a significant academic element at the university and an economic engine for the state. It’s also not uncommon anymore for research awards to

the university to rise at double-digit percentage rates, and such awards also are approaching the \$100 million level.

In addition to the work performed by faculty through individual and collaborative efforts in their academic departments, special research and outreach programs — often interdisciplinary — are conducted in approximately 50 centers and organized research units around campus.

AMONG THE LEADING-EDGE CENTERS AND RESEARCH ACTIVITIES:

- The RFID Research Center laboratory conducts research in the most efficient use of radio frequency identification and other wireless sensor technologies throughout the supply chain, with a particular emphasis on the retail supply chain. Positioned in northwest Arkansas at the epicenter of retail activity, the RFID Research Center laboratory is a multidisciplinary “supply chain in a box” devoted to examining the technology as used in retail, storeroom and warehouse environments.

- The Center for Sensing Technology and Research features a 9.4 Tesla Fourier transform mass spectrometer, which uses a high-powered magnet that improves the resolution of images of molecules and provides detailed information about their structure. Coupled with other instruments in the High Performance Mass Spectrometry Laboratory, the mass spectrometer offers high-resolution laser desorption mass spectrometry, which is not available at any other public laboratory in the country.



- The Chemical Hazards Research Center has the largest ultra-low-speed boundary layer wind tunnel in the world. The wind tunnel simulates releases of heavier-than-air gases into the atmosphere. It has been used to simulate potential disasters and to trace the path of disasters that have occurred, such as the catastrophic 1984 Union Carbide leak in Bhopal, India.

- The High Density Electronics Center has established itself as one of the top electronics packaging research and education facilities in the world. HiDEC has executed contracts from government and industry totaling more than \$30 million. Projects have ranged from multichip module design to the development and evaluation of new technologies and electronic products.

- The Center for Advanced Spatial Technologies has been recognized nationally for its data storage and retrieval warehouse, GeoStor, by the Urban & Regional Information Systems Association. The center works with people across campus in various disciplines, offering researchers the latest in innovative technologies. This has led to interdisciplinary collaboration in fields as diverse as engineering, agriculture, anthropology and sociology.



POINTS OF PRIDE

THE DISTINCTIVE CHARACTERISTICS OF THE UNIVERSITY OF ARKANSAS

UNIQUE TRADITIONS

Starting on Old Main's front step with the year 1876, the names of the more than 125,000 graduates have been chiseled into more than two miles of campus walkways, grouped by year of graduation. It's not uncommon to see alumni strolling Senior Walk to rediscover their own names and fond memories of accomplishment and fun.

Old Main, the university's signature building, designed in Second Empire architectural style, has come to symbolize higher education in Arkansas. Old Main is one of 11 campus buildings on the National Register of Historic Places. Today, it is the home to the J. William Fulbright College of Arts and Science, the largest academic college within the University of Arkansas.

The Inn at Carnall Hall and Ella's Restaurant comprise the university's own on-campus hospitality center. The beautiful, 50-room historic inn and five-star restaurant are both overseen by the hospitality and restaurant management academic program in the Dale Bumpers College of Agricultural, Food and Life Sciences. Carnall Hall was built in 1905 as the university's first women's residence hall. The building was named after Ella Carnall, one of the campus' first female faculty members.

THE FULBRIGHT LEGACY

Since its founding, the University of Arkansas has compiled a remarkable record of scientific, technological, intellectual and creative accomplishment. This accomplishment is exemplified by the late U.S. Senator J. William Fulbright, a Rhodes Scholar as a student and eventual president of the university (1939-41). Fulbright went on to serve at the national level, founding in 1946 the greatest international exchange program for faculty and students in the world.

Fulbright's injunction for academia guides the University of Arkansas to this day: "The highest function of higher education is the teaching of things in perspective, toward the purposes of enriching the life of the individual, cultivating the free and inquiring mind and advancing the effort to bring reason, justice and

humanity into the relations of men and nations."

The University of Arkansas has long been an institution of strong international orientation. In 1951, under U.S. State Department auspices, the University became the first land-grant institution in the nation to assemble an agricultural foreign mission. The object of that mission was to assist

Panama in establishing an agricultural teaching, research and extension program similar to the one that had been so successful in modernizing agriculture in the United States.

CHANGING THE WORLD

Some internationally significant ways that the University has – and is – changing the world:

- Barnett Sure, a University of Arkansas professor of agricultural chemistry, pioneered nutrition research

that led to the co-discovery of vitamin E, a vitamin high in antioxidants. His work also led to understanding of how vitamin E, amino acids and B vitamins affect reproduction and lactation.

- As world population grew during the 20th century, so did the contribution of research at the University of Arkansas. Marinus C. Kik, a professor of agricultural chemistry from 1927 to 1967, developed the process for parboiling rice, one of the most plentiful grains in undeveloped parts of the world. Kik's process increased retention of vitamins and shortened cooking time.

- In 1948, Silas Hunt became the first black person to integrate a traditionally white Southern university, enrolling in the University of Arkansas School of Law six years before the Brown v. Board of Education decision. Likewise, Edith Irby Jones soon after became the first black graduate from a Southern university, attaining her medical degree from the University of Arkansas for Medical Sciences. Both acts happened without litigation or protest.

- When John Pople and Walter Kohn received the 1998 Nobel Prize in Chemistry, they cited the research of University of Arkansas chemist Peter





Pulay as the building block for their prize-winning work. Early in his career, Pulay developed techniques for determining the shape and size of molecules that would permanently change the way scientists study matter. Today his approach is used by theoretical chemists around the world to determine the geometry of large, biologically important molecules.

- Two professors and a university alumnus – Harold Dulan, E.J. Ball and Lewis Callison – created the nation's first commercial variable annuity life insurance company, later bought by Aetna Insurance. Today, variable annuities are used worldwide in estate planning for participation in economic growth and as a hedge against inflation.

- In 1950, the University of Arkansas built the first American facility to integrate the study of fine arts. Edward Durell Stone, a former student who was by then an internationally recognized architect, designed the Fine Arts Center and followed on this early effort later to design the Kennedy Center for Arts in Washington, D.C. Other universities and colleges also followed Arkansas' example, developing cross-curricular exchanges so that artists, musicians, actors and designers could learn from each other and draw inspiration from other similar disciplines.

- Chemistry professor Paul Kuroda predicted that self-sustaining nuclear chain reactions could have occurred naturally in earth's geologic history. His prediction was later confirmed when scientists discovered a natural nuclear reactor in Gabon, Africa. In 1960, he predicted the existence of Plutonium-244 as an element present during the solar system's formation. Confirmation of his theory enabled scientists to more accurately date the sequence of events in the solar system's early history.

- The Master of Fine Arts in Creative Writing, a 60-hour program launched at the University of Arkansas in 1966, has grown into one of the most productive and highly ranked programs of its kind in America. Founded by English professors William Harrison and James Whitehead, later joined by Miller Williams, the program was an early catalyst in the transformation of the traditional study of literature into a demanding training ground for writers.

- University of Arkansas plant pathologists George Templeton, Roy Smith, David TeBeest and graduate student Jim Daniels conducted research in the early 1970s that led to the first biological herbicide for weed control in a field crop, later called Collego. Their work to avoid chemical herbicides led to worldwide development of safer biological herbicides and establishment of the Rosen Center for Alternative Pest Control at the University of Arkansas.

- Physics professors Allen Hermann and Zhengzhi Sheng mixed up a thallium-based material in 1988 that set the world's highest temperature at which superconductivity could be sustained, leading to new advances in the manufacture of high-density electronics. Their patented material held the record for more than

five years while researchers around the world raced to catch up.

- Professor Dwight Isely of the department of entomology is considered the father of insect pest management in the United States. His research identified the weak point in the life cycle of insects that made them particularly susceptible to control strategies. Through his work on cotton insect pests, the codling moth, the striped cucumber beetle, the southern corn rootworm and the rice water weevil, American Agriculture saved millions of dollars.

- Engineering professors at the University of Arkansas invented the next-best thing to the zip code – the wide-area bar code reader, which became the most widely implemented automated mail-sorting equipment in the world. By 2000, more than 15,000 bar code readers were used in every major Postal Service facility, increasing the efficiency of processing 20 billion pieces of mail a year at a savings of \$200 million.

- Former President William Jefferson Clinton and Sen. Hillary Rodham Clinton started their careers as faculty members of the University of Arkansas in the mid-1970s. While a law professor, Mr. Clinton made his first runs for political office, getting elected as the Arkansas attorney general in 1976. Mrs. Clinton founded the university's legal clinic, which still provides law students a chance to work with clients on legal problems.





CHANCELLOR

DR. G. DAVID GEARHART

Dr. G. David Gearhart became the fifth chancellor of the University of Arkansas on July 1, 2008, following 10 years of service to the university in his capacity as vice chancellor for university advancement. During that decade leading up to his appointment as the campus' chief executive, he was the architect of the Campaign for the Twenty-First Century – the largest, most successful capital campaign in Arkansas history, which raised more than \$1 billion for academic programs and increased the endowment from \$119 million to almost \$900 million.

A native of Fayetteville, Ark., Chancellor Gearhart was born and raised in the shadow of Old Main. An alumnus of the university whose name is twice inscribed on Senior Walk for the law degree (J.D.) and doctor of education degree (Ed.D.) he earned, Gearhart feels that his entire adult life has prepared him for this singular honor and challenge.

"I believe the ultimate success of the University of Arkansas will be measured to a large extent on how it demonstrates its usefulness to society," Gearhart says. "Of all of the rich contributions that America has bestowed on the world, American higher education is among the most important. Our colleges and universities have become, perhaps, the most vital expression of the American political and social philosophy."

The path that would lead him back to his alma mater began in 1976, when Gearhart became assistant to the president at Westminster College in Fulton, Mo., where he received his baccalaureate two years earlier. In 1977, he was appointed the director of development at Westminster and led fundraising efforts for The Winston Churchill Memorial and Library. Thus was launched a nationally respected career in university advancement.

In 1978, he returned to his native state to become vice president for development at Hendrix College. After four years at Hendrix, Gearhart returned home for the first time when he was selected to be the director of development at the University of Arkansas. In this role, he spearheaded the Campaign for Books, which added more than 100,000 volumes to the University of Arkansas Library.

In 1985, Gearhart took another career leap in being appointed vice president for development and university relations at The Pennsylvania State University. Three years later, he was promoted to senior vice president, responsible for the external relations programs for 23 campuses statewide. While at Penn State, he launched a major capital campaign, which raised in excess of \$352 million. Total private gifts to Penn State during his 11 years at the university surpassed \$950 million, and Gearhart's division was cited three times by the Council for Advancement and Support of Education (CASE) with its grand gold medal, awarded to the nation's top advancement program.

In 1995, Gearhart joined the international consulting firm of Grenzebach, Glier, and Associates as senior vice president and managing director, but stayed closely connected to advancing the mission of higher education. The Chicago-based philanthropic management firm has hundreds of clients in the United States, Canada and Europe, and fundraising goals in excess of \$40 billion. Clients managed by Gearhart included nearly two dozen non-profit organizations, colleges and universities, among them American University, Brigham Young University, Rutgers University, University of Alabama, University of

Connecticut, University of Miami (Fla.), University of Pittsburgh and University of Washington.

In 1998 Gearhart once again returned to his native state as vice chancellor for university advancement at the University of Arkansas. He was responsible for development, alumni relations, constituent relations, special events and university relations programs. Arguably, his most significant impact in this role was the stunningly successful Campaign for the Twenty-First Century, a billion-dollar capital campaign that concluded in June 2005 with the University of Arkansas taking its place as one of only 13 public universities at that time to have exceeded a billion dollars raised.

The centerpiece of this campaign was a \$300 million gift from the Walton Family Charitable Support Foundation, the largest gift ever made to a public university. The direct results of Gearhart's leadership in this effort included the creation of 132 new endowed faculty positions, 1,738 new student scholarship and fellowship funds, dozens of new and renovated facilities and classrooms, and growth of the overall endowment from \$119 million in 1998 to nearly \$900 million by the time he assumed the chancellorship.

In every imaginable way, the university was transformed by this campaign.

"At the University of Arkansas our ultimate purpose is to improve the human condition, to make life better for our citizens and our state and to contribute to the general welfare of our nation," says Gearhart. "Thanks in part to the Campaign for the Twenty-First Century, we've become recognized as a rising star as a major public research university in a state where higher education must play an increasingly larger role in the lives of its citizens. Working with our sister public institutions and in partnership with our own university system, we must work hard and smart to increase the college participation rate and to strengthen the quality of Arkansas' higher education. We must be seen as enthusiastic leaders in this venture, all in a time of diminished public resources nationally that will not make it easy, but a challenge that we at the university must embrace."

Gearhart was named a distinguished alumnus of his undergraduate alma mater, Westminster College, in 1992, and the same year was named a Fulbright Scholar and studied at Oxford

University, M e r t o n College in O x f o r d , England. In 1996, he was named an honorary alumnus of Penn State, where he finished his doctoral coursework in higher education administration.

In addition to his responsibilities as chancellor, Gearhart is a tenured member of the faculty in the College of Education and Health Professions, holding the rank of professor. A nationally respected expert in capital campaigns, he is the author of two books, *The Capital Campaign in Higher Education and Philanthropy*, *Fund Raising and the Capital Campaign*, as well as numerous articles.

Among his current professional affiliations, Gearhart serves as vice president of the University of Arkansas Fayetteville Campus Foundation, is a member of the board of advisors for the Arkansas World Trade Center, is a member of the Northwest Arkansas Council, and is a member of the advisory board of the Pryor Center for Oral and Visual History. He also is a licensed attorney in the state of Arkansas.

Gearhart is married to the former Jane Brockmann and they have two children. Their daughter Katy Hunt is a graduate of Penn State University and is married to Dr. Justin Hunt. They have a son, Ben. The Hunts live in Little Rock. The Gearharts' son Brock is a graduate of the University of Arkansas and is vice president of Greenwood Gearhart Inc. of Fayetteville. His wife Lindsey is a teacher.

Gearhart's late father, George A. Gearhart, was publisher of the Northwest Arkansas Times in Fayetteville. His mother, Joan Gearhart Havens, lives in Fayetteville.

"I have many dreams and aspirations that I've long held for the University of Arkansas," Gearhart says, "and I look forward in the months and years ahead to sharing that vision and working with our outstanding students, faculty, staff, alumni and friends, and certainly the board of trustees, on reaching our lofty goals and realizing the full potential of our university."



HAZORBACKS

COACHES

PLAYERS

09-10 SEASON

HISTORY

RECORDS

MEDIA

UNIVERSITY

DR. SHARON HUNT FACULTY ATHLETIC REPRESENTATIVE

Chancellor G. David Gearhart has appointed Dr. Sharon Hunt to be the faculty athletics representative for the University of Arkansas in August 2010.

Dr. Hunt is the first woman and non-lawyer to hold the post. Dr. Hunt has been on the University of Arkansas faculty for 20 years and has served as head of the department of health science, kinesiology, recreation and dance in the College of Education and Health Professions for that entire time except for the 2000-01 academic year, when she served as interim dean of the college.

A high school athlete, Hunt's involvement with collegiate athletics dates back to her own college days at the University of Arkansas when she played extramural sports with the women's basketball and tennis teams prior to the enactment of Title IX.

After receiving her bachelor's and master's degrees in physical education from the university, she went on to earn a doctor of education degree from the University of Georgia, where she taught a variety of sport-activity courses as a graduate assistant. Upon the completion of her doctoral degree, she joined the faculty of the University of Kentucky for 13 years, where she taught both undergraduate and graduate courses and served as the graduate coordinator for the department of health, physical education and recreation. In 1990, she and her family returned to Fayetteville.

Dr. Hunt will work closely with the athletic department, will be involved in the student-athlete advisory council on campus and will travel to represent the University of Arkansas at various SEC and NCAA meetings.

Dr. Hunt was instrumental in establishing the graduate athletic training education program in the College of Education and Health Professions, and she has worked closely with athletics on that program. The athletics department provides support to students in the athletic training education program in the form of a stipend, books and travel to the Arkansas Athletic Trainers' Association annual meeting. Two endowed scholarships for athletic training students in honor of longtime Razorback trainers Dean Weber and the late Bill Ferrell were established through the athletics department.





ACADEMICS

STUDENT - ATHLETE ACADEMIC SUPPORT FOR SUCCESS AND ACHIEVEMENT

STUDENT-ATHLETE ACADEMIC SUPPORT AND ACHIEVEMENT MISSION STATEMENT

The primary focus of the Razorback Student-Athlete Academic Support and Achievement Program is to provide the student-athlete with the opportunity to develop the skills necessary to be a success in college and in life. This is accomplished through superior academic counseling, life skills training and preparation to enter the job market upon graduation.

THE BOGLE ACADEMIC CENTER


There is no higher priority for the University of Arkansas Athletic Department than the academic progress of its scholar-athletes. Thanks to the generous gift of Bob and Marilyn Bogle, the home of the Razorback Athletic Department's Student-Athlete Academic Support and Achievement program is the Bob and Marilyn Bogle Academic Center. The 15,000-square foot Bogle Academic Center is located in the east side of Donald W. Reynolds Razorback Stadium. Under the overall direction of Senior Associate Athletic Director Jon Fagg, the Bogle Academic Center houses the Arkansas Razorbacks Academic Support Program, the Razorback Office of Student Life and the Career Development Program.

Associate Athletic Director for Student-Athlete Support Services Melissa Harwood-Rom oversees the staff of professionals dedicated to directing student-athletes to reach their personal academic goals, and to do so in ways that balance their academic, athletic and personal lives.

STUDENT-ATHLETE ACADEMIC SUPPORT AND ACHIEVEMENT SERVICES

The Mission Statement for the Razorback Student-Athlete Academic Support and Achievement division -- SAASA -- speaks for itself, but the improvements and achievements of the Razorbacks over the past academic year are what is most important. At Arkansas, academic services are not just good grades and eligibility. Along with 18 of 19 teams exceeding the NCAA standard for APR, Razorbacks earned some of the highest conference and national academic honors in the 2009-10 year including a pair of Southeastern Conference Scholar-Athletes of the Year.

Academic accomplishment is important for all 19 teams at the University of Arkansas and the football team is no exception. The Razorbacks had 10 student-athletes recognized on the 2009 Southeastern Conference Fall Academic Honor Roll and had 22 named to the Athletic Department Academic Honor Roll.



Stephen Cox is one of the most recent Razorbacks to earn his degree. He was a multi-time member of the SEC Academic Honor roll and a regular on the Athletic Department Academic lists.



It is also not about honoring the "A" student. Arkansas Athletics is committed to every single athlete improving his or her academic performance every semester, working to achieve academic "personal bests" with each class just the same as we would expect our athletes to hit personal records in competition.

UNIVERSITY OF ARKANSAS ACADEMIC GAME PLAN FOR GRADUATION

Student-athletes are expected to meet specific academic criteria in order to maintain eligibility. This is easily achieved by following the Academic Game Plan created by the Student-Athlete Academic Support and Achievement team.

The SAASA designs programs and sets specific goals to help student-athletes achieve academic success. An example of a key goal is the successful completion of 30 hours of coursework during each academic year. By maintaining this course load, Razorback athletes not only stay on track to graduate in four years, but easily meet eligibility requirements set by the NCAA.



MELISSA HARWOOD-ROM
*Associate AD for Student-Athlete
Support Services*



STUDY HALL AND TUTORS

A quiet setting for uninterrupted study, the Bogle Academic Center provides three types of study hall space. The computer lab (above) has over 30 stations for individual computer-based study. An open study hall is available for group or individual study, and monitored by staff members of the SAASA. There are 17 individual study carrels that provide space for tutors to meet with student athletes for individual instruction in specific subjects.

Each Razorback team sets its own criteria for study hall attendance. The use of tutors is a key element for academic success, allowing for individualized assistance and for reaching academic excellence in advanced subjects.





ACADEMICS

HONORS AND GRADUATES

HONORS AND AWARDS

Academic Excellence Program -- Recognition for Razorback athletes who exceed a 3.0 GPA each fall and spring semester.

Academic Champions -- Razorbacks who scored perfect 4.0 grades for the semester

Athletic Director's List -- Razorbacks with grades from 3.50-3.99

Athletic Department Honor Roll -- Razorbacks with grades from 3.00-3.49

Lon Farrell Award -- Presented to the graduating Razorback athlete each spring semester with the highest cumulative GPA.

Bandon Burlsworth Award -- Voted on by the university faculty as the outstanding former non-scholarship student-athlete.

Hard Working Hog -- Recognizing achievements of new personal academic bests each semester.

SEC Academic Honor Roll -- A 3.0 GPA or above for two consecutive semesters.

CLASS ATTENDANCE

The University of Arkansas Razorback Athletic Department has an overall student-athlete class attendance policy. Student-Athletes Academic Support and Achievement assists with the enforcement of this policy through regular checks on class attendance. If traveling with a team, student-athletes notify instructors early in each semester regarding assignments or exams.

STUDENT LIFE

The social and personal development of student-athletes is as important to the University of Arkansas as the academic and athletic achievement. The Office of Student Life focuses on the personal development and community service components of the NCAA CHAMPS/LifeSkills program. Training is provided in a variety of areas including financial planning, drug and alcohol education, time management, study skills and developing community service activities.



Tiffany Wright

"The University of Arkansas isn't a huge university, but it has a huge reputation. My professors were concerned with my personal goals; concerned about how I wanted to develop as an individual. There is a great amount of one-on-one mentoring with the teachers. I think one of the greatest things about Arkansas is that you are an individual, a real person — not just an I.D. number — to the faculty and staff."

Tiffany Wright (BA, 1998)

Tiffany Wright went from 1998 NCAA Women's Final Four to graduation to sideline reporter for ESPN's coverage of the WNBA within weeks. Today, she is the sports anchor at ABC affiliate, WSOC, in Charlotte, N.C.

CAREER DEVELOPMENT

The purpose of the Career Development Program is to assist student-athletes in making a smooth transition from the University of Arkansas into the workplace. This process begins during the freshman year with a one-hour course on career options. Workshops are held to provide student-athletes training in resume writing, interviewing skills and etiquette. Individual assistance with locating summer internships and job placement gives student-athletes a head start into their chosen careers.



2010 SPRING SEMESTER

ACADEMIC HONOR ROLL

Kalley Anders, soccer, communication disorders; Amanda Anderson, volleyball, kinesiology; Seth Armbrust, football, kinesiology; Natalie Bohonsky, gymnastics, journalism; Lane Boyer, men's track and field, geology; Katelyn Cherry, women's track and field, engineering; Amy DeFilippo, gymnastics, kinesiology; Tara Diebold, women's track and field, communication disorders; Joseph Doramus, men's golf, finance; Halmon Fess, men's tennis, business; Seth Haynes, men's track and field, biology; Megan Haskins, swimming and diving, finance; Price Holmes, football, nursing; Sarah Howard, swimming and diving, journalism; Megan Jackson, women's track and field, kinesiology; Paige Johnson, women's track and field, English/journalism; Kelci Lewis, gymnastics, kinesiology; Lisa Lunkenheimer, swimming and diving, kinesiology; James McCann, baseball, communication; Hope McLemore, softball, health science; Elizabeth McVean, soccer, kinesiology; Garrett Methvin, Baseball, kinesiology; Kat Moffet, soccer, journalism; Erin Moskos, soccer, kinesiology; Sam Murphy, baseball, communication; Erin Neumann, swimming and diving, communication disorders; Lynette Ng, swimming and diving, communication/ Asian studies; Rio Reina, men's track and field, finance; Mackenzie Rhea, volleyball, Biology; Alexandra Roman, swimming and diving, Spanish; Lindsay Scanlan, volleyball, criminal justice; Haley Smith, swimming and diving, kinesiology; Katie Stripling, women's track and field, kinesiology; Chelsea Tidwell, soccer, nutrition; Anouk Tigu, women's tennis, business; Kelsea Vance, swimming and diving, biology; Victoria Vela, women's golf, business; Kerri Wood, women's track and field, marketing

2009 FALL SEMESTER

ACADEMIC HONOR ROLL

Garrett Methvin, baseball, kinesiology; David Hurd, football, biology; Halmon Fess, men's tennis, business; Lane Boyer, men's track, geology; Corinna Rees, women's golf, political science; Victoria Vela, women's golf, business; Stacy Bartlett, gymnastics, nutrition; Amy DeFilippo, gymnastics, kinesiology; Kelci Lewis, gymnastics, kinesiology; Sarah Nagashima, gymnastics, apparel studies; Genny Salvatore, gymnastics, art; Kailey Anders, soccer, communication disorders; Katherine Moffett, soccer, journalism; Chelsea Tidwell, soccer, nutrition; Kim Jones, softball, recreation; Hope McLemore, softball, kinesiology; Gina Bargiachi, swimming and diving, art; Sarah Howard, swimming and diving, journalism; Lisa Lunkenheimer, swimming and diving, kinesiology; Erin Neumann, swimming and diving, communication disorders; Lynette Ng, swimming and diving, communication; Leah Pierce, swimming and diving, economics; Anouk Tigu, women's tennis, business; Tara Diebold, women's track, communication disorders; Katie Stripling, women's track, kinesiology; Keri Wood, women's track, marketing; Mackenzie Rhea, volleyball, biology

WHO ELSE GRADUATES FROM THE UNIVERSITY OF ARKANSAS?

Here's a short list of some of our numerous notable graduates:

- Steve Atwater (BSBA '88), Two-time Super Bowl participant with the Denver Broncos
- Regina Blakely (BA '81, JD '85), Former CBS News Reporter
- George W. Haley (LLB '52), U.S. Ambassador to Gambia, brother of author Alex Haley
- Jerry Jones (BA '65), Owner of the Dallas Cowboys
- Ronald LeMay (BSBA '72), CEO, Sprint
- Robert Maurer (BS '48), Inventor of fiber optic technology at Corning Glass
- Rodney Slater (BA '80), First African-American U.S. Secretary of Transportation
- Pat Summerall (BSE '53), Former CBS Sports and Fox Sports announcer
- Don J. Tyson, Jr. ('52), Founder, Tyson Foods
- Jim C. Walton (BSBA '71), President, Walton Enterprises
- S. Rob Walton (BSBA '66), Former Chairman of the Board, Wal-Mart Stores

FAMOUS RECENT RAZORBACKS

- Felix Jones (First Round NFL, Dallas Cowboys)
- Darren McFadden (First Round NFL, Oakland Raiders)
- Lauren Ervin (Third Round WNBA, Connecticut Sun)
- Sonny Weems (Second Round NBA, Chicago Bulls)
- Stacy Lewis (LPGA member, tied for third at U.S Women's Open)
- Logan Forsythe (First Round MLB, San Diego Padres)
- Wallace Spearmon (200), Veronica Campbell-Brown (200), Nicole Teter (800), Christin Wurth-Thomas (1,500), Amy Yoder Begley (10,000), Deena Kastor (Marathon) and April Steiner Bennett (pole vault) all at the Beijing Olympics.



IN THE COMMUNITY

GIVING BACK TO NORTHWEST ARKANSAS AND THE WORLD

RAZORBACKS

COACHES

PLAYERS

09-10 SEASON

HISTORY

RECORDS

MEDIA

UNIVERSITY

Community service is a vital part of the educational process for any college student, and Razorback athletes continued to make it a priority in 2009-10.

With guidance from the Student-Athlete Development office, Razorback student-athletes, coaches and staff members participating in a number of events throughout the year. Here's a brief look at some of those projects.

- ♦ Going out to area elementary schools to support the Book Hogs reading program and the Sweat Hogs physical education awareness program.
- ♦ Individual team projects ranging from volunteering at the Fayetteville Public Library, working with Habitat for Humanity, assisting with area shelters, helping the local youth programs like the Scouts, holiday shopping and meal programs and visiting area nursing homes.
- ♦ Teaming with Numana, Inc. for Razorback Relief: Operation Haiti, a 24-hour marathon to package, more than 1.4 million meals for the Haitian relief effort.

The quiet efforts of our 19 Razorback teams have a long-lasting impact on the youth of our state. The incredible positive benefit of the time spent by the Razorbacks helping the community pays tremendous dividends, not only for the University of Arkansas, but for the entire community.


And while we focus here on the positive benefits for the fresh young faces who receive an autograph or a kind word of encouragement from a Razorback, we know that there is a considerable impact upon our student-athletes, our future leaders. The opportunity to give back impresses upon them that no matter their personal circumstances when they arrived in Fayetteville, they have a chance to not only improve their lives, but touch the lives of others.



Several Razorbacks shared some putt-putt time with young fans as a part of Make a Difference Day. Razorback athletes from all sports participated in various community service activities across the city of Fayetteville.



At left: the Razorback men's basketball team served meals over the Thanksgiving holiday. Above: members of the Razorback gymnastics team take part in Razorback Relief: Operation Haiti helping to package more than 1.4 million meals in 24 hours.



Razorback student-athletes are regular speakers at both Book Hogs Read To Win and Sweat Hogs, a program that encourages physical fitness in the elementary schools.

Book Hogs is one of the largest department outreach programs. Razorback student-athletes are guest readers in elementary classrooms and there are contests for reading the most books with the winners recognized at Razorback sporting events.

Bottom right: members of the Razorback women's golf team help out a local food shelter.



JEFF LONG

VICE CHANCELLOR FOR INTERCOLLEGIATE ATHLETICS AND DIRECTOR OF ATHLETICS

Entering his third full year as Vice Chancellor and Director of Athletics, Jeff Long has not only guided the University of Arkansas' Department of Intercollegiate Athletics through a period of unprecedented transition, he has transformed and revitalized a tradition-rich athletics program encompassing 19 sports and more than 460 student-athletes. Long has not only accepted, but embraced the challenge of leading a Razorback program that serves as a source of pride for so many at the University of Arkansas, in all corners of the state and to thousands of Razorbacks all around the world.

Long has established a multi-faceted combined athletics program uniformly committed to the development of student-athletes academically, athletically and socially. A part of Chancellor G. David Gearhart's Executive Committee, Long and other members of the campus leadership team are charged with developing policies and charting the course for the future of higher education at the University of Arkansas. Since his arrival, Long and his staff have re-engaged the athletic department with the university community working to more fully integrate Razorback Athletics into the campus environment. Razorback Athletics stepped forward with a \$1 million gift to support the university's academic mission in 2009-10 which brought the department's support of the greater university community to nearly \$4 million. The department has pledged another \$1 million gift for 2010-11.

The success of Long's approach can be measured in part by the remarkable accomplishments of the Razorback program in his tenure. Arkansas has captured six conference championships and advanced to 40 NCAA post-season competitions while

drawing more than a million fans annually to campus to cheer on the Razorbacks.

In the classroom, the Razorbacks exceeded national APR multi-year rate standards in 18 of 19 sports. For the first time in program history, all 19 sports exceeded the yearly APR benchmark rate in the most recent report (2008-09). The academic success has coincided with a transformation of the program's academic achievement approach from maintaining eligibility to focusing on student-athlete advancement towards a college diploma.

In the community, Razorback student-athletes are more active than ever volunteering more than 2,500 hours of time in between the rigors of school and athletic practice and competition. Community outreach initiatives including Lift Up America, Book Hogs, Sweat Hogs, Razorback for a Day and Razorback Relief have Razorback student-athletes making a difference in Arkansas and around the world. In 2009-10, the Lee Spencer Cup was established to annually recognize the Razorback team that earns distinction in the classroom, in athletic competition, in personal development and in the community.

Administratively, landmark agreements have been negotiated with ISP and with Southeastern Conference television partners to guarantee future revenue streams and secure the financial base of the program in uncertain economic times.

Even the most optimistic outlook would have been hard pressed to foresee the level of success that the Razorback program would attain in such a short time after Long was selected to replace legendary athletic director and former Razorback football coach Frank Broyles in September of 2007. Before Long officially took the reins, Arkansas announced that it would combine its previously independent men's and women's athletic programs into one combined athletic program.

Shortly after that announcement, Long was busy engineering the first coaching search of his tenure. Long not only found the next head football coach, he convinced Bobby Petrino, one of the most successful collegiate coaches in recent history, to return to the college game at Arkansas.

By the time, Long officially started his new position on Jan. 1, 2008, he had already accomplished a list



of tasks vital to the short and long-term health of the Razorback program. He had begun the process of carefully blending the men's and women's athletic departments into one unified department and establishing a new administrative structure. Under Long's leadership, Arkansas revised policies governing class attendance, drug testing, the NCAA Opportunity Fund as well as other compliance and business office procedures. The academic support services division was re-organized and a formal division of student life was created focusing on student-athlete development and community service.

Long was busy on external issues as well. In 2008, Arkansas returned to the classic Razorback logo. The new branding was featured in the launch of a new website ArkansasRazorbacks.com. In 2009-10, Arkansas hosted a year-long celebration commemorating "100 Years of the Razorbacks" and launched a new official newspaper of the department, *Inside Razorback Athletics*.

Long worked tirelessly to maintain long-time relationships and to forge new relationships for the benefit of the Razorback program including extending Arkansas' relationship with War Memorial Stadium in Little Rock. Long was also instrumental in helping re-establish the Razorbacks' presence in Texas, partnering with former Razorback Jerry Jones to develop the Southwest Classic, a 10-year football series with Texas A&M played at the new Dallas Cowboys Stadium.

Perhaps his most impressive accomplishment came when he brokered a new partnership with ISP to form Razorback Sports Properties. As economic indicators were beginning to point toward challenging economic times, Long signed Arkansas





"WE WILL PROVIDE OPPORTUNITIES FOR STUDENT-ATHLETES TO ACHIEVE THEIR FULLEST POTENTIAL ACADEMICALLY, ATHLETICALLY AND SOCIALLY, WHILE COMPETING SUCCESSFULLY AT THE HIGHEST LEVEL."

to a deal that will guarantee the Razorback program \$73 million in the next 10 years. Long recently negotiated an extensive all sports apparel and footwear all sports agreement with NIKE, Inc. that will outfit all 19 Razorback sports programs through the 2014-15 season.

A number of athletic facilities have also seen a transformation with Bud Walton Arena undergoing extensive renovations, including replacement of the lower seating bowl and the addition of courtside seating, ribbon boards and a courtside club room. In the spring of 2009, Bogle Park, arguably the nation's best softball facility, was dedicated on the Arkansas campus and a new synthetic playing surface was installed at Donald W. Reynolds Razorback Stadium. Long remains committed to maintaining Arkansas' reputation as the home to some of the nation's best playing venues while targeting much needed facility improvements crucial to the overall development of student-athletes. The department recently commissioned a master facilities plan to assess facility needs for the future success of the Razorback program.

Arkansas' program flourished in Long's first year, finishing 24th in the NACDA Directors Cup, its best finish in nearly a decade. In his first full year at the helm, Arkansas scored a program-record 730 points on its way to a 25th-place finish. The back-to-back top 25 Directors Cup finishes marked only the second time in school history the Razorbacks accomplished that feat.

A veteran administrator with a track record of the highest commitment to the concept of "student-athlete," Long has had more than two decades experience in athletic administration at the Division I level including at the University of Pittsburgh, University of Oklahoma, University of Michigan, Virginia Tech University and Eastern Kentucky University prior to arriving at the Arkansas. While known as an innovator in athletic department management, Long also understands the coach's perspective from time spent in coaching and administrative staff positions at Duke University, Rice University and North Carolina State University.

On the forefront of NCAA governance, Long served on the NCAA Management Council as one of the athletic administrators who oversaw the operations and regulation for Division I. His experience as an athletic director and administrator in America's most prestigious conferences – the Big 12, Big Ten, Big East, Atlantic Coast and now SEC gives Long a uniquely informed perspective on intercollegiate athletics. During his career, Long has served in five of the six Bowl Championship Series leagues.



The Long Family: Christina, Fanny, Stephanie and Jeff.

Prior to assuming his current roles at Arkansas, Long served for four years as the athletic director at the Pittsburgh. During his tenure, Long redefined Pitt athletics, most notably through the "Quest for Excellence" campaign. Designed to enhance the student-athlete experience for Panther athletes through scholarship endowments and capital gifts for facility construction and renovation, the Quest resulted in almost \$34 million in just over two and a half years.

His commitment to building the Pitt athletics brand resulted in a new primary mark for the Panthers which returned the powerful "PITT" brand to Pittsburgh. He established a partnership with adidas for uniforms and apparel for all 19 Pitt teams and an agreement with ISP Sports.

Long's four-year tenure added up to Pittsburgh becoming one of the nation's top programs, notably the Panthers' selection as the No. 17 overall program in the nation in the December 2006 *Sports Illustrated on Campus' All-Sport Rankings*.

As an athletic leader, Long was a key advocate for the Big East during the league's time of membership transition. Due in part to his leadership, the Big East maintained its position as a key member of the Bowl Championship System, and the Pitt Panthers earned the Big East's automatic berth in 2004 at the Tostitos Fiesta Bowl. Along with his tenure on the Executive Council, Long also served on the NCAA's Sports Wagering Task Force in 2004, and as a member of the Executive Committee of the Division I-A Athletic Directors' Association.

Before arriving at Pitt, Long was senior associate athletic director at Oklahoma for two and a half years. Responsible for the

external affairs of the Sooners, he oversaw key brand areas of marketing and promotions, licensing, media relations, ticketing, radio and television rights and Soonervision productions. In addition, Long was the primary administrator for the Sooners' highly successful football and men's basketball programs, along with sport supervision of baseball, wrestling and both golf teams.

Long's first appointment as a director of athletics was at Eastern Kentucky where he served for two and a half years. He made several revisions to the ECU athletic infrastructure and completed several facility projects. Long created the first modern corporate partner and sponsorship structure at ECU. Prior to Eastern, Long had a brief stay with Virginia Tech as an associate athletics director.

He began his career in college athletic administration at the Michigan, hired by legendary coach and athletics director, the late Bo Schembechler. During his seasons with the Wolverines, Long was promoted through a series of posts to the position of associate athletics director.

A former two-sport athlete at Ohio Wesleyan, Long earned seven varsity letters for the Bishops in football and baseball before completing his degree in economics in 1982. He started his post-graduate career in athletics as a graduate assistant football coach at the cradle of coaches, Miami University of Ohio. Long earned his master's in education at Miami in 1983, moving on to football staff positions at Rice, Duke and N.C. State prior to joining Michigan.

An Ohio native from Kettering, Long is married to the former Fanny Gellrich of Ann Arbor, Mich. The Longs have two daughters, Stephanie and Christina.



ARKANSAS SENIOR STAFF

BEV LEWIS

ASSOCIATE VICE CHANCELLOR AND EXECUTIVE ASSOCIATE AD

For almost three decades, Bev Lewis is synonymous with the University of Arkansas and Razorback women's sports teams. While 2007-08 season was 27th season at the University, it also proved one of the most important in her time at Arkansas. Lewis was key player in the decision to bring together the University's men's and women's departments. Starting on Jan. 1, 2008, she became an associate vice chancellor for the University and the executive associate athletic director of the unified Razorback Athletic Department.

Lewis, the former women's athletic director, now serves as associate vice chancellor and executive associate athletic director for administration and sport programs. Lewis is also the coordinator of a five-member sport administrator group that provides day-to-day administrative support for each of Arkansas' 19 sports. Lewis is the sport administrator for women's basketball, men's and women's cross country, men's and women's track and field, men's and women's golf, gymnastics, softball and volleyball. In addition, Lewis is the primary administrator working with the Razorbacks' strength and conditioning units and athletic training and sports medicine program as well as overseeing the media relations and new media divisions. She also serves as a liaison to the faculty senate and the faculty athletic committee, and coordinates the department's NCAA certification, Title IX compliance and strategic planning.

The largest portion of her service to the university was her 19-year tenure as the Director of Women's Athletics. As a result of her strong emphasis on the classroom, Razorback female student-athletes received numerous academic honors including national academic All-American of the year, team academic national titles and the University's first two SEC/H. Boyd McWhorter Scholar-Athletes of the Year.

Her leadership was also a part of the success of the University's Campaign for the Twenty-First Century. Lewis directed Women's Athletics to over \$11.5 million in direct support for women's teams. During the campaign, Lewis received one of her greatest personal honors as Bob and Marilyn Bogle requested that Arkansas' \$6 million facility be named the Bev Lewis Center for Women's Athletics.

In 1998, she was voted into the University of Arkansas Hall of Honor by the University's letterwinners in recognition of her contributions both as a coach and an administrator.

Lewis served collegiate athletics at the highest level as an administrator, first with the NCAA Championship Cabinet and most recently on the NCAA Management Council.

Prior to assuming the duties of AD, Lewis was women's cross country and track coach. Her Arkansas coaching milestones included the first women's squad to achieve a national ranking and the first conference championship team with the 1988 Southwest Conference Cross Country Championships.

Lewis earned her bachelor's degree from Central Michigan in 1979 and followed it with her master's from Purdue prior to her arrival at Arkansas in 1981.

Her husband, Harley, is the former athletic director at the University of Montana, former assistant director of championships with the NCAA, and development officer at Arkansas.



JON FAGG

SENIOR ASSOCIATE AD FOR COMPLIANCE AND STUDENT-ATHLETE SERVICES

Overseeing all aspects of compliance and academics, Jon Fagg joined the University of Arkansas as a senior associate athletic director for compliance and student-athlete services in the summer of 2008. He serves as member of the senior management group for the Department of Intercollegiate Athletics.

Fagg's department supervision of NCAA and Southeastern Conference rules compliance and education is a new position for Arkansas. In addition to reporting directly to the vice chancellor and director of athletics, Fagg will have an informational reporting relationship on compliance issues with the University's Office of the General Counsel.

In addition to compliance, Fagg also supervises the student-athlete services department which advises and offers support to more than 450 Razorback student-athletes.

Fagg joined the Razorback staff after spending the past seven years at North Carolina State University. Hired at North Carolina State in March 2001, he served four and half years as an assistant athletics director for compliance before being promoted to associate athletics director for compliance in the fall of 2005.

While with the Wolfpack, Fagg's responsibilities included coordinating all aspects of the NCAA compliance program, including rules education for intercollegiate staff and related university personnel, and advisement, education and interpretations regarding NCAA rules and regulations.

Prior to his tenure at North Carolina State, Fagg spent three years as the assistant athletics director for compliance at Fresno State University. He also served one year as director of compliance for the Big South Conference.

His first athletics administrative experience came at Mars Hill College where he handled compliance duties as well as serving as an assistant coach for the football team for three seasons.

His coaching experience also includes a stint as an assistant coach at Davidson from February 1992 to June 1993 and as a GA coach at his alma mater, the University of Arizona, from January 1991 to February 1992.

Fagg and his wife Amanda have three children: Jon Madison and twins, Reed and Ellie.



MATT TRANTHAM

SENIOR ASSOCIATE AD FOR INTERNAL OPERATIONS

Overseeing Razorback facilities, event management and equipment operations, Matt Trantham begins his third year at the University of Arkansas as the senior associate athletic director for internal operations.

Supervising several major projects in his first year with the Razorbacks, Trantham guided the \$2.5 million renovation of Bud Walton Arena and the \$1.3 million restoration of synthetic playing surface at Donald W. Reynolds Razorback stadium in 2008-09. This year, he is overseeing the Master Plan currently underway for all athletic facilities.

Prior to joining Arkansas, Trantham began his career with the Sooners in July 1999 as the promotions director for the athletic department where he worked with all 20 of OU's teams. He was named assistant athletic director for event management in 2004 and was promoted to associate athletic director in 2006.

In his role as associate AD for event management, Trantham oversaw more than 500 events a year, coordinated the efforts of more than 1,500 event staff members and was responsible for activities within 13 athletic facilities. He also served as OU's liaison with all postseason events including both Big 12 and NCAA championship competitions.

Prior to joining the Sooners, Trantham spent five seasons in professional sports in Washington, D.C. Trantham earned his bachelor's of science degree in business management from Centenary College in 1990 and a master's degree in sports management from the United States Sports Academy in 1998.

Trantham and wife Kristen are parents of two sons, William Matthew and Davis Michael; and one daughter, Morgan.





ARKANSAS SENIOR STAFF

RAZORBACKS

COACHES

PLAYERS

09-10 SEASON

HISTORY

RECORDS

MEDIA

UNIVERSITY

CLAYTON HAMILTON

Associate Athletic Director.
Chief Financial Officer

Clayton Hamilton joined the university in January 2010, assuming oversight of the financial affairs, business operations, and human resources. He has over 13 years of financial management experience, with stops at Colorado, Florida State, the Dallas Cowboys, and Cleveland Cavaliers. He is a member of CABMA, and served as president in 2008-09. Hamilton graduated from Arkansas in 1994 with a bachelor's degree in accounting, and from the U.S. Sports Academy in 1997 with a master's degree in sports management. Hamilton received his CPA certification from the State of Arkansas in 1998. Hamilton and wife Stephanie have two daughters, Lauren and Caylee.



TRACEY STEHLIK

Associate Athletic Director for Compliance

Starting her 27th year with the University of Arkansas, Tracey Stehlik serves as associate athletic director for compliance. She began her career as an assistant women's basketball coach, and was a part of the staff that won the only women's hoops conference championships at Arkansas. Stehlik worked in a variety of administrative roles since leaving the court including compliance and game management. She and husband Wayne have two daughters, Mollie and Maggie.



MELISSA HARWOOD-ROM

Associate Athletic Director for Student-Athlete Academic Support and Achievement

Serving as the lead coordinator for academic support for all 19 Razorback sports, Melissa Harwood-Rom brings over 20 years of experience at Arkansas. Joining the university in 1989 after working with football and men's basketball at Washington State, she developed the former women's athletics department academic system before being named to oversee all teams in the summer of 2008. She and university professor Curt Rom have two children, Zoe and Clio.



KEVIN TRAINOR

Associate Athletic Director for Public Relations

Starting his 16th season at Arkansas, Kevin Trainor is in his third year as associate athletic director and his first as the department's Public Relations Director. Trainor was a nearly 20 year veteran in the media relations office before assuming his current role. A university graduate in journalism in 1994, he earned his masters at Arkansas in 2005. Trainor and his wife, the former Ruth Whitehead, are the parents of two daughters, Emma and Ellie.



CHRIS POHL

Associate Athletic Director for Events

A former championships director for the NCAA, Chris Pohl begins her seventh season at the University of Arkansas. She joined Arkansas in 2004 to manage marketing and promotion for the women's sports after 11 years at the NCAA. Pohl coordinates home events for the Razorbacks, taking lead on gymnastics and women's basketball among others. A 1981 graduate of Central Michigan and basketball letterwinner, she earned her master's in 1984 from Penn State.



JUSTIN MALAND

Asst. Athletic Director for Facilities

Justin Maland begins his fourth year as an assistant athletic director for facilities and his ninth with the Razorback athletic department. The Harrison, Ark., native was a catcher at Hendrix College, and joined Arkansas through the baseball staff in 1999. He earned his master's in sports management from Arkansas in 2001. He is married to the former Sarah Parnell, and the Malands are the parents of two children, Macy and Jack.



BRIAN PRACHT

Associate Athletic Director for Marketing

Brian Pracht joined the Razorbacks in July 2010, with more than 15 years of collegiate marketing and promotions experience working at Wichita State, Long Beach State and the Southland Conference. His responsibilities at Arkansas include overseeing marketing, promotions, ticket sales, licensing in addition to serving as the staff liaison with International Sports Properties (ISP) and Razorback Sports Properties (RSP).



DR. BILL SMITH

Asst. Athletic Director for New Media

Beginning his 22nd year with the university, Dr. Bill Smith manages internet operations for the athletic department, ArkansasRazorbacks.com, and oversees brand compliance and printed projects. Smith earned his doctorate at the university in 1999, and has been an adjunct instructor at both Arkansas in journalism and NorthWest Arkansas Community College in history. He and his wife Libby have two children, Will and Ashley.



ERIC WOOD

Asst. AD for Student-Athlete Development

Eric Wood begins his second year with Arkansas working to develop programs that contribute to the personal growth and character development of Razorback student-athletes. Wood worked in a similar role at the ACC and is the current chair of the NCAA Student-Athlete Affairs Advisory Committee. He also spent a year at Wake Forest and at the University of New Haven. Wood is a 1998 graduate of Sacred Heart University and was a three-year letterman in football. He earned his Master's Degree from Clemson in 2000. Wood and his wife Celia are originally from the Bronx, N.Y.





RAZORBACK FOUNDATION, INC.

Performing the vital role of supporting the student-athletes at the University of Arkansas with financial support, the Razorback Foundation, Inc., is in its fourth decade of working alongside the athletic department to advance Razorback Athletics.

The goal of the foundation is ensuring that the more than 460 student-athletes at Arkansas have the equipment, facilities and overall support to achieve the goals of graduation and athletic achievement.

For the first time in school history, all 19 Razorback head coaches and members of the athletic department's executive and senior administrative staffs are members of the Razorback Foundation. The pledge of personal support by those inside the department led the way for a growth in membership that saw the membership total increase from 10,390 in November 2008 to 10,530 in June 2009.

From January to June 2009, Razorback Foundation staff visited with more than 11,000 people at 50 Razorback Club functions, ranging from chapter meetings to scholarship fundraising golf events hosted by local Razorback Clubs.

Another key factor in raising the profile of the Razorback Foundation and fostering membership growth was a renewed commitment to increasing A Club membership (former Razorback letter winners) and enhancing communication and coordination with Razorback Clubs throughout the region. To help facilitate communication with all foundation members, a new web site RazorbackFoundation.com was launched.

The Foundation, officially incorporated and relocated off campus in 1988, has helped provide financial aid for the construction for the Broyles Athletic Center (football and administrative offices), Charlie Baum Stadium at George Cole Field (baseball), John McDonnell Field (outdoor track and field), Randal Tyson Track Center (indoor track and field), Dills Indoor Tennis Center, the George M. Billingsley Tennis Center (outdoor tennis) and Donald W. Reynolds Razorback Stadium (football).

MISSION STATEMENT

The stated mission of the Razorback Foundation, Inc., is to support the athletic endeavors of the University of Arkansas Razorbacks.

The Foundation assists our student-athletes by providing for scholarships, facilities and various programs that enable them to realize their dreams of achieving a quality college education while participating in athletics on a nationally competitive level.

MEMBERSHIP LEVELS

The opportunity to participate in the annual fund giving to the Razorback Foundation, Inc., has several levels, beginning at the \$50 Razorback level and continuing up to Broyles-Matthews Scholarship Platinum. For more information about levels of giving and benefits, please visit the foundation's website at RazorbackFoundation.com.



Harold Horton
Executive Director



Chris Wyrick
Executive Dir. RSVP



Norm DeBriyn
Associate Director



Sean Rochelle
Associate Director



Marvin Caston
Assistant Director



Jessica Dorrell
Assistant Director



Jackie Rollins
Chief Financial Officer



FRANK BROYLES Athletic Director Emeritus

The start of 2008 saw the Razorback Foundation, Inc., welcomed a familiar face, a man with a high profile and a long track record in athletics -- legendary Arkansas athletic director Frank Broyles.

The former national champion football coach and leader of Razorback men's athletics for almost 40 years, he closed out a 50-year career of service to the University and is now raising support for the University and the Razorback program.

A member of every significant college athletics hall of fame, Broyles was recently named to the NACDA Hall of Fame in 2008. His 19-season career as the Razorback head football coach included the 1964 National Championship, seven Southwest Conference titles and a record of 144-58-5.



Donita Ritchie
Admin. Asst. to
Frank Broyles

RAZORBACKS

COACHES

PLAYERS

09 - 10 SEASON

HISTORY

RECORDS

MEDIA

UNIVERSITY



HOME OF CHAMPIONS

RAZORBACK ATHLETICS

42	National Championships (1 in football in 1964, one in men's basketball in 1994, 40 in men's cross country, track and field.)
118	NCAA Individual Titles (102 in men's and 12 women's cross country and track and field, two individuals in women's swimming and diving, one women's golf and one doubles team in men's tennis.)
179	Conference Team Titles - This number includes team and divisional titles won in the SWC and SEC (7 baseball, 27 men's basketball, two women's basketball, 34 men's cross country, 13 women's cross country, 18 football, one men's golf, one soccer, 28 men's indoor track and field, five men's tennis, two women's tennis, three women's indoor track, 24 men's outdoor track and field, three women's outdoor track and field, 11 volleyball.)
590	Conference Individual Titles - This number includes titles from the SWC and SEC (21 men's cross country, 11 women's cross country, one men's golf, two women's golf, two gymnastics, two swimming and diving, 28 men's tennis, 162 men's indoor track and field, 98 women's indoor track and field, 199 men's outdoor track and field, 64 women's outdoor track and field.)



Top: 2006 NCAA Men's Track and Field Championships. Upper right: Amy Yoder wins an individual National Title. Right: Stacy Lewis won the 2007 NCAA Women's Golf National Championship. Above: The 1994 men's basketball team returns to celebrate the National Championship. Left: The men's track and field team won the 2010 SEC Championship.



MILLION FANS

LET'S CALL THOSE HOGS



Fans love the Razorbacks and that is easily evidenced by the more than 1 million people who were in attendance at last year's athletic contests. Here's a look at some of the numbers and keep in mind that our attendance totals don't include men's and women's cross country, track and field, men's and women's tennis, and swimming.

- 1,149,641** Total number of fans attending Razorback home events in 2009-10
- 65,112** The average home football attendance
- 13,182** The average home men's basketball attendance
- 7,749** The average home baseball attendance
- 4,477** Fans who attended the 2010 SEC Softball Tourney at Bogle Park
- 2,505** The average home gymnastics attendance





CAMPUS LIFE

OPPORTUNITIES FOR THE MIND, BODY AND SOUL

RAZORBACKS

COACHES

PLAYERS

09-10 SEASON

HISTORY

RECORDS

MEDIA

UNIVERSITY

The university offers a vibrant campus life for its mainly full-time, residential undergraduate student population. More than a dozen university residence halls can accommodate in excess of 4,000 students, and the rest live in and around the city of Fayetteville.

There are over 300 registered student organizations including special interest, religious, international and cultural organizations, as well as honorary and professional service groups. Students also may choose to participate in the university's Greek system, which is made up of 11 sororities and 17 fraternities.

In addition, more than 6,000 students, faculty and staff annually participate in the intramural sports program, which offers activities like bowling and table tennis tournaments, and sponsors clubs ranging from aikido to waterskiing. Many of these activities are conducted at the Health, Physical Education, and Recreation building, a \$14 million, 225,000-square foot facility that contains 10 racquetball courts, four basketball gyms, an indoor track, an Olympic size pool, a climbing wall, a computer lab, a human performance lab and numerous classrooms.

Culturally and intellectually, the academic semesters bustle with faculty and student musical performances, theatre productions, art exhibits, concerts, poetry readings and visiting speakers — both on campus and at the adjacent Walton Arts Center. Recent university programming includes outdoor movies at the Greek Theatre, comedians, karaoke nights and even a hypnotist.

The university's Distinguished Lecture Series has featured former heads of state, Pulitzer Prize-winning writers, political pundits and humorists,



and other noteworthy national and international figures and scholars such as James Carville, Mary Matalin, Ehud Olmert, Geraldine Ferraro, James Earl Jones, George H.W. Bush, and Dave Barry.

RESIDENTIAL LIFE

Close to all the university has to offer

University Housing offers a variety of housing options with in more than a dozen residence halls on campus. First-year students are required to live on campus and will find many options in living arrangements and price that entice them to stay on campus beyond their freshman year — from the suite-style facilities of Maple Hill to the international living learning community of Holcombe Hall to the new apartments on Duncan Avenue.

Maple Hill is a multi-use suite-style facility. Students live in double rooms in one- and two-bedroom suites, with cable television and individual Ethernet connections in each room. The residence halls also feature staff apartments, classrooms, conference rooms, quiet study rooms and a large fireplace lounge.

Holcombe Hall opened in 1949, and is named for Miss Jobelle Holcombe, who graduated in 1898 and served as the first dean of women from 1907 to 1913. In 2006, Holcombe Hall began the transition to an international living-learning community. The goal of these communities is to create a unique and exciting place for international exchange and learning at the University of Arkansas. Students and



staff conduct programs in Holcombe through the year, but the true strength of the community comes from the interactions, relationships and plans the residents themselves build.

The newest and most unique campus residence is Duncan Avenue Apartments. The four-bedroom apartments are just minutes walking distance from most classrooms and laboratories on campus. While this complex offers apartment-style living, each student has a separate contract — so if an apartment-mate leaves, other roommates are not responsible for the departing roommate's charges. The fully furnished apartments include high speed Internet, cable television and all utilities except telephone, and also features a washer and dryer and full kitchen with appliances. It is the first "Green Globes" construction project on the University of Arkansas campus.

Visit <http://housing.uark.edu> to learn more about our campus housing options.



TRADITION

THERE IS NOTHING LIKE A RAZORBACK

A MASCOT LIKE NO OTHER

The wild hogs known as razorbacks native to the Arkansas wilderness bear no resemblance to the typical barnyard pig of today. The untamed razorback hog was a lean, feral animal that was ill-tempered. It fought and defeated anything that crossed its path, man or beast. Turn of the 20th century outdoor magazines lauded the razorback as “the most intelligent of all the hogs and is likewise the most courageous. . . . He has a clear, farseeing eye.”

Except for the rare sighting in the Australian Outback, the Razorback only exists today in the form of Arkansas’ players and fans. A Russian boar, which closely resembles the wild hog of Hugo Bezdek’s day, currently serves as the official live mascot.

Tusk III is cared for by the Stokes family of Dardanelle, Ark., and travels to home games and special events for the Razorbacks. Tusk III is supported by the legacy program known as the Tusk Fund, and fans can participate by sending their support care of the Razorback Foundation, Inc. Tusk III made his debut in 2010 after the unexpected passing of his brother, Tusk II, following Arkansas’ AutoZone Liberty Bowl win over ECU in January.

While yearbook references as early as 1914 of a hog on the sideline at football games, a formal live mascot prior to the Tusk line dates back to the 1960s with a series of hogs that represented Arkansas. In addition to appearances at games, they have gained a reputation for fierce behavior.

Big Red III escaped from an exhibit near Eureka Springs in the summer of 1977 and ravaged the countryside before being gunned down by an irate farmer. Another live mascot, Ragnar, was a wild hog captured in south Arkansas by Leola farmer Bill Robinson. Before Ragnar’s spree was done, the mighty animal had killed a coyote, a 450-pound domestic pig and seven rattlesnakes. Ragnar died in 1978 of unknown causes.

THE HOG HAT

It is true; no Razorback fan’s closet is complete without an official Hog Hat. The original style was a hard plastic hat with a long snout, rough razorback ridges across the top and wickedly sharp, pointed curly-cue tail. The modern versions are often sculpted from softer material. Regardless, the Hog Hat is undoubtedly the most recognized piece of fan apparel in college athletics. Just ask ESPN GameDay’s Kirk Herbstreit as he dons the traditional Hog Hat.





WHY RAZORBACKS?

Arkansas' athletic teams have not always been called the Razorbacks. During the early years of its athletic history, the Cardinal served as the University nickname.

A lot of things changed in 1909, however, when Arkansas football coach Hugo Bezdek called his players "a wild band of Razorback hogs," after guiding his team to a 16-0 victory over Louisiana State on October 30, 1909.

Alluding to the Razorback, characterized by a ridge back and tenacious, wild fighting ability, Bezdek never forgot this idea and often called his team "a fighting band of Razorbacks."

This new nickname became increasingly popular and the student body voted to change the official University mascot from the Cardinal to the Razorbacks in 1910.

In the 1920s, "Wooo, Pig, Sooie" was added as the school yell, referred to more commonly as the "Hog Call."

There are dozens of Lions, Tigers and Bears, but in all of college athletics there is only one Razorback. The distinctive logo of the Arkansas teams is officially known as the Profile Hog, but is known to many fans as the Helmet Hog -- a fixture of the football team's helmet for almost half a century.



RAZORBACKS

COACHES

PLAYERS

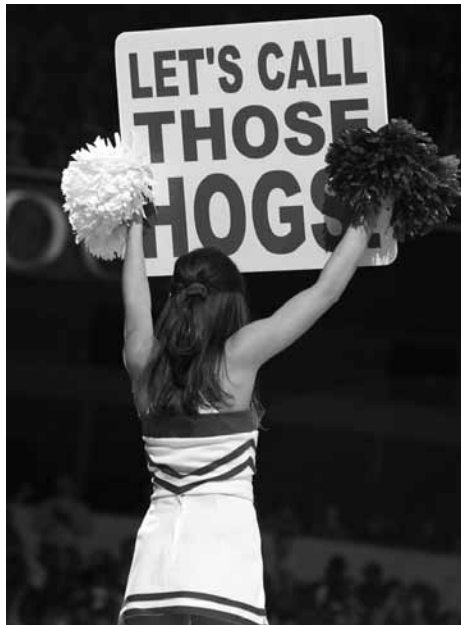
09-10 SEASON

HISTORY

RECORDS

MEDIA

UNIVERSITY



A PROPER HOG CALL

A chant of "Woo Pig Sooie" is known worldwide as a Hog Call. Just like any good tradition, there are lots of versions of the Hog Call (even spellings).

A properly executed Hog Call is composed of three "calls," slowly raising one's arms from the knees to above the head during the "Woo." Traditionalists prescribe an eight second "Woo." The fingers should be wiggled and the "Woo" should build in volume and pitch as the arms rise.

Upon completion of the "Woo," both arms are brought straight down with fists clinched as if executing a chin-up while yelling, "Pig". The right arm is extended up and out with the "Sooie."

A full Hog Call -- the kind one will always hear victorious Razorback teams execute after contests -- requires two more Hog Calls, followed immediately by a "Razor-Backs" yell, coordinated with a pumping motion of the right arm after the third "Sooie." So, in order, the full Hog Call is:

**WOOOOOOOO. PIG. SOOIE!
WOOOOOOOO. PIG. SOOIE!
WOOOOOOOO. PIG. SOOIE!
RAZORBACKS!**

ARKANSAS FIGHT

One of the first tasks of a new Razorback is learning to sing the University of Arkansas fight song. Arkansas Fight was written in the late 1920s. It is a unique tune, fitting of the only college in America with a Razorback mascot. Several other colleges have adapted the tune, but the lyrics remain unique to Arkansas.

Hit that line! Hit that line!
Keep on going!
Take that ball right
down the field!
Give a cheer. Rah! Rah!
Never fear. Rah! Rah!
Arkansas will never yield!
On your toes, Razorbacks,
to the finish,
Carry on with all your might!
For it's A-A-A-R-K-A-N-S-A-S
for Arkansas!
Fight! Fight! Fi-i-i-ight!

RAZORBACK SPIRIT SQUADS

Along with being a Razorback, serving as a Razorback cheerleader has a long tradition at the University of Arkansas. Currently, the Razorbacks have two squads, a Red and White, that inspire the crowds at all home sporting events.

Arkansas also has a dance team, the Razorback Pom Squad, which performs at halftime of many events. Members of the Pom Squad also serve at baseball games as RBI Girls. Arkansas has a team of uniformed mascots, led by the original Big Red, the Fighting Razorback. Sue E. joined the family along with kid-sized Pork Chop in the late 1990s. Boss Hog is a 9-foot-tall inflatable mascot that rounds out the team.

Jean Nail serves as the coordinator for cheerleaders and mascots. For more information on the cheer squads and tryouts, go to the Spirit Squad section of ArkansasRazorbacks.com.

THE UA ALMA MATER

Brodie Payne and Henry Tovey wrote the University of Arkansas Alma Mater in the early 1900s. They were inspired by the Ozark Mountain sunrise as it illuminated Old Main.

*Pure as the dawn on the brow of thy beauty,
Watches thy Soul
from the mountains of God.
Over the fates of thy children departed,
Far from the land
where their footsteps have trod.
Beacon of hope in the ways dreary lighted,
Pride of our hearts that are loyal and true.
From those who adore unto one who
adores us,
Mother of Mothers, we sing unto you.*



FAYETTEVILLE

SOMETHING FOR EVERYONE

RAZORBACKS
COACHES
PLAYERS
09 - 10 SEASON
HISTORY
RECORDS
MEDIA
UNIVERSITY



Fayetteville's famous Dickson Street is much more than a college hangout, adding upscale condominiums and specialty retail to its long-standing reputation as the center of entertainment and dining. From hosting major national events like Bikes, Blues and BBQ or serving as the final resting place for the goal posts after Razorback football upsets, one thing remains constant -- Dickson is the heart of what's happening.

Characterized by unmatched outdoor activities, a vibrate night life and cultural and educational opportunities, Fayetteville has something for everyone.



From Robert Redford to James Earl Jones, the University of Arkansas hosted numerous famous speakers in recent years through its Distinguished Lecture Series.



Ranging from political satirist, now senator, Al Franken, political consultant Mary Matlin to CNN's Anderson Cooper, and to former world lead-

FAYETTEVILLE ARKANSAS INFORMATION

- #4 Best Places for Business and Career *Forbes Magazine*
- #7 Top College Sports Towns *Forbes.com*
- #7 Best Places to Live, Work and Play *Kiplingers'*
- #9 Healthiest Housing Market *National Builders*



ers like George H. W. Bush to Israeli prime minister Ehud Barak, vice presidential candidate Geraldine Ferraro and the former Prime Minister of Pakistan



the late Benazir Bhutto. Sports figures such as Magic Johnson and Apolo Ohno have been on campus. We've also had one of our more famous former law professors speak several times, President Bill Clinton.

The Fayetteville campus hosts several concerts each year and recent performers include sold-out performances by TI, Foo Fighters and John Mayer in Barnhill Arena. Special events bring artists ranging from B.B. King to Keith Urban and Carrie Underwood to Reynolds Razorback Stadium.



NORTHWEST ARKANSAS

COME AND EXPLORE

RAZORBACKS

COACHES

PLAYERS

09-10 SEASON

TECHNICAL STAFF

MEDIA

UNIVERSITY

While Fayetteville is home to the University of Arkansas, its location in the Northwest corner of the state broadens the borders of this college territory. With Springdale, Rogers and Bentonville to the North, Siloam Springs to the West and Fort Smith to the South of Fayetteville, it's easy to see how Northwest Arkansas is in the center of all the action.

SPRINGDALE

With a population around 65,000, Springdale is anchored by the world headquarters of Tyson Foods. It is home to museums, 100 houses of worship, theaters and great dining. It is also home to the Northwest Arkansas Naturals, Kansas City's Double A affiliate.

ROGERS

Rogers boasts a population around 50,000 and is home to Mercy Medical Center. Just minutes from Fayetteville, Rogers has some of the area's best shopping and dining options.

BENTONVILLE

Bentonville's population has blossomed to more than 29,000. Northwest Arkansas Community College is located here, and it is the home to Walmart, the world's largest retailer. In addition, several of Walmart's largest vendors make their homes in the area as well making this an exciting place for new graduates to explore.

NORTHWEST ARKANSAS INFORMATION

- The population of Northwest Arkansas is around 420,000.
- It is recognized as one of the fastest growing areas in the United States.
- The regional airport (XNA) offers several daily departures, with direct jet service to Atlanta, Charlotte, Chicago, Cincinnati, Dallas/Ft. Worth, Denver, Detroit, Houston, Las Vegas, Los Angeles, Memphis, Minneapolis/St. Paul, Newark, New York and Orlando.

Bentonville also hosts many of the area's exciting outdoor opportunities with lake access, camping, golf and other recreational outlets.

THE AMP

Every summer, Northwest Arkansas comes alive with the sound of music at the Arkansas Music Pavilion. The AMP plays host to headliners, newcomers and local artists in an outdoor concert setting. The 2010 schedule included Levon Helm, Blue Oyster Cult, Georgia Satellites, Indigo Girls, Goo Goo Dolls, Ted Nugent, Gary Allan, Eil Young Band and Corey Smith, Colby Caillat, STS9, Cross Canadian Ragweed, Pat Travers and Rick Derringer and the Black Crowes.

THE NORTHWEST ARKANSAS NATURALS

The Northwest Arkansas Naturals enjoyed their second summer in Springdale in 2010. The Naturals are members of the Texas League and have a schedule that runs from April-September. Numerous promotional events including concerts, fireworks and special events surround nearly every home game at ARVEST Ballpark.

BIKES, BLUES AND BBQ

Fayetteville and the Northwest Arkansas area celebrated the 10th Annual Bikes, Blues and BBQ event in 2009 and are eagerly anticipating the 2010 fall event as well.

The Bikes, Blues and BBQ rally is the third-largest bike rally in the country behind Sturgis and Daytona Beach and the 2009 attendance numbers were around 350,000 people.

This year's event begins Sept. 29, and the family-friendly rally helps area charities. The event was established in 2000 and more than one half million dollars has been raised. Blues concerts and great food are all part of the fun on this rumbling weekend.



WALTON ARTS CENTER

Just off campus in the heart of Fayetteville is home to the Walton Arts Center. The WAC hosts numerous concerts, theater productions, classes and events with headliners such as Beauty and the Beast, Momma Mia! and the Blue Man Group just to name a few. Shows and events run year round.





FACILITIES

HOME OF THE RAZORBACKS

RAZORBACKS

COACHES

PLAYERS

09 - 10 SEASON

HISTORY

RECORDS

MEDIA

UNIVERSITY



1. **Donald W. Reynolds Razorback Stadium (72,000)**
Recently renovated in 2001...Home of football museum...one of the largest sports venue video boards
2. **Bud Walton Arena (19,200)**
Fifth-largest on-campus hoops facility in nation.
3. **Baum Stadium (10,731)**
Inaugural season in 1994-95...Several expansions...Host of several NCAA events including 2010 regional
4. **Bogle Park (1,346)**
Inaugural season in 2009...Host of 2010 SEC Championship...Chairback seating...Skyboxes
5. **Randal Tyson Track Center (5,000)**
Named for Randal Tyson in recognition of the lead gift from the Tyson Family...Host of nine NCAA Men's and Women's Indoor Track and Field Championships
6. **John McDonnell Field (7,000)**
Named for legendary track coach John McDonnell in 1998...Host of 2009 NCAA Outdoor Track and Field Championships
7. **Agri Cross Country Park**
Year-round dedicated cross country training and competition facility





RAZORBACKS

FACILITIES

HOME OF THE RAZORBACKS

8. Fred and Mary Smith Golf Facility

Opened 2004...Blessings Golf Course...Indoor practice bays and video analysis...dedicated putting and chipping areas on all surfaces

9. Barnhill Arena - Gymnastics (8,500)

Inaugural season for gymnastics in 2003...Host of 2006 and 2009 NCAA Regional

10. Barnhill Arena - Volleyball (8,500)

Converted to volleyball facility in 1994...Host of several NCAA first and second round matches

11. Arkansas Natatorium (1,500)

Inaugural season in 1985...renovations in 1996, 2003, 2007...diving area with 5 meter and 10 meter platforms as well as 1 meters and 3 meters boards...Long and short course events.

12. Razorback Field (1,000)

Inaugural season in 1992...Renovated in 2001 and 2010

13. Billingsley Tennis Center (1,500)

Renovated in 2008...Elevated stadium seating for 10 outdoor courts

14. Dills Indoor Courts (1,500)

Only six-court indoor facility in the SEC...Chairback seating added in 2004...Lead gift from the Dills family



RAZORBACKS

COACHES

PLAYERS

09-10 SEASON

HISTORY

RECORDS

MEDIA

UNIVERSITY



FACILITIES

HOME OF THE RAZORBACKS

RAZORBACKS

COACHES

PLAYERS

09 - 10 SEASON

HISTORY

RECORDS

MEDIA

UNIVERSITY



WALKER FAMILY TRAINING CENTER

- Opened Jan. 18, 2005
- Headquarters to the Razorback strength and conditioning program
- 38,000 square foot facility...110 yards long overlooking the Razorback indoor and outdoor football practice fields
- 19,000 square foot weight room
- 19,000 square foot conditioning area
- Nutritional area with juice bar and protein machines
- 13 42-inch flat-screen televisions
- On-site athletic training room



WILLARD AND PAT WALKER PAVILION

- Opened in 1998 and resurfaced in 2002
- Made possible by a gift from Willard and Pat Walker
- 76,000 square feet of usable space
- Full-size football field including end zones and sidelines
- Height of 52 feet
- Home to the primary Razorback weight room
- Camden and Sue Greene Speed Development Center features sprint and sand lanes



SUTTON STRENGTH AND CONDITIONING CENTER

- Opened in April 2004
- 7,000 square foot strength and conditioning area
- Located within the Lewis Center
- Dedicated to the physical training needs for female student-athletes

This is . . .

RAZORBACK COUNTRY

FAYETTEVILLE, ARKANSAS



Whether you crave the country...

Or the city...

Northwest Arkansas has something for everyone



UNIVERSITY OF ARKANSAS

2010-11 Men's Basketball Schedule

DATE	OPPONENT	TV	SITE	TIME
Nov. 18	Grambling St.	-	FAYETTEVILLE	7 p.m.
Nov. 22	Florida Gulf Coast	-	FAYETTEVILLE	7 p.m.
Nov. 24	Southeast Missouri St.	-	FAYETTEVILLE	7 p.m.
Nov. 26	Alabama-Birmingham #	-	FAYETTEVILLE	7 p.m.
Dec. 1	Oklahoma	ESPN2	North Little Rock	7 p.m.
Dec. 4	Troy	RSN	FAYETTEVILLE	2 p.m.
Dec. 8	Seton Hall %	RSN	FAYETTEVILLE	6 p.m.
Dec. 15	Mississippi Valley St.	ESPNU	Louisville, KY	7 p.m.
Dec. 18	Texas A&M	RSN	FAYETTEVILLE	1 p.m.
Dec. 22	Texas Southern	RSN	Dallas, TX	7 p.m.
Dec. 29	North Carolina A&T	RSN	FAYETTEVILLE	7 p.m.
Dec. 31	Texas-Arlington	RSN	FAYETTEVILLE	7 p.m.
Jan. 4	Texas	ESPNU	FAYETTEVILLE	8 p.m.
Jan. 8	TENNESSEE*	SEC	FAYETTEVILLE	12:30 p.m.
Jan. 12	LSU*	SEC	Baton Rouge, LA	7 p.m.
Jan. 15	ALABAMA*	SEC	FAYETTEVILLE	12:30 p.m.
Jan. 19	SOUTH CAROLINA*	SEC	Columbia, SC	7 p.m.
Jan. 22	FLORIDA*	SEC	Gainesville, FL	7 p.m.
Jan. 25	AUBURN*	FSN	FAYETTEVILLE	8 p.m.
Jan. 29	VANDERBILT*	ESPNU	Nashville, TN	5 p.m.
Feb. 2	GEORGIA*	FSN	FAYETTEVILLE	8 p.m.
Feb. 5	OLE MISS*	GSS	FAYETTEVILLE	5 p.m.
Feb. 9	MISSISSIPPI ST.*	ESPN/2	FAYETTEVILLE	7 p.m.
Feb. 12	LSU*	SEC	Starkville, MS	12:30 p.m.
Feb. 16	Florida A&M	SEC	FAYETTEVILLE	7 p.m.
Feb. 19	ALABAMA*	SEC	FAYETTEVILLE	6 p.m.
Feb. 23	KENTUCKY*	SEC	FAYETTEVILLE	7 p.m.
Feb. 26	AUBURN*	-	Tuscaloosa, AL	7 p.m.
Mar. 2	OLE MISS*	FSN	FAYETTEVILLE	12:30 p.m.
Mar. 5	SEC Tournament	SEC/ABC	Auburn, AL	8 p.m.
Mar. 10-13	NCAA Opening Round	CBS/TBS/Turner/TruTV	Atlanta, GA	3 p.m.
Mar. 15	NCAA First & Second Rounds	CBS/TBS/Turner/TruTV	Oxford, MS	TBA
Mar. 17-20	Denver, CO (March 17/19)	Charlotte, NC (March 18/20)	TBA	TBA
	Tampa, FL (March 17/19)	Chicago, IL (March 18/20)	TBA	TBA
	Tucson, AZ (March 17/19)	Cleveland, OH (March 18/20)	TBA	TBA
	Washington, D.C. (March 17/19)	Tulsa, OK (March 18/20)	TBA	TBA
Mar. 24-27	NCAA Regionals	CBS/TBS/Turner/TruTV	TBA	TBA
	Anaheim, CA (March 24/26)			
	New Orleans, LA (March 24/26)			
	Newark, NJ (March 25/27)			
	San Antonio, TX (March 25/27)			
Apr. 2 & 4	NCAA Final Four	CBS/TBS/Turner/TruTV	Houston, TX	TBA

* - Indicates Southeastern Conference Game • % - SEC/Big East Invitational • # - Game played at Verizon Arena
 RSN - Razorback Sports Network • SEC - SEC Network • FSN - Fox Sports Net • GSS - Comcast Sports South

All times Central and subject to change.

